

ETC

Finetwork FIM JuniorGP Motorland Aragón

Race 2 (13 Laps, 66,0 km.)

Classification

No	Rider	Nat	Team	Bike	Tires	Cl.	Laps	Total Time	Gap	Kph	Best Lap		
											Lap	Time	Kph
1	28 MÁXIMO QUILES	ESP	ASPAR JUNIOR TEAM	HONDA			13	26:32.715	-	149.2	3	2:01.560	150.4
2	54 JESÚS RIOS	ESP	MRE TALENT	HONDA			13	26:34.624	+1.909	149.0	2	2:01.469	150.5
3	1 GUIDO PINI	ITA	AC RACING TEAM	HONDA			13	26:34.667	+1.952	149.0	2	2:01.354	150.6
4	51 BRIAN URIARTE	ESP	TEAM ESTRELLA GALICIA 0,0	HONDA			13	26:34.773	+2.058	149.0	4	2:01.477	150.5
5	21 RUCHÉ MOODLEY	ZAF	FINETWORK MIR JUNIOR TEAM	HONDA			13	26:34.835	+2.120	149.0	3	2:01.294	150.7
6	95 LEONARDO ZANNI	ITA	FINETWORK MIR JUNIOR TEAM	HONDA			13	26:34.922	+2.207	149.0	4	2:01.678	150.2
7	24 GUILLEM PLANQUES	FRA	FIRST BIKE ACADEMY	HONDA			13	26:35.653	+2.938	148.9	2	2:01.638	150.3
8	27 RICO SALMELA	FIN	TEAM ESTRELLA GALICIA 0,0	HONDA			13	26:36.016	+3.301	148.9	2	2:01.386	150.6
9	47 DODÓ BOGGIO	ITA	ASPAR JUNIOR TEAM	HONDA			13	26:36.204	+3.489	148.9	3	2:01.339	150.6
10	72 EDOARDO LIGUORI	ITA	PASINI RACING - DODICI MOTORSPORT	HONDA			13	26:41.035	+8.320	148.4	5	2:02.228	149.5
11	22 JESÚS TORRES	ESP	CUNA DE CAMPEONES	HONDA			13	26:41.049	+8.334	148.4	10	2:02.423	149.3
12	70 KRISTIAN DANIEL	USA	MRE TALENT	HONDA			13	26:41.088	+8.373	148.4	2	2:02.420	149.3
13	12 ADRIANO DONOSO	ESP	TEAM HONDA LAGLISSE	HONDA			13	26:41.125	+8.410	148.4	4	2:02.133	149.6
14	26 PAU ALSINA	ESP	ARTBOX	HONDA			13	26:41.188	+8.473	148.4	3	2:02.173	149.6
15	73 VALENTIN PERRONE	ARG	FRANDO RACING VHC TEAM	HONDA			13	26:41.227	+8.512	148.4	12	2:02.293	149.5
16	31 GIULIO PUGLIESE	ITA	AC RACING TEAM	HONDA			13	26:41.335	+8.620	148.4	4	2:02.039	149.8
17	43 AMANUEL BRINTON	GBR	TEAM ESTRELLA GALICIA 0,0	HONDA			13	26:41.612	+8.897	148.4	7	2:02.020	149.8
18	13 HAKIM DANISH	MYS	MONLAU MOTUL	HONDA			13	26:41.730	+9.015	148.3	8	2:02.149	149.6
19	11 DAVID GONZÁLEZ	ESP	CUNA DE CAMPEONES	HONDA			13	26:45.715	+13.000	148.0	7	2:01.848	150.0
20	6 BENJAMIN CAILLET	FRA	VILTAIS RACING JUNIOR	HONDA			13	26:53.680	+20.965	147.2	6	2:02.732	148.9
21	25 GONZALO PÉREZ	ESP	TEAM LARRESPORT	HONDA			13	26:53.903	+21.188	147.2	4	2:02.785	148.9
22	69 FERNANDO BUJOSA	ESP	FRANDO RACING VHC TEAM	HONDA			13	26:53.925	+21.210	147.2	5	2:02.456	149.3
23	7 BEÑAT FERNÁNDEZ	ESP	FRANDO RACING VHC TEAM	HONDA			13	26:53.990	+21.275	147.2	3	2:02.940	148.7
24	33 ENZO BELLON	FRA	BS RACING	HONDA			13	26:54.164	+21.449	147.2	3	2:02.552	149.1
25	3 VASILIS PANTELEAKIS	GRC	ARTBOX	HONDA			13	26:55.160	+22.445	147.1	3	2:03.025	148.6
26	14 EDU GUTIÉRREZ	ESP	ARTBOX	HONDA			13	26:55.170	+22.455	147.1	3	2:03.083	148.5
27	4 ROCCO SESSLER	DEU	LIQUI MOLY HUSQVARNA INTACT GP JUNIOR TEAM	HONDA			13	27:28.208	+55.493	144.2	2	2:04.377	146.9
Not classified													
38	MATTEO ROMAN	FRA	JEG RACING	HONDA			9	18:39.352			6	2:03.256	148.3
81	LORENZ TONI LUCIANO	BEL	ARTBOX	HONDA			8	16:22.624			2	2:01.549	150.4
97	MARCO MORELLI	ARG	VISIONTRACK RACING TEAM	HONDA			8	16:22.836			5	2:01.433	150.5

Pole Position:

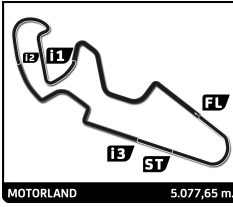
Fastest Lap:

Lap3	RUCHÉ MOODLEY	2:01.294	150.7 Kph
------	---------------	-----------------	-----------

Published at:

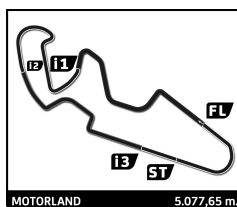
Track Status: **DRY**

Clerk of the Course: José Luis Omella	Timekeeper: Yaiza Bonet 
---	--



ETC
Finetwork FIM JuniorGP Motorland Aragón
Race 2
Lap Chart

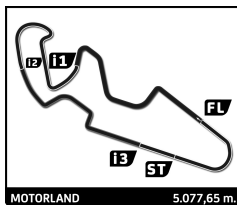
		Lap													
No	Pos	Grid	1	2	3	4	5	6	7	8	9	10	11	12	13
28	1	28	28	28	28	1	51	28	28	21	28	28	28	28	28
51	2	51	1	1	1	27	1	1	21	51	1	54	21	1	54
27	3	27	27	27	27	28	47	21	1	1	51	21	51	21	1
73	4	73	51	54	54	51	21	47	81	28	21	47	47	51	51
26	5	26	54	51	51	54	54	51	47	47	47	51	1	47	21
54	6	54	26	81	81	81	28	27	27	54	54	27	54	54	95
1	7	1	81	24	21	21	81	54	54	27	27	1	27	27	24
81	8	81	73	26	47	47	27	81	51	81	24	24	95	95	27
12	9	12	24	21	24	24	24	24	97	97	95	95	24	24	47
97	10	97	47	47	26	97	97	97	24	24	26	22	72	72	72
47	11	47	21	73	97	26	26	26	26	95	11	72	12	12	22
11	12	11	11	11	11	73	72	95	95	26	72	70	70	70	70
21	13	21	12	97	73	11	12	72	22	72	12	12	26	22	12
24	14	24	97	12	12	12	22	22	72	70	70	26	22	26	26
72	15	72	43	22	70	22	73	73	70	11	22	73	73	73	73
33	16	33	22	70	22	72	95	70	11	31	73	11	13	31	31
43	17	43	33	43	72	70	43	12	31	22	13	13	31	13	43
25	18	25	70	72	43	43	70	31	12	12	31	43	43	43	13
31	19	31	72	33	33	95	31	11	73	43	43	31	11	11	11
13	20	13	69	69	95	31	11	43	43	73	69	69	69	6	6
14	21	14	7	13	31	33	13	13	13	13	6	6	6	69	25
38	22	38	14	31	69	13	69	69	69	69	25	7	25	25	69
22	23	22	13	95	13	69	25	33	33	25	33	25	7	7	7
70	24	70	31	6	6	25	7	25	25	33	7	33	33	33	33
6	25	6	38	7	7	14	33	38	7	6	38	3	3	3	3
7	26	7	6	14	14	7	14	7	38	7	3	14	14	14	14
3	27	3	25	38	25	3	38	6	6	38	14	4	4	4	4
95	28	95	95	25	3	38	3	14	3	3	4				
69	29	69	4	3	38	6	6	3	14	14					
4	30	4	3	4	4	4	4	4	4	4					



ETC
Finetwork FIM JuniorGP Motorland Aragón
Race 2

Best Sector Times

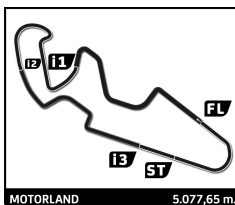
Sector 1		Sector 2		Sector 3		Sector 4		Ideal Lap		Best Lap		
Pos	No Rider	Time	No Rider	Time	No Rider	Time	No Rider	Time	Pos	No	Lap	Lap
1	97 M.MORELLI	33.980	21 R.MOODLEY	33.463	27 R.SALMELA	22.147	47 D.BOGGIO	31.080	1	81	2:00.922	2:01.549 (8)
2	81 L.TONI LUCIANO	33.995	51 B.URIARTE	33.473	54 J.RIOS	22.148	1 G.PINI	31.133	2	27	2:00.959	2:01.386 (4)
3	27 R.SALMELA	34.010	81 L.TONI LUCIANO	33.549	51 B.URIARTE	22.152	21 R.MOODLEY	31.133	3	21	2:01.018	2:01.294 (1)
4	51 B.URIARTE	34.061	47 D.BOGGIO	33.601	1 G.PINI	22.171	24 G.PLANQUES	31.143	4	47	2:01.070	2:01.339 (2)
5	28 M.QUILES	34.067	27 R.SALMELA	33.603	97 M.MORELLI	22.178	31 G.PUGLIESE	31.181	5	97	2:01.113	2:01.433 (5)
6	21 R.MOODLEY	34.079	95 L.ZANNI	33.604	22 J.TORRES	22.183	81 L.TONI LUCIANO	31.194	6	1	2:01.125	2:01.354 (3)
7	24 G.PLANQUES	34.080	24 G.PLANQUES	33.644	81 L.TONI LUCIANO	22.184	27 R.SALMELA	31.199	7	51	2:01.162	2:01.477 (7)
8	47 D.BOGGIO	34.092	1 G.PINI	33.650	11 D.GONZÁLEZ	22.205	54 J.RIOS	31.227	8	24	2:01.194	2:01.638 (10)
9	54 J.RIOS	34.103	97 M.MORELLI	33.722	70 K.DANIEL	22.216	97 M.MORELLI	31.233	9	54	2:01.222	2:01.469 (6)
10	95 L.ZANNI	34.120	43 A.BRINTON	33.723	95 L.ZANNI	22.243	72 E.LIGUORI	31.237	10	95	2:01.277	2:01.678 (11)
11	11 D.GONZÁLEZ	34.121	28 M.QUILES	33.739	28 M.QUILES	22.264	70 K.DANIEL	31.242	11	28	2:01.415	2:01.560 (9)
12	13 H.DANISH	34.162	54 J.RIOS	33.744	12 A.DONOSO	22.270	95 L.ZANNI	31.310	12	11	2:01.561	2:01.848 (12)
13	43 A.BRINTON	34.164	26 P.ALSINA	33.751	47 D.BOGGIO	22.297	73 V.PERRONE	31.321	13	70	2:01.649	2:02.420 (20)
14	1 G.PINI	34.171	22 J.TORRES	33.800	69 F.BUJOSA	22.323	6 B.CAILLET	31.334	14	72	2:01.654	2:02.228 (18)
15	26 P.ALSINA	34.178	13 H.DANISH	33.806	72 E.LIGUORI	22.326	33 E.BELLON	31.334	15	31	2:01.660	2:02.039 (14)
16	31 G.PUGLIESE	34.210	72 E.LIGUORI	33.872	24 G.PLANQUES	22.327	28 M.QUILES	31.345	16	43	2:01.691	2:02.020 (13)
17	72 E.LIGUORI	34.219	12 A.DONOSO	33.880	26 P.ALSINA	22.332	11 D.GONZÁLEZ	31.350	17	26	2:01.727	2:02.173 (17)
18	12 A.DONOSO	34.261	11 D.GONZÁLEZ	33.885	21 R.MOODLEY	22.343	43 A.BRINTON	31.379	18	22	2:01.793	2:02.423 (21)
19	73 V.PERRONE	34.262	70 K.DANIEL	33.891	31 G.PUGLIESE	22.351	13 H.DANISH	31.401	19	13	2:01.816	2:02.149 (16)
20	70 K.DANIEL	34.300	73 V.PERRONE	33.900	73 V.PERRONE	22.392	22 J.TORRES	31.418	20	12	2:01.874	2:02.133 (15)
21	25 G.PÉREZ	34.363	31 G.PUGLIESE	33.918	43 A.BRINTON	22.425	12 A.DONOSO	31.463	21	73	2:01.875	2:02.293 (19)
22	33 E.BELLON	34.375	25 G.PÉREZ	33.948	25 G.PÉREZ	22.426	26 P.ALSINA	31.466	22	69	2:02.227	2:02.456 (22)
23	69 F.BUJOSA	34.379	69 F.BUJOSA	33.994	6 B.CAILLET	22.432	51 B.URIARTE	31.476	23	6	2:02.276	2:02.732 (24)
24	22 J.TORRES	34.392	38 M.ROMAN	34.017	13 H.DANISH	22.447	69 F.BUJOSA	31.531	24	33	2:02.357	2:02.552 (23)
25	6 B.CAILLET	34.456	6 B.CAILLET	34.054	3 V.PANTELEAKIS	22.451	7 B.FERNÁNDEZ	31.568	25	25	2:02.420	2:02.785 (25)
26	7 B.FERNÁNDEZ	34.466	14 E.GUTIÉRREZ	34.080	33 E.BELLON	22.520	3 V.PANTELEAKIS	31.576	26	7	2:02.696	2:02.940 (26)
27	38 M.ROMAN	34.545	7 B.FERNÁNDEZ	34.086	7 B.FERNÁNDEZ	22.576	14 E.GUTIÉRREZ	31.607	27	3	2:02.754	2:03.025 (27)
28	3 V.PANTELEAKIS	34.600	3 V.PANTELEAKIS	34.127	14 E.GUTIÉRREZ	22.627	25 G.PÉREZ	31.683	28	38	2:02.940	2:03.256 (29)
29	14 E.GUTIÉRREZ	34.629	33 E.BELLON	34.128	38 M.ROMAN	22.668	38 M.ROMAN	31.710	29	14	2:02.943	2:03.083 (28)
30	4 R.SESSLER	34.893	4 R.SESSLER	34.609	4 R.SESSLER	22.727	4 R.SESSLER	31.779	30	4	2:04.008	2:04.377 (30)



ETC
Finetwork FIM JuniorGP Motorland Aragón
Race 2

Best Top Speed

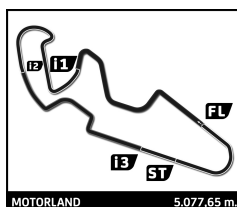
No Rider	Team	Class	Top 1		Top 2		Top 3		Top 4		Top 5		Avg
			Kph	Lap	Kph	Lap	Kph	Lap	Kph	Lap	Kph	Lap	
28 MÁXIMO QUILES	ASPAR JUNIOR TEAM		223.6	6	217.3	7	214.7	4	214.3	9	213.0	5	216,6
31 GIULIO PUGLIESE	AC RACING TEAM		223.6	4	222.7	11	222.2	12	222.2	6	221.3	8	222,4
47 DODÓ BOGGIO	ASPAR JUNIOR TEAM		223.6	13	222.7	4	222.2	2	219.1	3	218.6	9	221,2
27 RICO SALMELA	TEAM ESTRELLA GALICIA 0,0		222.7	8	221.3	10	221.3	6	220.0	5	219.5	13	221,0
21 RUCHÉ MOODLEY	FINETWORK MIR JUNIOR TEAM		222.2	4	220.4	2	219.5	1	218.6	12	218.2	5	219,8
81 LORENZ TONI LUCIANO	ARTBOX		221.8	6	218.6	8	218.2	4	218.2	5	217.3	1	218,8
1 GUIDO PINI	AC RACING TEAM		220.4	3	220.0	10	219.1	13	217.3	1	216.0	11	218,6
11 DAVID GONZÁLEZ	CUNA DE CAMPEONES		220.4	8	219.1	6	218.2	1	217.3	4	216.9	3	218,4
12 ADRIANO DONOSO	TEAM HONDA LAGLISSE		220.4	8	220.0	4	218.2	11	218.2	6	216.9	1	218,7
24 GUILLEM PLANQUES	FIRST BIKE ACADEMY		220.4	6	219.5	5	217.7	4	217.3	3	216.9	8	218,4
43 AMANUEL BRINTON	TEAM ESTRELLA GALICIA 0,0		220.4	10	219.1	8	216.4	4	215.1	7	215.1	3	217,2
72 EDOARDO LIGUORI	PASINI RACING - DODICI MOTORSPORT		220.4	4	220.0	6	219.5	1	219.1	5	218.2	2	219,4
33 ENZO BELLON	BS RACING		220.0	2	219.5	8	219.5	4	219.5	1	217.3	3	219,2
51 BRIAN URIARTE	TEAM ESTRELLA GALICIA 0,0		220.0	13	216.9	7	215.6	10	215.1	1	213.9	4	216,3
70 KRISTIAN DANIEL	MRE TALENT		220.0	6	219.1	1	218.6	11	218.2	5	217.3	9	218,6
73 VALENTIN PERRONE	FRANDO RACING VHC TEAM		220.0	8	219.5	12	218.2	2	216.4	6	216.4	3	218,1
97 MARCO MORELLI	VISIONTRACK RACING TEAM		220.0	5	219.1	8	218.2	6	217.3	1	217.3	2	218,4
26 PAU ALSINA	ARTBOX		219.5	11	218.6	12	217.3	13	215.6	4	213.0	2	216,8
6 BENJAMIN CAILLET	VILTAIS RACING JUNIOR		219.1	2	218.6	3	218.2	6	217.3	1	215.1	5	217,7
54 JESÚS RIOS	MRE TALENT		219.1	6	218.6	7	217.7	9	217.3	4	217.3	3	218,0
13 HAKIM DANISH	MONLAU MOTUL		218.6	11	218.2	10	217.7	4	216.9	12	216.9	9	217,7
95 LEONARDO ZANNI	FINETWORK MIR JUNIOR TEAM		218.6	13	217.3	5	217.3	4	214.7	11	214.7	3	216,5
22 JESÚS TORRES	CUNA DE CAMPEONES		218.2	12	217.7	9	217.7	6	217.3	5	214.7	1	217,1
14 EDU GUTIÉRREZ	ARTBOX		217.3	4	217.3	1	215.6	2	215.1	11	214.7	12	216,0
3 VASILIS PANTELEAKIS	ARTBOX		216.9	5	214.7	3	214.7	2	213.9	8	213.0	1	214,6
7 BEÑAT FERNÁNDEZ	FRANDO RACING VHC TEAM		216.9	3	213.4	7	213.4	2	212.6	6	212.2	1	213,7
4 ROCCO SESSLER	LIQUI MOLY HUSQVARNA INTACT GP JUNIOR TEAM		216.4	1	210.5	2	206.9	4	206.1	3	204.9	8	209,0
25 GONZALO PÉREZ	TEAM LARRESPORT		216.4	4	215.6	13	214.7	2	212.6	1	212.2	10	214,3
38 MATTEO ROMAN	JEG RACING		214.7	7	213.4	3	213.0	1	213.0	2	212.6	4	213,3
69 FERNANDO BUJOSA	FRANDO RACING VHC TEAM		214.3	6	213.9	5	213.9	4	212.6	1	210.9	3	213,1



ETC
Finetwork FIM JuniorGP Motorland Aragón
Race 2

Fastest Lap Sequence

Elapsed	No Rider	Team	Bike	Class	Time	Kph	Lap
4:05.806	28 MÁXIMO QUILES	ASPAR JUNIOR TEAM	HONDA		2:01.778	150.1	2
4:05.948	1 GUIDO PINI	AC RACING TEAM	HONDA		2:01.354	150.6	2
6:09.126	21 RUCHÉ MOODLEY	FINETWORK MIR JUNIOR TEAM	HONDA		2:01.294	150.7	3

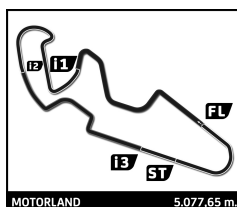


ETC
Finetwork FIM JuniorGP Motorland Aragón
Race 2

Analysis by lap

Lapped

No	Lap Time	Gap	No	Lap Time	Gap	No	Lap Time	Gap	No	Lap Time	Gap	No	Lap Time	Gap
Lap 1			6	2:02.734	6.777	72	2:02.338	5.481	81	2:03.099	0.358	Lap 8		
28	2:04.028	0.000	7	2:03.880	6.903	70	2:02.691	5.516	24	2:02.936	0.426	21	2:03.231	
1	2:04.594	0.566	14	2:03.834	6.961	43	2:02.123	5.575	97	2:02.896	0.584	51	2:02.746	0.080
27	2:04.627	0.599	38	2:03.548	7.566	95	2:01.678	6.034	26	2:03.255	2.652	1	2:03.306	0.133
51	2:04.823	0.795	25	2:03.504	7.660	31	2:02.039	6.660	95	2:02.601	4.871	28	2:03.464	0.179
54	2:05.192	1.164	3	2:03.059	7.721	33	2:03.081	6.778	72	2:02.909	4.905	47	2:03.173	0.190
26	2:05.387	1.359	4	2:04.377	8.946	13	2:02.450	7.406	22	2:02.800	4.968	54	2:03.077	0.236
81	2:05.481	1.453	Lap 3			69	2:02.825	7.666	73	2:02.955	5.176	27	2:03.284	0.308
73	2:05.597	1.569	28	2:01.560		25	2:02.785	9.299	70	2:02.591	5.228	81	2:03.400	0.397
24	2:05.760	1.732	1	2:01.475	0.057	14	2:03.401	9.355	12	2:03.277	5.332	97	2:02.320	0.609
47	2:05.855	1.827	27	2:01.692	0.339	7	2:03.654	9.407	31	2:02.047	5.357	24	2:02.430	0.945
21	2:06.300	2.272	54	2:01.740	1.035	3	2:03.480	10.136	11	2:02.241	6.379	95	2:02.189	2.719
11	2:06.506	2.478	51	2:01.854	1.195	38	2:03.310	10.170	43	2:03.999	6.553	26	2:03.312	2.749
12	2:06.978	2.950	81	2:01.584	1.248	6	2:06.212	11.842	13	2:02.672	6.954	72	2:03.107	4.089
97	2:07.200	3.172	21	2:01.294	1.760	4	2:06.675	17.962	69	2:02.641	7.050	70	2:03.061	4.107
43	2:07.444	3.416	47	2:01.339	1.857	Lap 5			33	2:03.340	10.939	11	2:02.502	4.111
22	2:07.512	3.484	24	2:01.923	1.955	51	2:02.461		25	2:03.828	11.159	31	2:02.440	4.156
33	2:07.616	3.588	26	2:02.173	2.582	1	2:02.681	0.078	38	2:03.256	11.361	22	2:03.221	4.188
70	2:07.692	3.664	97	2:01.443	2.919	47	2:01.988	0.135	7	2:04.029	11.491	12	2:02.423	4.255
72	2:07.769	3.741	11	2:01.958	3.254	21	2:02.082	0.149	6	2:02.732	12.382	43	2:02.353	4.308
69	2:08.328	4.300	73	2:02.473	3.373	54	2:02.557	0.154	14	2:04.412	12.493	73	2:02.553	4.448
7	2:08.829	4.801	12	2:02.426	4.387	28	2:02.736	0.189	3	2:04.415	12.608	13	2:02.149	4.731
14	2:08.933	4.905	70	2:02.609	5.355	81	2:02.547	0.369	4	2:06.808	25.829	69	2:03.531	6.512
13	2:08.986	4.958	22	2:02.685	5.411	27	2:03.049	0.501	Lap 7			25	2:04.076	12.817
31	2:08.986	4.958	72	2:02.247	5.673	24	2:02.080	0.600	28	2:03.333		33	2:04.224	12.867
38	2:09.824	5.796	43	2:02.610	5.982	97	2:01.433	0.798	21	2:03.240	0.054	6	2:03.815	12.903
6	2:09.849	5.821	33	2:02.552	6.227	26	2:02.833	2.507	1	2:03.389	0.112	7	2:04.223	13.028
25	2:09.962	5.934	95	2:01.880	6.886	72	2:02.228	5.106	81	2:03.257	0.282	38	2:04.158	13.104
95	2:09.985	5.957	31	2:02.202	7.151	12	2:03.778	5.165	47	2:03.393	0.302	3	2:03.322	13.346
4	2:10.375	6.347	69	2:02.944	7.371	22	2:02.543	5.278	27	2:03.360	0.309	14	2:03.948	14.105
3	2:10.468	6.440	13	2:02.631	7.486	73	2:04.224	5.331	54	2:03.420	0.444	4	2:06.134	32.082
Lap 2			6	2:02.943	8.160	95	2:01.949	5.380	51	2:03.704	0.619	Lap 9		
28	2:01.778		7	2:02.940	8.283	43	2:02.692	5.664	97	2:04.323	1.574	28	2:02.812	
1	2:01.354	0.142	14	2:03.083	8.484	70	2:02.834	5.747	24	2:04.707	1.800	1	2:02.898	0.040
27	2:01.386	0.207	25	2:02.944	9.044	31	2:02.363	6.420	26	2:03.403	2.722	51	2:02.981	0.070
54	2:01.469	0.855	3	2:03.025	9.186	11	2:06.028	7.248	95	2:02.277	3.815	21	2:03.100	0.109
51	2:01.884	0.901	38	2:03.384	9.390	13	2:02.589	7.392	22	2:02.617	4.252	47	2:02.981	0.180
81	2:01.549	1.224	4	2:06.431	13.817	69	2:02.456	7.519	72	2:02.695	4.267	54	2:02.997	0.242
24	2:01.638	1.592	Lap 4			25	2:03.745	10.441	70	2:02.436	4.331	27	2:03.027	0.344
26	2:02.388	1.969	1	2:02.473		7	2:03.768	10.572	11	2:01.848	4.894	24	2:02.788	0.742
21	2:01.532	2.026	27	2:02.246	0.055	33	2:06.534	10.709	31	2:02.977	5.001	95	2:02.331	2.059
47	2:02.029	2.078	28	2:02.586	0.056	14	2:04.439	11.191	12	2:03.118	5.117	26	2:03.528	3.286
73	2:02.669	2.460	51	2:01.477	0.142	38	2:03.648	11.215	73	2:03.337	5.180	11	2:02.538	3.658
11	2:02.156	2.856	54	2:01.695	0.200	3	2:03.770	11.303	43	2:02.020	5.240	72	2:02.651	3.749
97	2:01.642	3.036	81	2:01.707	0.425	6	2:03.521	12.760	13	2:02.246	5.867	12	2:02.566	3.830
12	2:02.349	3.521	21	2:01.440	0.670	4	2:06.772	22.131	69	2:02.549	6.266	70	2:02.762	3.878
22	2:02.580	4.286	47	2:01.423	0.750	Lap 6			33	2:04.322	11.928	22	2:02.751	3.948
70	2:02.420	4.306	24	2:01.698	1.123	28	2:02.921		25	2:04.200	12.026	73	2:03.418	4.875
43	2:03.294	4.932	97	2:01.579	1.968	1	2:03.088	0.056	7	2:03.932	12.090	13	2:03.556	5.296
72	2:03.023	4.986	26	2:02.225	2.277	21	2:03.108	0.147	38	2:04.203	12.231	31	2:04.169	5.334
33	2:03.425	5.235	73	2:02.867	3.710	47	2:03.217	0.242	6	2:03.324	12.373	43	2:04.059	5.376
69	2:03.465	5.987	11	2:03.099	3.823	51	2:03.358	0.248	3	2:04.034	13.309	69	2:04.887	8.408
13	2:03.235	6.415	12	2:02.133	3.990	27	2:02.891	0.282	14	2:04.282	13.442	6	2:03.797	13.709
31	2:03.329	6.509	22	2:02.457	5.338	54	2:03.313	0.357	4	2:06.737	29.233	25	2:04.173	13.999
95	2:02.387	6.566							33	2:04.208	14.084			




ETC
Finetwork FIM JuniorGP Motorland Aragón
Race 2

Analysis by lap

Lapped

No	Lap Time	Gap	No	Lap Time	Gap	No	Lap Time	Gap	No	Lap Time	Gap	No	Lap Time	Gap
7	2:04.071	14.108	6	2:03.550	17.118	11	2:04.216	13.000						
38	2:04.021	14.134	25	2:03.425	17.458	6	2:04.032	20.965						
3	2:04.074	14.429	7	2:03.562	17.517	25	2:03.930	21.188						
14	2:03.888	15.002	33	2:03.320	18.392	69	2:04.173	21.210						
4	2:08.026	37.117	3	2:03.709	18.921	7	2:03.780	21.275						
Lap 10			14	2:03.473	18.953	33	2:02.895	21.449						
28	2:01.936		4	2:06.132	46.016	3	2:03.762	22.445						
54	2:02.109	0.415	Lap 12			14	2:03.664	22.455						
21	2:02.318	0.491	28	2:01.824		4	2:06.699	55.493						
47	2:02.419	0.663	1	2:02.207	1.414									
51	2:02.728	0.862	21	2:02.502	1.532									
27	2:02.459	0.867	51	2:02.526	1.586									
1	2:02.837	0.941	47	2:02.575	1.659									
24	2:02.774	1.580	54	2:02.462	1.727									
95	2:01.711	1.834	27	2:02.514	1.838									
22	2:02.423	4.435	95	2:01.933	1.988									
72	2:02.682	4.495	24	2:02.204	2.745									
70	2:02.642	4.584	72	2:03.201	7.039									
12	2:02.775	4.669	12	2:03.075	7.133									
26	2:03.421	4.771	70	2:02.963	7.156									
73	2:02.726	5.665	22	2:02.903	7.211									
11	2:03.979	5.701	26	2:03.197	7.502									
13	2:02.592	5.952	73	2:02.293	7.529									
43	2:02.599	6.039	31	2:02.317	7.650									
31	2:02.660	6.058	13	2:02.530	7.842									
69	2:05.121	11.593	43	2:02.393	8.183									
6	2:03.493	15.266	11	2:02.897	10.823									
7	2:03.481	15.653	6	2:03.678	18.972									
25	2:03.668	15.731	69	2:05.865	19.076									
33	2:04.622	16.770	25	2:03.663	19.297									
3	2:04.417	16.910	7	2:03.841	19.534									
14	2:04.112	17.178	33	2:04.025	20.593									
4	2:06.401	41.582	3	2:03.625	20.722									
Lap 11			14	2:03.701	20.830									
28	2:01.698		4	2:06.641	50.833									
21	2:02.061	0.854	Lap 13			28	2:02.039							
51	2:01.720	0.884	28	2:02.039		54	2:02.221	1.909						
47	2:01.943	0.908	54	2:02.221	1.909	1	2:02.577	1.952						
1	2:01.788	1.031	1	2:02.577	1.952	51	2:02.511	2.058						
54	2:02.372	1.089	51	2:02.511	2.058	21	2:02.627	2.120						
27	2:01.979	1.148	21	2:02.627	2.120	95	2:02.258	2.207						
95	2:01.743	1.879	95	2:02.258	2.207	24	2:02.232	2.938						
24	2:02.483	2.365	24	2:02.232	2.938	27	2:03.502	3.301						
72	2:02.865	5.662	27	2:03.502	3.301	47	2:03.869	3.489						
12	2:02.911	5.882	47	2:03.869	3.489	72	2:03.320	8.320						
70	2:03.131	6.017	72	2:03.320	8.320	22	2:03.162	8.334						
26	2:03.056	6.129	22	2:03.162	8.334	70	2:03.256	8.373						
22	2:03.395	6.132	70	2:03.256	8.373	12	2:03.316	8.410						
73	2:03.093	7.060	12	2:03.316	8.410	26	2:03.010	8.473						
13	2:02.882	7.136	26	2:03.010	8.473	73	2:03.022	8.512						
31	2:02.797	7.157	73	2:03.022	8.512	31	2:03.009	8.620						
43	2:03.273	7.614	31	2:03.009	8.620	43	2:02.753	8.897						
11	2:05.747	9.750	43	2:02.753	8.897	13	2:03.212	9.015						
69	2:05.140	15.035	13	2:03.212	9.015									



ETC

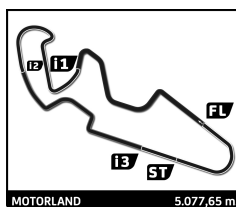
Finetwork FIM JuniorGP Motorland Aragón

Race 2

Sector Analysis

 _ Invalidated Lap ■ Personal Best ■ Session Best **B** Crossing the pit lane

Lap	Time	Sector 1	Sector 2	Sector 3	Sector 4	T.Sp	Lap	Time	Sector 1	Sector 2	Sector 3	Sector 4	T.Sp
28	MÁXIMO QUILES					ESP	7	2:03.704	35.289	34.240	22.699	31.476	216.9
	ASPAR JUNIOR TEAM					HONDA	8	2:02.746	34.681	34.035	22.152	31.878	209.3
1	2:04.028	36.309	33.957	22.338	31.424	212.2	9	2:02.981	34.791	33.923	22.397	31.870	211.8
2	2:01.778	34.153	33.854	22.336	31.435	211.8	10	2:02.728	34.949	33.673	22.477	31.629	215.6
3	2:01.560	34.108	33.762	22.345	31.345	212.6	11	2:01.720	34.251	33.601	22.245	31.623	213.4
4	2:02.586	34.555	34.113	22.559	31.359	214.7	12	2:02.526	34.608	33.867	22.349	31.702	210.5
5	2:02.736	34.603	34.089	22.509	31.535	213.0	13	2:02.511	34.447	33.830	22.704	31.530	220.0
6	2:02.921	35.094	33.956	22.476	31.395	223.6							
7	2:03.333	34.962	34.713	22.282	31.376	217.3							
8	2:03.464	34.874	34.029	22.276	32.285	206.9							
9	2:02.812	34.801	33.932	22.480	31.599	214.3							
10	2:01.936	34.313	33.814	22.264	31.545	211.8							
11	2:01.698	34.169	33.739	22.264	31.526	212.6							
12	2:01.824	34.067	33.761	22.396	31.600	211.4							
13	2:02.039	34.181	33.868	22.325	31.665	211.4							
54	JESÚS RIOS					ESP							
	MRE TALENT					HONDA							
1	2:05.192	37.304	33.930	22.578	31.380	214.3							
2	2:01.469	34.112	33.858	22.148	31.351	216.4							
3	2:01.740	34.368	33.788	22.259	31.325	217.3							
4	2:01.695	34.103	33.810	22.441	31.341	217.3							
5	2:02.557	34.339	33.910	22.265	32.043	213.9							
6	2:03.313	35.244	33.933	22.621	31.515	219.1							
7	2:03.420	35.249	34.298	22.646	31.227	218.6							
8	2:03.077	34.673	34.094	22.628	31.682	213.0							
9	2:02.997	35.174	33.862	22.586	31.375	217.7							
10	2:02.109	34.415	33.744	22.226	31.724	210.1							
11	2:02.372	34.467	33.753	22.539	31.613	214.7							
12	2:02.462	34.649	33.821	22.677	31.315	216.4							
13	2:02.221	34.157	33.839	22.540	31.685	214.7							
1	GUIDO PINI					ITA							
	AC RACING TEAM					HONDA							
1	2:04.594	36.683	33.990	22.599	31.322	217.3							
2	2:01.354	34.171	33.710	22.185	31.288	215.1							
3	2:01.475	34.279	33.683	22.380	31.133	220.4							
4	2:02.473	34.220	34.066	22.318	31.869	208.5							
5	2:02.681	34.823	34.102	22.220	31.536	213.9							
6	2:03.088	34.628	34.172	22.329	31.959	208.9							
7	2:03.389	34.919	34.102	22.555	31.813	214.7							
8	2:03.306	34.687	34.011	22.442	32.166	206.9							
9	2:02.898	34.537	33.919	22.336	32.106	206.1							
10	2:02.837	34.900	33.836	22.502	31.599	220.0							
11	2:01.788	34.344	33.650	22.365	31.429	216.0							
12	2:02.207	34.306	33.749	22.171	31.981	207.7							
13	2:02.577	34.844	33.753	22.666	31.314	219.1							
51	BRIAN URIARTE					ESP							
	TEAM ESTRELLA GALICIA 0,0					HONDA							
1	2:04.823	36.589	34.049	22.516	31.669	215.1							
2	2:01.884	34.227	33.823	22.231	31.603	213.4							
3	2:01.854	34.061	33.746	22.414	31.633	209.3							
4	2:01.477	34.206	33.473	22.269	31.529	213.9							
5	2:02.461	34.185	33.859	22.334	32.083	208.9							
6	2:03.358	35.089	33.945	22.443	31.881	213.0							
21	RUCHÉ MOODLEY					ZAF							
	FINETWORK MIR JUNIOR TEAM					HONDA							
1	2:06.300	38.173	34.235	22.533	31.359	219.5							
2	2:01.532	34.395	33.616	22.366	31.155	220.4							
3	2:01.294	34.079	33.463	22.381	31.371	216.9							
4	2:01.440	34.221	33.544	22.501	31.174	222.2							
5	2:02.082	34.415	33.904	22.630	31.133	218.2							
6	2:03.108	34.719	33.846	22.399	32.144	209.3							
7	2:03.240	34.933	33.873	22.579	31.855	207.7							
8	2:03.231	34.939	34.244	22.483	31.565	210.9							
9	2:03.100	35.103	33.888	22.649	31.460	216.0							
10	2:02.318	34.476	33.787	22.562	31.493	215.1							
11	2:02.061	34.153	33.824	22.343	31.741	212.2							
12	2:02.502	34.975	33.587	22.683	31.257	218.6							
13	2:02.627	34.164	33.849	22.522	32.092	210.1							
95	LEONARDO ZANNI					ITA							
	FINETWORK MIR JUNIOR TEAM					HONDA							
1	2:09.985	39.751	35.067	23.180	31.987	210.1							
2	2:02.387	34.152	33.963	22.764	31.508	213.9							
3	2:01.880	34.177	33.817	22.243	31.643	214.7							
4	2:01.678	34.206	33.833	22.252	31.387	217.3							
5	2:01.949	34.198	33.970	22.300	31.481	217.3							
6	2:02.601	34.620	33.766	22.281	31.934	211.4							
7	2:02.277	34.283	33.868	22.299	31.827	209.7							
8	2:02.189	34.260	33.837	22.298	31.794	210.9							
9	2:02.331	34.456	33.776	22.347	31.752	210.1							
10	2:01.711	34.325	33.604	22.304	31.478	213.9							
11	2:01.743	34.120	33.749	22.304	31.570	214.7							
12	2:01.933	34.253	33.810	22.560	31.310	212.2							
13	2:02.258	34.342	33.979	22.505	31.432	218.6							
24	GUILLEM PLANQUES					FRA							
	FIRST BIKE ACADEMY					HONDA							
1	2:05.760	37.826	33.932	22.518	31.484	214.7							
2	2:01.638	34.246	33.644	22.327	31.421	216.0							
3	2:01.923	34.158	33.738	22.566	31.461	217.3							
4	2:01.698	34.143	33.644	22.608	31.303	217.7							
5	2:02.080	34.080	34.160	22.697	31.143	219.5							
6	2:02.936	34.938	34.258	22.502	31.238	220.4							
7	2:04.707	35.016	34.690	22.662	32.339	213.9							
8	2:02.430	34.167	33.995	22.769	31.499	216.9							
9	2:02.788	34.749	34.149	22.441	31.449	216.4							
10	2:02.774	34.572	33.973	22.598	31.631	213.0							
11	2:02.483	34.235	34.107	22.464	31.677	214.3							
12	2:02.204	34.194	33.852	22.543	31.615	214.3							
13	2:02.232	34.315	33.725	22.594	31.598	214.3							



ETC

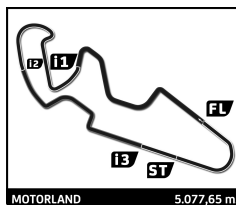
Finetwork FIM JuniorGP Motorland Aragón

Race 2

Sector Analysis

_ Invalidated Lap ■ Personal Best ■ Session Best B Crossing the pit lane

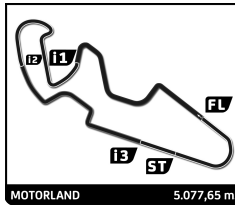
Lap	Time	Sector 1	Sector 2	Sector 3	Sector 4	T.Spd	Lap	Time	Sector 1	Sector 2	Sector 3	Sector 4	T.Spd		
27	RICO SALMELA						FIN	7	2:02.617	34.612	33.958	22.183	31.864	208.1	
	TEAM ESTRELLA GALICIA 0,0						HONDA	8	2:03.221	34.564	33.998	22.329	32.330	209.7	
1	2:04.627	36.953	33.800	22.266	31.608	209.7	9	2:02.751	34.871	33.927	22.535	31.418	217.7		
2	2:01.386	34.010	33.779	22.147	31.450	212.2	10	2:02.423	34.502	33.805	22.290	31.826	213.9		
3	2:01.692	34.136	33.720	22.333	31.503	216.0	11	2:03.395	34.829	34.037	22.424	32.105	211.4		
4	2:02.246	34.217	34.109	22.273	31.647	215.1	12	2:02.903	34.747	34.022	22.660	31.474	218.2		
5	2:03.049	34.970	34.401	22.479	31.199	220.0	13	2:03.162	34.643	34.207	22.455	31.857	214.3		
6	2:02.891	34.944	33.957	22.497	31.493	221.3									
7	2:03.360	35.173	34.374	22.477	31.336	214.7									
8	2:03.284	34.919	34.302	22.634	31.429	222.7									
9	2:03.027	35.451	33.730	22.589	31.257	219.5									
10	2:02.459	34.839	33.738	22.533	31.349	221.3									
11	2:01.979	34.338	33.603	22.672	31.366	216.9									
12	2:02.514	34.884	33.711	22.535	31.384	217.3									
13	2:03.502	34.383	33.703	22.518	32.898	219.5									
47	DODÓ BOGGIO						ITA	70	KRISTIAN DANIEL						USA
	ASPAR JUNIOR TEAM						HONDA		MRE TALENT						HONDA
1	2:05.855	38.028	34.282	22.297	31.248	217.7	1	2:07.692	39.321	34.529	22.524	31.318	219.1		
2	2:02.029	34.501	33.926	22.522	31.080	222.2	2	2:02.420	34.471	34.149	22.414	31.386	217.3		
3	2:01.339	34.131	33.628	22.300	31.280	219.1	3	2:02.609	34.307	34.172	22.441	31.689	213.4		
4	2:01.423	34.317	33.601	22.356	31.149	222.7	4	2:02.691	34.484	34.029	22.295	31.883	216.0		
5	2:01.988	34.346	33.940	22.346	31.356	214.3	5	2:02.834	34.628	33.991	22.772	31.443	218.2		
6	2:03.217	35.006	33.998	22.443	31.770	211.8	6	2:02.591	34.836	34.153	22.360	31.242	220.0		
7	2:03.393	34.950	34.432	22.498	31.513	218.6	7	2:02.436	34.300	34.473	22.216	31.447	216.9		
8	2:03.173	35.069	34.069	22.572	31.463	217.7	8	2:03.061	34.379	34.014	22.902	31.766	216.9		
9	2:02.981	35.009	33.865	22.679	31.428	218.6	9	2:02.762	34.866	33.891	22.545	31.460	217.3		
10	2:02.419	34.551	33.766	22.544	31.558	218.2	10	2:02.642	34.682	34.078	22.458	31.424	215.1		
11	2:01.943	34.092	33.758	22.536	31.557	216.0	11	2:03.131	34.931	33.904	22.596	31.700	218.6		
12	2:02.575	34.667	33.876	22.446	31.586	209.7	12	2:02.963	34.409	34.341	22.509	31.704	213.9		
13	2:03.869	34.356	33.882	22.615	33.016	223.6	13	2:03.256	34.618	34.072	22.499	32.067	210.1		
72	EDOARDO LIGUORI						ITA	12	ADRIANO DONOSO						ESP
	PASINI RACING - DODICI MOTORSPC						HONDA		TEAM HONDA LAGLISSE						HONDA
1	2:07.769	39.014	34.680	22.838	31.237	219.5	1	2:06.978	38.167	34.828	22.446	31.537	216.9		
2	2:03.023	34.825	34.083	22.686	31.429	218.2	2	2:02.349	34.497	33.934	22.400	31.518	214.7		
3	2:02.247	34.219	33.927	22.611	31.490	216.4	3	2:02.426	34.390	33.966	22.388	31.682	210.9		
4	2:02.338	34.445	33.876	22.522	31.495	220.4	4	2:02.133	34.378	33.910	22.353	31.492	220.0		
5	2:02.228	34.332	33.899	22.349	31.648	219.1	5	2:03.778	34.747	34.248	22.826	31.957	213.0		
6	2:02.909	34.779	34.113	22.338	31.679	220.0	6	2:03.277	35.067	34.305	22.390	31.515	218.2		
7	2:02.695	34.577	33.993	22.557	31.568	216.0	7	2:03.118	34.497	34.408	22.270	31.943	206.1		
8	2:03.107	34.682	34.109	22.465	31.851	217.7	8	2:02.423	34.261	34.027	22.672	31.463	220.4		
9	2:02.651	34.644	33.872	22.519	31.616	214.3	9	2:02.566	34.593	33.880	22.518	31.575	214.3		
10	2:02.682	34.365	34.019	22.340	31.958	210.9	10	2:02.775	34.515	34.138	22.489	31.633	209.3		
11	2:02.865	34.524	34.074	22.326	31.941	212.6	11	2:02.911	34.492	34.063	22.704	31.652	218.2		
12	2:03.201	34.573	34.038	22.505	32.085	212.2	12	2:03.075	34.451	34.114	22.469	32.041	212.2		
13	2:03.320	34.589	34.097	22.545	32.089	208.1	13	2:03.316	34.794	34.201	22.609	31.712	214.7		
22	JESÚS TORRES						ESP	26	PAU ALSINA						ESP
	CUNA DE CAMPEONES						HONDA		ARTBOX						HONDA
1	2:07.512	38.687	34.880	22.390	31.555	214.7	1	2:05.387	37.215	33.947	22.512	31.713	210.5		
2	2:02.580	34.461	34.057	22.351	31.711	212.2	2	2:02.388	34.178	34.031	22.600	31.579	213.0		
3	2:02.685	34.459	34.091	22.504	31.631	213.4	3	2:02.173	34.444	33.751	22.332	31.646	212.6		
4	2:02.457	34.392	33.933	22.291	31.841	212.2	4	2:02.225	34.458	33.825	22.349	31.593	215.6		
5	2:02.543	34.633	33.800	22.389	31.721	217.3	5	2:02.833	34.436	34.038	22.455	31.904	209.7		
6	2:02.800	34.848	34.044	22.331	31.577	217.7	6	2:03.255	34.559	34.193	22.547	31.956	209.7		
							7	2:03.403	34.518	34.121	22.668	32.096	208.5		
							8	2:03.312	34.542	34.162	22.617	31.991	209.3		
							9	2:03.528	34.660	34.155	22.547	32.166	206.9		
							10	2:03.421	34.741	34.234	22.595	31.851	208.9		
							11	2:03.056	34.851	34.068	22.511	31.626	219.5		
							12	2:03.197	34.551	34.076	22.718	31.852	218.6		
							13	2:03.010	34.657	34.240	22.647	31.466	217.3		



ETC Finetwork FIM JuniorGP Motorland Aragón Race 2 Sector Analysis

— Invalidated Lap ■ Personal Best ■ Session Best B Crossing the pit lane

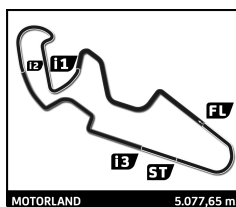
Lap	Time	Sector 1	Sector 2	Sector 3	Sector 4	T.Spd	Lap	Time	Sector 1	Sector 2	Sector 3	Sector 4	T.Spd
73 VALENTIN PERRONE ARG							7 2:02.246 34.162 33.879 22.473 31.732 211.8						
FRANDO RACING VHC TEAM HONDA							8 2:02.149 34.323 33.937 22.488 31.401 216.0						
1	2:05.597	37.380	34.190	22.559	31.468	214.3	9	2:03.556	34.969	34.089	22.522	31.976	216.9
2	2:02.669	34.644	34.048	22.656	31.321	218.2	10	2:02.592	34.422	34.149	22.524	31.497	218.2
3	2:02.473	34.262	33.997	22.614	31.600	216.4	11	2:02.882	34.614	34.091	22.556	31.621	218.6
4	2:02.867	34.355	34.097	22.652	31.763	213.4	12	2:02.530	34.397	33.806	22.615	31.712	216.9
5	2:04.224	34.858	34.334	22.791	32.241	208.1	13	2:03.212	34.628	34.529	22.582	31.473	216.0
6	2:02.955	35.018	34.056	22.392	31.489	216.4	11 DAVID GONZÁLEZ ESP						
7	2:03.337	34.546	34.326	22.700	31.765	208.9	CUNA DE CAMPEONES HONDA						
8	2:02.553	34.455	34.143	22.633	31.322	220.0	1	2:06.506	38.129	34.486	22.511	31.380	218.2
9	2:03.418	35.011	33.988	22.518	31.901	210.9	2	2:02.156	34.458	33.959	22.374	31.365	216.4
10	2:02.726	34.459	34.044	22.532	31.691	213.4	3	2:01.958	34.218	33.967	22.423	31.350	216.9
11	2:03.093	34.753	34.169	22.480	31.691	213.9	4	2:03.099	34.988	34.086	22.587	31.438	217.3
12	2:02.293	34.307	33.900	22.460	31.626	219.5	5	2:06.028	37.863	34.373	22.205	31.587	214.3
13	2:03.022	34.738	34.155	22.468	31.661	210.5	6	2:02.241	34.417	33.902	22.499	31.423	219.1
31 GIULIO PUGLIESE ITA							7	2:01.848	34.121	33.885	22.479	31.363	214.3
AC RACING TEAM HONDA							8	2:02.502	34.228	34.011	22.675	31.588	220.4
1	2:08.986	38.749	35.198	23.654	31.385	219.1	9	2:02.538	34.467	33.905	22.387	31.779	211.8
2	2:03.329	34.877	34.149	22.980	31.323	217.7	10	2:03.979	36.040	34.133	22.384	31.422	216.4
3	2:02.202	34.366	33.982	22.496	31.358	219.5	11	2:05.747	36.986	34.388	22.484	31.889	212.6
4	2:02.039	34.398	33.918	22.351	31.372	223.6	12	2:02.897	34.434	34.029	22.497	31.937	211.4
5	2:02.363	34.497	33.957	22.356	31.553	216.4	13	2:04.216	34.646	34.437	22.844	32.289	210.9
6	2:02.047	34.497	33.937	22.432	31.181	222.2	6 BENJAMIN CAILLET FRA						
7	2:02.977	34.611	34.347	22.689	31.330	217.7	VILTAIS RACING JUNIOR HONDA						
8	2:02.440	34.210	33.992	22.727	31.511	221.3	1	2:09.849	40.006	35.031	23.081	31.731	217.3
9	2:04.169	35.403	33.995	22.565	32.206	217.3	2	2:02.734	34.513	34.202	22.685	31.334	219.1
10	2:02.660	34.674	34.173	22.525	31.288	220.4	3	2:02.943	34.456	34.054	22.867	31.566	218.6
11	2:02.797	34.637	34.104	22.618	31.438	222.7	4	2:06.212	37.118	34.467	22.713	31.914	214.7
12	2:02.317	34.446	33.969	22.549	31.353	222.2	5	2:03.521	34.679	34.356	22.620	31.866	215.1
13	2:03.009	34.720	34.139	22.667	31.483	216.0	6	2:02.732	34.492	34.184	22.432	31.624	218.2
43 AMANUEL BRINTON GBR							7	2:03.324	34.659	34.096	22.662	31.907	214.7
TEAM ESTRELLA GALICIA 0,0 HONDA							8	2:03.815	35.001	34.247	22.589	31.978	212.2
1	2:07.444	38.486	34.589	22.697	31.672	214.3	9	2:03.797	34.651	34.250	22.568	32.328	208.5
2	2:03.294	34.911	34.041	22.603	31.739	213.4	10	2:03.493	34.657	34.122	22.575	32.139	210.1
3	2:02.610	34.409	33.845	22.655	31.701	215.1	11	2:03.550	34.522	34.361	22.611	32.056	210.9
4	2:02.123	34.426	33.779	22.481	31.437	216.4	12	2:03.678	34.492	34.210	22.684	32.292	209.3
5	2:02.692	34.478	34.017	22.616	31.581	214.3	13	2:04.032	34.689	34.382	22.749	32.212	207.3
6	2:03.999	34.815	34.725	22.504	31.955	210.9	25 GONZALO PÉREZ ESP						
7	2:02.020	34.237	33.723	22.600	31.460	215.1	TEAM LARRESPORT HONDA						
8	2:02.353	34.264	33.983	22.727	31.379	219.1	1	2:09.962	39.360	35.155	23.238	32.209	212.6
9	2:04.059	35.015	33.923	22.588	32.533	212.6	2	2:03.504	34.777	34.159	22.661	31.907	214.7
10	2:02.599	34.473	34.266	22.425	31.435	220.4	3	2:02.944	34.661	34.122	22.478	31.683	211.8
11	2:03.273	34.522	34.391	22.568	31.792	214.7	4	2:02.785	34.665	33.948	22.426	31.746	216.4
12	2:02.393	34.164	33.932	22.558	31.739	214.7	5	2:03.745	34.725	34.254	22.665	32.101	208.9
13	2:02.753	34.476	34.198	22.474	31.605	213.0	6	2:03.828	34.740	34.288	22.566	32.234	212.2
13 HAKIM DANISH MYS							7	2:04.200	34.700	34.349	22.931	32.220	206.9
MONLAU MOTUL HONDA							8	2:04.076	34.724	34.314	22.913	32.125	211.4
1	2:08.986	39.087	35.241	23.052	31.606	213.9	9	2:04.173	35.041	34.248	22.739	32.145	211.4
2	2:03.235	34.680	33.925	22.893	31.737	211.4	10	2:03.668	34.681	34.290	22.766	31.931	212.2
3	2:02.631	34.597	34.010	22.475	31.549	216.4	11	2:03.425	34.363	34.170	22.717	32.175	209.7
4	2:02.450	34.478	33.925	22.486	31.561	217.7	12	2:03.663	34.522	34.125	22.761	32.255	204.2
5	2:02.589	34.445	34.138	22.447	31.559	215.1	13	2:03.930	34.634	34.702	22.737	31.857	215.6
6	2:02.672	34.412	33.937	22.612	31.711	215.6							



ETC
Finetwork FIM JuniorGP Motorland Aragón
Race 2
Sector Analysis

— Invalidated Lap ■ Personal Best ■ Session Best B Crossing the pit lane

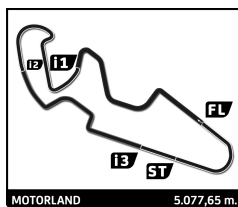
Lap	Time	Sector 1	Sector 2	Sector 3	Sector 4	T.Sp	Lap	Time	Sector 1	Sector 2	Sector 3	Sector 4	T.Sp
69 FERNANDO BUJOSA ESP FRANDO RACING VHC TEAM HONDA							7	2:04.034	34.845	34.386	22.743	32.060	206.5
1	2:08.328	39.220	34.703	22.782	31.623	212.6	8	2:03.322	34.680	34.176	22.484	31.982	213.9
2	2:03.465	34.563	34.415	22.617	31.870	210.1	9	2:04.074	35.158	34.244	22.607	32.065	210.5
3	2:02.944	34.543	34.069	22.389	31.943	210.9	10	2:04.417	34.894	34.127	22.935	32.461	212.2
4	2:02.825	34.379	34.088	22.323	32.035	213.9	11	2:03.709	34.681	34.266	22.736	32.026	211.4
5	2:02.456	34.520	34.052	22.353	31.531	213.9	12	2:03.625	34.600	34.410	22.656	31.959	211.4
6	2:02.641	34.461	34.037	22.482	31.661	214.3	13	2:03.762	34.710	34.198	22.614	32.240	207.3
7	2:02.549	34.425	33.994	22.328	31.802	210.1							
8	2:03.531	34.582	34.300	22.383	32.266	207.7							
9	2:04.887	34.920	34.496	22.693	32.778	201.9							
10	2:05.121	35.037	34.467	22.759	32.858	201.9							
11	2:05.140	35.106	34.577	22.770	32.687	203.8							
12	2:05.865	35.529	34.789	23.223	32.324	208.1							
13	2:04.173	34.929	34.407	22.597	32.240	207.3							
7 BEÑAT FERNÁNDEZ ESP FRANDO RACING VHC TEAM HONDA													
1	2:08.829	39.292	34.680	23.126	31.731	212.2							
2	2:03.880	34.466	34.235	23.170	32.009	213.4							
3	2:02.940	34.580	34.088	22.704	31.568	216.9							
4	2:03.654	34.564	34.313	22.723	32.054	210.1							
5	2:03.768	34.737	34.310	22.679	32.042	208.5							
6	2:04.029	34.854	34.316	22.872	31.987	212.6							
7	2:03.932	34.594	34.392	23.012	31.934	213.4							
8	2:04.223	34.798	34.160	22.784	32.481	204.2							
9	2:04.071	35.095	34.193	22.833	31.950	210.5							
10	2:03.481	34.695	34.167	22.576	32.043	207.3							
11	2:03.562	34.614	34.086	22.810	32.052	206.1							
12	2:03.841	34.550	34.169	22.764	32.358	205.7							
13	2:03.780	34.604	34.353	22.753	32.070	208.9							
33 ENZO BELLON FRA BS RACING HONDA													
1	2:07.616	38.452	34.970	22.847	31.347	219.5							
2	2:03.425	35.112	34.316	22.663	31.334	220.0							
3	2:02.552	34.375	34.150	22.579	31.448	217.3							
4	2:03.081	34.424	34.180	22.775	31.702	219.5							
5	2:06.534	34.685	37.387	22.814	31.648	216.0							
6	2:03.340	34.593	34.355	22.587	31.805	213.0							
7	2:04.322	35.011	34.298	23.097	31.916	209.3							
8	2:04.224	35.288	34.188	23.052	31.696	219.5							
9	2:04.208	35.162	34.160	22.821	32.065	212.6							
10	2:04.622	34.927	34.128	23.058	32.509	210.5							
11	2:03.320	34.590	34.301	22.664	31.765	214.3							
12	2:04.025	34.530	34.795	22.683	32.017	212.2							
13	2:02.895	34.685	34.146	22.520	31.544	216.0							
3 VASILIS PANTELEAKIS GRC ARTBOX HONDA													
1	2:10.468	40.411	34.759	23.133	32.165	213.0							
2	2:03.059	34.679	34.238	22.566	31.576	214.7							
3	2:03.025	34.790	34.186	22.451	31.598	214.7							
4	2:03.480	34.632	34.272	22.649	31.927	212.2							
5	2:03.770	34.835	34.247	22.894	31.794	216.9							
6	2:04.415	34.726	34.819	22.623	32.247	211.8							
14 EDU GUTIÉRREZ ESP ARTBOX HONDA													
1	2:08.933	38.856	35.031	23.364	31.682	217.3							
2	2:03.834	34.629	34.472	23.072	31.661	215.6							
3	2:03.083	34.652	34.080	22.744	31.607	213.9							
4	2:03.401	34.828	34.287	22.654	31.632	217.3							
5	2:04.439	34.954	34.495	23.022	31.968	210.1							
6	2:04.412	35.188	34.532	22.752	31.940	211.8							
7	2:04.282	34.789	34.687	22.756	32.050	204.9							
8	2:03.948	34.792	34.322	22.655	32.179	210.1							
9	2:03.888	34.835	34.332	22.677	32.044	210.1							
10	2:04.112	34.715	34.262	22.823	32.312	210.5							
11	2:03.473	34.683	34.203	22.701	31.886	215.1							
12	2:03.701	34.757	34.323	22.711	31.910	214.7							
13	2:03.664	34.741	34.294	22.627	32.002	207.3							
4 ROCCO SESSLER DEU LIQUI MOLY HUSQVARNA INTACT GI HONDA													
1	2:10.375	40.511	34.926	23.159	31.779	216.4							
2	2:04.377	35.045	34.609	22.727	31.996	210.5							
3	2:06.431	34.893	35.632	23.281	32.625	206.1							
4	2:06.675	35.384	35.509	22.981	32.801	206.9							
5	2:06.772	35.740	35.298	23.023	32.711	204.2							
6	2:06.808	35.586	35.233	23.120	32.869	204.2							
7	2:06.737	35.369	35.018	23.437	32.913	203.4							
8	2:06.134	35.357	35.074	22.845	32.858	204.9							
9	2:08.026	36.873	35.286	22.897	32.970	203.8							
10	2:06.401	35.499	34.874	23.008	33.020	204.2							
11	2:06.132	35.507	34.974	22.729	32.922	204.5							
12	2:06.641	35.610	35.072	22.956	33.003	204.2							
13	2:06.699	35.475	35.131	22.970	33.123	203.0							
38 MATTEO ROMAN FRA JEG RACING HONDA													
1	2:09.824	39.411	35.132	23.314	31.967	213.0							
2	2:03.548	34.738	34.096	22.998	31.716	213.0							
3	2:03.384	34.545	34.284	22.845	31.710	213.4							
4	2:03.310	34.548	34.165	22.756	31.841	212.6							
5	2:03.648	34.584	34.215	22.949	31.900	209.7							
6	2:03.256	34.636	34.017	22.668	31.935	212.2							
7	2:04.203	34.864	34.309	23.108	31.922	214.7							
8	2:04.158	34.837	34.152	22.855	32.314	208.5							
9	2:04.021	35.225	34.172	22.834	31.790	211.8							
81 LORENZ TONI LUCIANO BEL ARTBOX HONDA													
1	2:05.481	37.537	33.908	22.564	31.472	217.3							
2	2:01.549	34.174	33.821	22.184	31.370	214.7							
3	2:01.584	33.995	33.549	22.228	31.812	210.1							



ETC Finetwork FIM JuniorGP Motorland Aragón Race 2

Sector Analysis

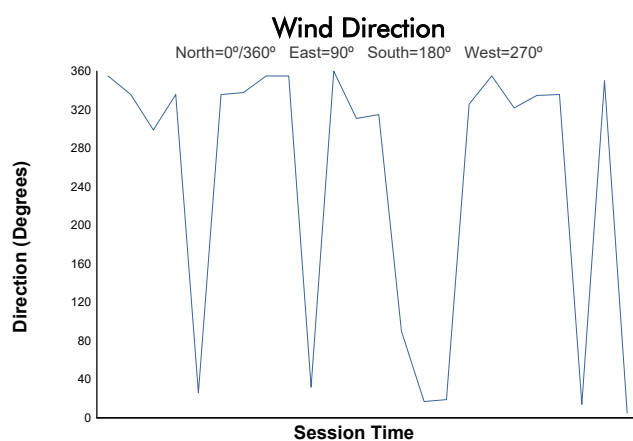
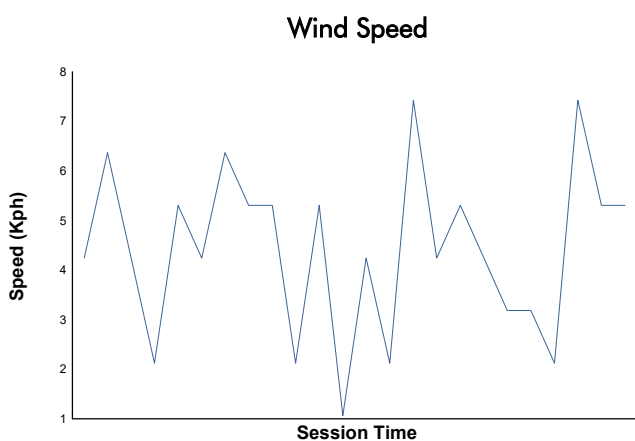
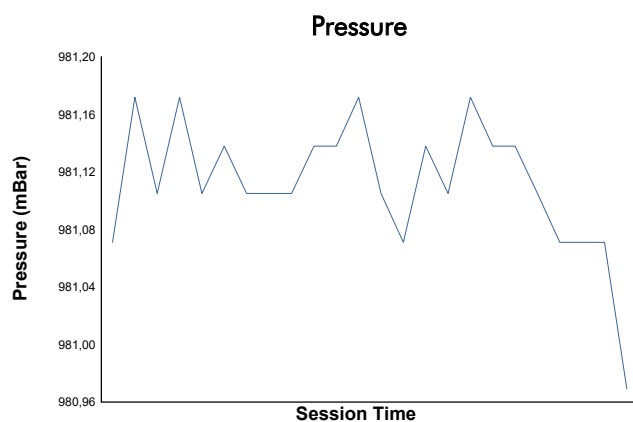
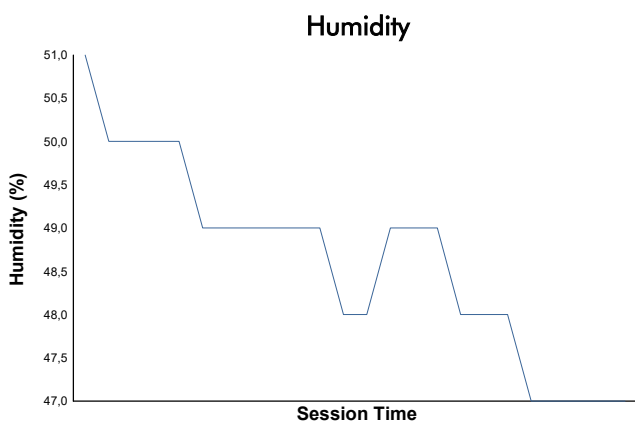
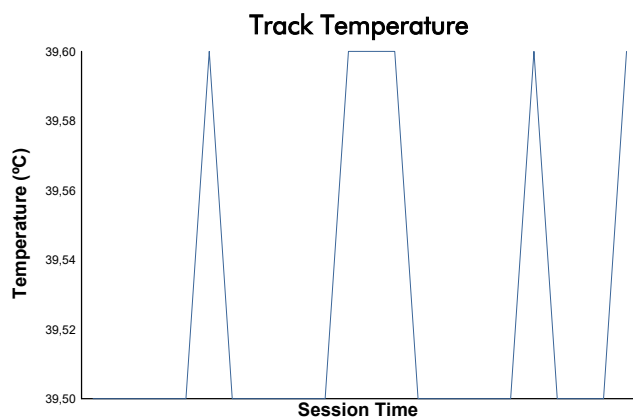
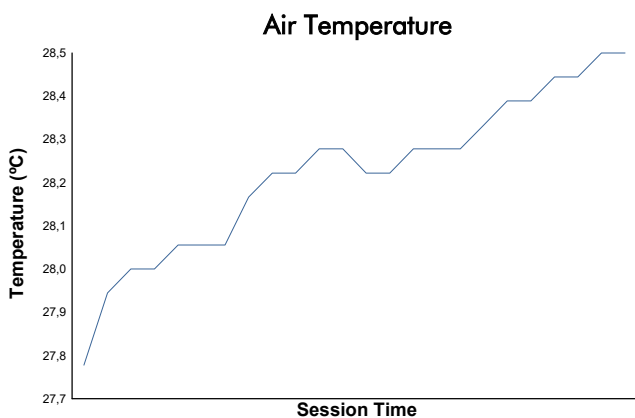
_ Invalidated Lap							■ Personal Best	■ Session Best	B Crossing the pit lane				
Lap	Time	Sector 1	Sector 2	Sector 3	Sector 4	T.Sp	Lap	Time	Sector 1	Sector 2	Sector 3	Sector 4	T.Sp
4	2:01.707	34.370	33.684	22.359	31.294	218.2							
5	2:02.547	34.530	34.284	22.539	31.194	218.2							
6	2:03.099	35.352	33.942	22.474	31.331	221.8							
7	2:03.257	35.022	33.848	22.594	31.793	213.4							
8	2:03.400	35.193	34.334	22.503	31.370	218.6							
97	MARCO MORELLI												
	VISIONTRACK RACING TEAM												
1	2:07.200	38.100	34.824	22.664	31.612	217.3							
2	2:01.642	34.099	33.786	22.331	31.426	217.3							
3	2:01.443	33.980	33.722	22.219	31.522	214.3							
4	2:01.579	34.077	33.740	22.178	31.584	214.3							
5	2:01.433	34.094	33.780	22.326	31.233	220.0							
6	2:02.896	34.813	34.350	22.448	31.285	218.2							
7	2:04.323	35.009	34.643	22.670	32.001	210.9							
8	2:02.320	34.128	34.320	22.418	31.454	219.1							



Finetwork FIM JuniorGP Motorland Aragón

ETC Race 2

Weather Report



Track Status: **DRY**