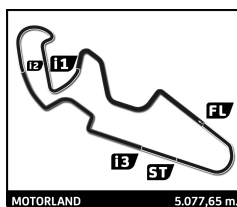


ETC
Finetwork FIM JuniorGP Motorland Aragón
Race 1
Lap Chart

Revised

No	Pos	Grid	Lap											
			1	2	3	4	5	6	7	8	9	10	11	12
28	1	28	28	28	27	28	28	28	54	27	27	28	27	28
51	2	51	27	27	54	27	27	1	1	1	21	21	28	51
27	3	27	51	1	1	1	51	51	27	21	28	27	21	54
26	4	26	1	54	51	51	1	27	51	51	1	51	51	1
54	5	54	54	51	26	54	54	54	21	54	51	1	54	27
1	6	1	26	26	28	12	12	12	26	12	54	54	1	26
12	7	12	12	14	12	26	26	21	12	28	26	26	26	12
11	8	11	14	12	14	14	21	26	28	26	12	12	12	11
13	9	13	11	21	21	21	14	14	14	47	47	47	11	97
14	10	14	81	11	24	24	24	24	24	24	24	22	47	47
38	11	38	24	24	47	47	70	47	47	14	14	72	22	70
3	12	3	13	47	7	7	7	22	11	72	72	11	72	22
95	13	95	38	7	70	70	11	70	22	22	22	7	24	24
69	14	69	21	70	72	11	22	95	95	11	95	14	73	95
4	15	4	47	69	11	22	72	11	72	95	11	24	97	73
73	16	73	69	38	22	72	95	7	70	7	7	70	95	72
81	17	81	7	95	69	95	47	72	7	73	31	95	70	43
97	18	97	95	72	95	97	97	73	73	70	70	97	43	25
47	19	47	97	97	97	43	31	97	43	43	73	73	31	6
21	20	21	70	22	25	31	43	31	31	97	97	31	14	38
24	21	24	72	25	43	73	73	43	97	31	43	43	25	13
72	22	72	25	13	38	38	38	38	13	38	25	25	38	3
33	23	33	22	43	13	13	13	13	38	13	38	13	13	69
43	24	43	31	31	25	25	25	25	25	13	6	6	6	6
25	25	25	33	73	73	3	3	3	6	6	6	38	3	3
31	26	31	31	6	6	6	6	6	3	3	3	3	3	69
22	27	22	6	3	3	4	4	4	69	69	69	69	69	69
70	28	70	3	4	4	69	69	69	69	69	69	69	69	69
6	29	6	73	73	73	73	73	73	73	73	73	73	73	73
7	30	7	4	4	4	4	4	4	4	4	4	4	4	4

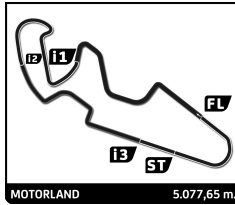


ETC
Finetwork FIM JuniorGP Motorland Aragón
Race 1

Revised

Best Sector Times

Sector 1		Sector 2		Sector 3		Sector 4		Ideal Lap		Best Lap		
Pos	No Rider	Time	No Rider	Time	No Rider	Time	No Rider	Time	Pos	No	Lap	Lap
1	12 A.DONOSO	33.957	21 R.MOODLEY	33.434	28 M.QUILES	22.089	21 R.MOODLEY	30.958	1	21	2:00.575	2:00.800 (1)
2	28 M.QUILES	33.970	28 M.QUILES	33.596	1 G.PINI	22.105	31 G.PUGLIESE	31.075	2	28	2:00.841	2:01.092 (2)
3	26 P.ALSINA	33.971	27 R.SALMELA	33.598	27 R.SALMELA	22.128	54 J.RIOS	31.102	3	1	2:00.991	2:01.275 (3)
4	21 R.MOODLEY	33.988	26 P.ALSINA	33.600	51 B.URIARTE	22.193	51 B.URIARTE	31.141	4	51	2:00.992	2:01.453 (8)
5	97 M.MORELLI	34.025	51 B.URIARTE	33.621	21 R.MOODLEY	22.195	72 E.LIGUORI	31.157	5	26	2:01.057	2:01.446 (7)
6	51 B.URIARTE	34.037	1 G.PINI	33.622	12 A.DONOSO	22.232	95 L.ZANNI	31.164	6	12	2:01.117	2:01.434 (6)
7	47 D.BOGGIO	34.042	54 J.RIOS	33.672	11 D.GONZÁLEZ	22.243	43 A.BRINTON	31.176	7	54	2:01.120	2:01.304 (4)
8	54 J.RIOS	34.063	47 D.BOGGIO	33.731	26 P.ALSINA	22.246	70 K.DANIEL	31.181	8	27	2:01.156	2:01.465 (9)
9	1 G.PINI	34.076	24 G.PLANQUES	33.732	47 D.BOGGIO	22.278	12 A.DONOSO	31.181	9	47	2:01.234	2:01.389 (5)
10	27 R.SALMELA	34.125	12 A.DONOSO	33.747	54 J.RIOS	22.283	47 D.BOGGIO	31.183	10	24	2:01.431	2:01.854 (13)
11	24 G.PLANQUES	34.134	14 E.GUTIÉRREZ	33.800	72 E.LIGUORI	22.298	28 M.QUILES	31.186	11	72	2:01.477	2:02.129 (20)
12	72 E.LIGUORI	34.152	95 L.ZANNI	33.815	22 J.TORRES	22.301	1 G.PINI	31.188	12	97	2:01.492	2:01.734 (10)
13	7 B.FERNÁNDEZ	34.166	22 J.TORRES	33.816	97 M.MORELLI	22.302	24 G.PLANQUES	31.197	13	95	2:01.519	2:02.100 (18)
14	73 V.PERRONE	34.194	72 E.LIGUORI	33.870	14 E.GUTIÉRREZ	22.310	73 V.PERRONE	31.205	14	73	2:01.602	2:01.745 (11)
15	95 L.ZANNI	34.205	81 L.TONI LUCIANO	33.874	7 B.FERNÁNDEZ	22.315	26 P.ALSINA	31.240	15	14	2:01.654	2:01.961 (15)
16	22 J.TORRES	34.218	43 A.BRINTON	33.876	73 V.PERRONE	22.317	97 M.MORELLI	31.261	16	43	2:01.706	2:01.968 (16)
17	43 A.BRINTON	34.229	73 V.PERRONE	33.886	95 L.ZANNI	22.335	27 R.SALMELA	31.305	17	22	2:01.711	2:02.238 (22)
18	14 E.GUTIÉRREZ	34.231	11 D.GONZÁLEZ	33.887	70 K.DANIEL	22.342	14 E.GUTIÉRREZ	31.313	18	11	2:01.725	2:02.021 (17)
19	38 M.ROMAN	34.270	25 G.PÉREZ	33.888	24 G.PLANQUES	22.368	11 D.GONZÁLEZ	31.318	19	7	2:01.743	2:01.849 (12)
20	11 D.GONZÁLEZ	34.277	31 G.PUGLIESE	33.894	43 A.BRINTON	22.425	25 G.PÉREZ	31.348	20	70	2:01.808	2:02.103 (19)
21	6 B.CAILLET	34.287	7 B.FERNÁNDEZ	33.898	6 B.CAILLET	22.441	7 B.FERNÁNDEZ	31.364	21	31	2:01.858	2:01.931 (14)
22	70 K.DANIEL	34.333	97 M.MORELLI	33.904	31 G.PUGLIESE	22.494	22 J.TORRES	31.376	22	6	2:02.174	2:02.269 (23)
23	31 G.PUGLIESE	34.395	38 M.ROMAN	33.907	38 M.ROMAN	22.532	13 H.DANISH	31.381	23	38	2:02.197	2:02.236 (21)
24	25 G.PÉREZ	34.430	6 B.CAILLET	33.944	25 G.PÉREZ	22.551	38 M.ROMAN	31.488	24	25	2:02.217	2:02.475 (24)
25	13 H.DANISH	34.471	70 K.DANIEL	33.952	13 H.DANISH	22.585	6 B.CAILLET	31.502	25	13	2:02.489	2:03.215 (25)
26	69 F.BUJOSA	34.565	13 H.DANISH	34.052	4 R.SESSLER	22.586	33 E.BELLON	31.578	26	69	2:03.052	2:03.433 (27)
27	3 V.PANTELEAKIS	34.589	69 F.BUJOSA	34.126	69 F.BUJOSA	22.641	3 V.PANTELEAKIS	31.674	27	3	2:03.073	2:03.277 (26)
28	4 R.SESSLER	34.871	3 V.PANTELEAKIS	34.131	3 V.PANTELEAKIS	22.679	69 F.BUJOSA	31.720	28	4	2:03.930	2:03.956 (28)
29	33 E.BELLON	34.905	4 R.SESSLER	34.457	81 L.TONI LUCIANO	22.700	81 L.TONI LUCIANO	31.725	29	33	2:04.592	

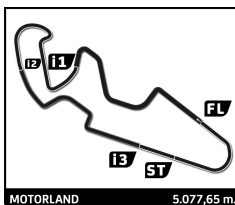


ETC
Finetwork FIM JuniorGP Motorland Aragón
Race 1

Revised

Best Top Speed

No Rider	Team	Class	Top 1		Top 2		Top 3		Top 4		Top 5		Avg
			Kph	Lap	Kph	Lap	Kph	Lap	Kph	Lap	Kph	Lap	
72	EDOARDO LIGUORI	PASINI RACING - DODICI MOTORSPORT	225.9	6	224.5	2	221.3	12	220.9	8	220.9	7	222,7
21	RUCHÉ MOODLEY	FINETWORK MIR JUNIOR TEAM	225.5	6	221.8	1	220.4	7	220.4	5	220.0	4	221,6
31	GIULIO PUGLIESE	AC RACING TEAM	224.5	8	224.5	6	224.1	3	223.6	7	221.3	4	223,6
26	PAU ALSINA	ARTBOX	224.1	7	220.4	12	217.3	5	216.9	9	216.4	11	219,0
43	AMANUEL BRINTON	TEAM ESTRELLA GALICIA 0,0	223.6	8	222.2	9	221.8	2	220.4	6	220.4	3	221,7
47	DODÓ BOGGIO	ASPAR JUNIOR TEAM	222.7	5	222.2	1	218.6	3	217.7	6	216.4	2	219,5
73	VALENTIN PERRONE	FRANDO RACING VHC TEAM	222.2	5	221.8	7	221.8	4	221.3	8	220.9	12	221,6
97	MARCO MORELLI	VISIONTRACK RACING TEAM	222.2	8	220.4	7	220.0	9	219.5	11	219.5	10	220,3
11	DAVID GONZÁLEZ	CUNA DE CAMPEONES	221.8	6	218.2	5	218.2	3	216.9	10	216.4	7	218,3
28	MÁXIMO QUILES	ASPAR JUNIOR TEAM	221.8	3	218.6	4	211.8	2	211.4	5	211.4	1	215,0
6	BENJAMIN CAILLET	VILTAIS RACING JUNIOR	221.3	10	221.3	1	220.0	11	219.5	2	219.1	3	220,2
12	ADRIANO DONOSO	TEAM HONDA LAGLISSE	221.3	8	221.3	7	220.4	11	220.0	4	219.5	12	220,5
54	JESÚS RIOS	MRE TALENT	221.3	8	220.4	11	218.6	10	217.3	2	216.4	9	218,8
70	KRISTIAN DANIEL	MRE TALENT	221.3	8	220.4	12	220.4	10	220.0	11	219.5	7	220,3
95	LEONARDO ZANNI	FINETWORK MIR JUNIOR TEAM	221.3	6	219.5	11	219.5	2	219.1	10	219.1	5	219,7
1	GUIDO PINI	AC RACING TEAM	220.4	10	218.6	1	217.7	6	217.3	11	216.9	8	218,2
13	HAKIM DANISH	MONLAU MOTUL	220.4	3	219.1	2	216.9	4	216.0	1	215.6	10	217,6
25	GONZALO PÉREZ	TEAM LARRESPORT	220.4	2	219.5	1	219.1	3	213.0	9	212.6	12	216,9
14	EDU GUTIÉRREZ	ARTBOX	219.5	11	219.5	10	216.4	3	215.6	1	213.4	9	216,9
24	GUILLEM PLANQUES	FIRST BIKE ACADEMY	219.5	11	218.6	10	215.6	2	215.1	12	215.1	3	216,8
7	BEÑAT FERNÁNDEZ	FRANDO RACING VHC TEAM	219.1	7	218.2	10	218.2	1	217.7	8	215.6	9	217,8
51	BRIAN URIARTE	TEAM ESTRELLA GALICIA 0,0	219.1	11	219.1	8	219.1	6	219.1	3	218.2	5	218,9
22	JESÚS TORRES	CUNA DE CAMPEONES	218.2	3	216.9	2	216.0	12	214.7	9	214.7	4	216,1
33	ENZO BELLON	BS RACING	217.7	1									217,7
27	RICO SALMELA	TEAM ESTRELLA GALICIA 0,0	216.9	6	215.6	11	215.6	5	215.1	12	215.1	10	215,7
38	MATTEO ROMAN	JEG RACING	216.9	10	216.0	2	216.0	1	215.1	12	214.7	11	215,7
69	FERNANDO BUJOSA	FRANDO RACING VHC TEAM	216.9	2	216.9	1	213.9	3	206.1	5	205.3	4	211,8
81	LORENZ TONI LUCIANO	ARTBOX	216.9	1									216,9
3	VASILIS PANTELEAKIS	ARTBOX	214.7	2	213.0	3	212.2	4	210.5	7	210.1	6	212,1
4	ROCCO SESSLER	LIQUI MOLY HUSQVARNA INTACT GP JUNIOR TEAM	212.2	1	211.4	2	208.5	3	206.1	4	205.7	5	208,8

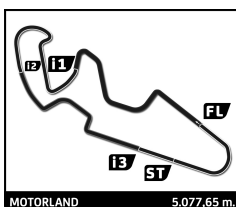


ETC
Finetwork FIM JuniorGP Motorland Aragón
Race 1

Revised

Fastest Lap Sequence

Elapsed	No Rider	Team	Bike	Class	Time	Kph	Lap
4:06.106	28 MÁXIMO QUILES	ASPAR JUNIOR TEAM	HONDA		2:01.665	150.2	2
4:06.356	1 GUIDO PINI	AC RACING TEAM	HONDA		2:01.608	150.3	2
4:06.418	54 JESÚS RIOS	MRE TALENT	HONDA		2:01.397	150.6	2
6:11.489	47 DODÓ BOGGIO	ASPAR JUNIOR TEAM	HONDA		2:01.389	150.6	3
8:10.338	28 MÁXIMO QUILES	ASPAR JUNIOR TEAM	HONDA		2:01.092	150.9	4
12:14.168	21 RUCHÉ MOODLEY	FINETWORK MIR JUNIOR TEAM	HONDA		2:00.800	151.3	6



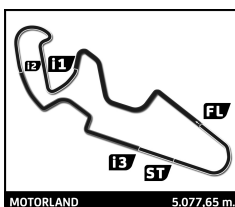
ETC
Finetwork FIM JuniorGP Motorland Aragón
Race 1

Analysis by lap

Revised

Lapped

No	Lap Time	Gap	No	Lap Time	Gap	No	Lap Time	Gap	No	Lap Time	Gap	No	Lap Time	Gap									
Lap 1			31	2:02.837	6.408	31	2:02.538	7.622	7	2:03.201	8.712	22	2:02.358	8.051	11	2:02.383	8.069						
28	2:04.441	0.000	73	2:02.884	7.634	73	2:02.218	8.048	72	2:02.670	8.718	11	2:02.383	8.069	95	2:02.378	8.126	7	2:01.849	8.242			
27	2:04.560	0.119	6	2:03.888	7.770	38	2:03.209	8.182	73	2:02.554	9.121	95	2:02.378	8.126	73	2:01.817	8.274	70	2:02.103	8.397			
51	2:04.695	0.254	3	2:03.277	8.002	13	2:03.490	8.523	97	2:03.025	9.304	7	2:01.849	8.242	70	2:02.103	8.397	43	2:01.968	8.561			
1	2:04.748	0.307	4	2:03.956	8.961	25	2:05.376	10.200	31	2:03.012	9.339	73	2:01.817	8.274	43	2:01.968	8.561	97	2:01.734	8.848			
54	2:05.021	0.580	Lap 3			3	2:03.922	11.022	43	2:03.077	9.544	70	2:02.103	8.397	43	2:01.968	8.561	31	2:02.067	8.885			
26	2:05.114	0.673	27	2:02.100		6	2:05.981	12.544	38	2:04.100	11.292	43	2:01.968	8.561	97	2:01.734	8.848	31	2:02.067	8.885			
12	2:05.414	0.973	54	2:02.182	0.198	4	2:06.208	16.202	13	2:03.558	12.081	97	2:01.734	8.848	38	2:03.496	14.001	38	2:03.496	14.001			
14	2:05.478	1.037	1	2:02.444	0.398	69	2:19.487	23.919	25	2:03.639	14.050	38	2:03.496	14.001	13	2:03.702	14.049	6	2:02.269	15.853			
11	2:06.323	1.882	51	2:01.836	0.406	Lap 5			6	2:02.789	15.594	13	2:03.702	14.049	25	2:02.812	15.095						
81	2:06.369	1.928	26	2:02.086	0.725	28	2:01.494		4	2:05.515	23.870	25	2:02.812	15.095	3	2:04.403	18.615						
24	2:06.812	2.371	28	2:03.140	0.844	27	2:01.465	0.042	69	2:04.594	30.115	6	2:02.269	15.853	69	2:05.406	35.416						
13	2:06.939	2.498	12	2:01.762	1.277	51	2:01.453	0.093	Lap 7			3	2:04.403	18.615									
38	2:07.018	2.577	14	2:01.961	1.385	1	2:01.850	0.469	54	2:02.691		27	2:02.812	0.010									
21	2:07.043	2.602	21	2:01.652	2.562	54	2:01.840	0.567	1	2:02.828	0.010	27	2:02.793	0.028	27	2:02.170							
47	2:07.227	2.786	24	2:01.854	3.070	12	2:01.553	0.884	51	2:02.920	0.136	51	2:02.920	0.136	21	2:02.099	0.058	21	2:02.099	0.058	28	2:01.828	0.266
69	2:07.434	2.993	47	2:01.389	3.087	26	2:01.718	1.093	21	2:02.472	0.246	21	2:02.472	0.246	1	2:02.339	0.267	28	2:01.828	0.266	28	2:01.828	0.266
7	2:07.505	3.064	7	2:02.473	4.274	21	2:01.241	1.536	26	2:02.375	0.352	26	2:02.375	0.352	1	2:02.339	0.267	1	2:02.339	0.267	51	2:02.381	0.390
95	2:07.747	3.306	70	2:02.709	4.975	14	2:02.298	2.462	12	2:02.614	0.370	12	2:02.614	0.370	51	2:02.381	0.390	54	2:02.400	0.552	54	2:02.400	0.552
97	2:07.803	3.362	72	2:03.148	5.994	24	2:03.093	5.740	28	2:03.812	0.982	28	2:03.812	0.982	26	2:01.981	0.932	26	2:01.981	0.932	12	2:03.278	1.600
70	2:07.851	3.410	11	2:05.140	6.104	70	2:03.079	7.187	14	2:04.031	5.551	14	2:04.031	5.551	12	2:03.278	1.600	47	2:03.076	8.112	47	2:03.076	8.112
72	2:07.929	3.488	22	2:02.888	6.113	11	2:03.168	7.243	22	2:02.959	7.183	22	2:02.959	7.183	24	2:03.052	8.187	24	2:03.052	8.187	14	2:03.089	8.245
25	2:08.738	4.297	69	2:03.903	6.368	11	2:02.434	7.504	47	2:02.059	7.611	47	2:02.059	7.611	14	2:03.089	8.245	14	2:03.089	8.245	72	2:02.615	8.463
22	2:08.750	4.309	95	2:03.602	6.369	22	2:02.288	7.571	11	2:02.021	7.857	11	2:02.021	7.857	72	2:02.615	8.463	22	2:02.587	8.468			
43	2:09.374	4.933	97	2:03.472	6.609	72	2:02.483	7.780	22	2:02.238	7.864	22	2:02.238	7.864	95	2:02.587	8.468	95	2:02.587	8.468			
33	2:09.598	5.157	25	2:03.386	6.760	95	2:02.401	7.844	95	2:02.100	7.919	95	2:02.100	7.919	11	2:02.807	8.706	11	2:02.807	8.706			
31	2:09.677	5.236	43	2:02.954	6.783	47	2:03.879	7.911	72	2:02.172	8.060	72	2:02.172	8.060	7	2:02.704	8.776	7	2:02.704	8.776			
6	2:09.988	5.547	38	2:04.366	6.909	97	2:02.317	8.011	70	2:02.818	8.465	70	2:02.818	8.465	31	2:02.219	8.934	31	2:02.219	8.934			
3	2:10.831	6.390	13	2:03.330	6.969	31	2:01.931	8.059	7	2:02.682	8.564	7	2:02.682	8.564	70	2:02.828	9.055	70	2:02.828	9.055			
73	2:10.856	6.415	31	2:02.908	7.020	43	2:02.100	8.199	31	2:02.337	8.628	31	2:02.337	8.628	73	2:03.033	9.137	73	2:03.033	9.137			
4	2:11.111	6.670	73	2:02.428	7.766	73	2:01.745	8.299	43	2:02.050	8.764	43	2:02.050	8.764	97	2:02.632	9.310	97	2:02.632	9.310			
Lap 2			6	2:03.025	8.499	38	2:02.236	8.924	31	2:02.480	8.989	31	2:02.480	8.989	43	2:03.004	9.395	43	2:03.004	9.395			
28	2:01.665		3	2:03.330	9.036	13	2:03.226	10.255	97	2:02.811	9.285	97	2:02.811	9.285	25	2:02.475	15.400	25	2:02.475	15.400			
27	2:01.742	0.196	4	2:05.265	11.930	25	2:03.437	12.143	6	2:02.991	15.755	6	2:02.991	15.755	38	2:03.758	15.589	38	2:03.758	15.589			
1	2:01.608	0.250	Lap 4			3	2:03.899	13.427	3	2:03.730	16.383	3	2:03.730	16.383	13	2:03.757	15.636	13	2:03.757	15.636			
54	2:01.397	0.312	28	2:01.092		6	2:03.487	14.537	69	2:04.896	32.181	69	2:04.896	32.181	6	2:02.924	16.607	6	2:02.924	16.607			
51	2:02.277	0.866	27	2:02.007	0.071	4	2:05.379	20.087	Lap 6			6	2:02.924	16.607	3	2:04.529	20.974	3	2:04.529	20.974			
26	2:01.927	0.935	1	2:01.651	0.113	69	2:04.828	27.253	28	2:01.732		27	2:02.143		69	2:05.591	38.837	69	2:05.591	38.837			
14	2:02.348	1.720	51	2:01.664	0.134	Lap 6			1	2:01.275	0.012	27	2:02.143		Lap 8								
12	2:02.503	1.811	54	2:01.959	0.221	1	2:01.275	0.012	27	2:01.755	0.065	1	2:02.259	0.098	27	2:02.143		27	2:02.143		21	2:02.054	0.129
21	2:02.269	3.206	12	2:01.484	0.825	51	2:01.685	0.046	54	2:01.304	0.139	21	2:02.054	0.129	21	2:02.054	0.129	51	2:02.214	0.179	51	2:02.214	0.179
11	2:03.043	3.260	26	2:02.080	0.869	27	2:01.755	0.065	12	2:01.434	0.586	54	2:02.493	0.322	54	2:02.493	0.322	12	2:02.293	0.492	12	2:02.293	0.492
24	2:02.806	3.512	14	2:02.209	1.658	27	2:01.755	0.065	21	2:00.800	0.604	28	2:01.797	0.608	28	2:01.797	0.608	28	2:01.797	0.608	26	2:02.940	1.121
47	2:02.873	3.994	21	2:01.163	1.789	54	2:01.304	0.139	26	2:01.446	0.807	26	2:01.446	0.807	26	2:02.940	1.121	26	2:02.940	1.121			
7	2:02.698	4.097	24	2:03.007	4.141	12	2:01.484	0.825	14	2:03.620	4.350	14	2:03.620	4.350	47	2:01.766	7.206	47	2:01.766	7.206			
70	2:02.817	4.562	47	2:04.375	5.526	26	2:02.080	0.869	24	2:03.046	7.054	24	2:03.046	7.054	24	2:02.293	7.305	24	2:02.293	7.305			
69	2:03.433	4.761	7	2:03.231	5.569	14	2:02.080	0.869	47	2:02.203	8.382	47	2:02.203	8.382	14	2:03.946	7.326	14	2:03.946	7.326			
38	2:03.927	4.839	70	2:02.563	5.602	14	2:02.209	1.658	22	2:02.617	8.456	22	2:02.617	8.456	72	2:02.129	8.018	72	2:02.129	8.018			
95	2:03.422	5.063	11	2:02.396	6.564	21	2:01.163	1.789	70	2:03.022	8.477	70	2:03.022	8.477	24	2:02.293	7.305	24	2:02.293	7.305			
72	2:03.319	5.142	22	2:02.600	6.772	24	2:03.007	4.141	95	2:02.537	8.649	95	2:02.537	8.649	14	2:03.946	7.326	14	2:03.946	7.326			
97	2:03.736	5.433	72	2:02.733	6.791	47	2:04.375	5.526	11	2:02.894	8.666	11	2:02.894	8.666	72	2:02.129	8.018	72	2:02.129	8.018			
22	2:02.877	5.521	95	2:02.504	6.937	7	2:03.231	5.569	Lap 8			21	2:02.054	0.129	21	2:02.054	0.129	21	2:02.054	0.129			
25	2:03.038	5.670	97	2:02.515	7.188	70	2:																



ETC
Finetwork FIM JuniorGP Motorland Aragón
Race 1

Revised

Analysis by lap

Lapped ■


No	Lap Time	Gap	No	Lap Time	Gap	No	Lap Time	Gap	No	Lap Time	Gap	No	Lap Time	Gap
72	2:03.048	9.296	47	2:03.521	12.924									
11	2:02.899	9.390	70	2:02.935	12.954									
7	2:02.919	9.480	22	2:03.511	12.995									
14	2:03.521	9.551	24	2:03.413	13.047									
24	2:03.709	9.681	95	2:03.216	13.108									
70	2:03.071	9.911	73	2:03.457	13.179									
95	2:03.706	10.015	72	2:03.834	13.339									
97	2:03.055	10.150	43	2:03.658	14.412									
73	2:03.391	10.313	25	2:02.908	19.255									
31	2:03.629	10.348	6	2:03.037	20.076									
43	2:03.292	10.472	38	2:03.289	20.170									
25	2:03.849	17.034	13	2:03.350	20.252									
13	2:03.632	17.053	3	2:06.012	31.454									
6	2:02.823	17.215	69	2:05.773	49.713									
38	2:03.847	17.221												
3	2:04.779	23.538												
69	2:05.150	41.772												

Lap 11

27	2:01.841	
28	2:02.009	0.076
21	2:02.019	0.087
51	2:01.878	0.113
54	2:01.774	0.151
1	2:01.992	0.294
26	2:02.113	0.687
12	2:01.627	0.840
11	2:03.346	10.803
47	2:03.522	10.836
22	2:03.564	10.917
72	2:03.575	10.938
24	2:03.319	11.067
73	2:02.775	11.155
97	2:03.049	11.266
95	2:03.243	11.325
70	2:03.474	11.452
43	2:03.648	12.187
31	2:03.778	12.193
14	2:04.718	12.336
25	2:02.679	17.780
38	2:03.026	18.314
13	2:03.215	18.335
6	2:03.190	18.472
3	2:05.270	26.875
69	2:05.534	45.373

Lap 12

28	2:01.357	
51	2:01.878	0.558
54	2:02.218	0.936
1	2:02.106	0.967
27	2:02.593	1.160
26	2:01.957	1.211
12	2:01.865	1.272
11	2:03.487	12.857
97	2:03.090	12.923



ETC


Finetwork FIM JuniorGP Motorland Aragón

Race 1

Sector Analysis

Revised

_ Invalidated Lap							■ Personal Best							■ Session Best							B Crossing the pit lane														
Lap	Time	Sector 1	Sector 2	Sector 3	Sector 4	T.Sp	Lap	Time	Sector 1	Sector 2	Sector 3	Sector 4	T.Sp	Lap	Time	Sector 1	Sector 2	Sector 3	Sector 4	T.Sp	Lap	Time	Sector 1	Sector 2	Sector 3	Sector 4	T.Sp								
28	MÁXIMO QUILES						ESP	10	2:02.307	34.603	33.663	22.565	31.476	215.1	11	2:01.841	34.465	33.609	22.444	31.323	215.6	12	2:02.593	34.708	33.630	22.533	31.722	215.1							
ASPAR JUNIOR TEAM							HONDA																												
1	2:04.441	36.424	34.051	22.401	31.565	211.4																													
2	2:01.665	34.102	33.807	22.339	31.417	211.8																													
3	2:03.140	34.085	35.602	22.267	31.186	221.8																													
4	2:01.092	33.970	33.596	22.089	31.437	218.6																													
5	2:01.494	34.022	33.726	22.290	31.456	211.4																													
6	2:01.732	34.005																																	
7	2:03.812																																		
8	2:01.797																																		
9	2:01.828																																		
10	2:01.949																																		
11	2:02.009																																		
12	2:01.357																																		
51	BRIAN URIARTE						ESP	1	GUIDO PINI						ITA																				
TEAM ESTRELLA GALICIA 0,0							HONDA							AC RACING TEAM							HONDA														
1	2:04.695	36.615	34.150	22.494	31.436	216.4																													
2	2:02.277	34.338	34.066	22.426	31.447	216.0																													
3	2:01.836	34.037	33.875	22.418	31.506	219.1																													
4	2:01.664	34.531	33.621	22.193	31.319	214.3																													
5	2:01.453	34.190	33.671	22.342	31.250	218.2																													
6	2:01.685	34.109	33.750	22.411	31.415	219.1																													
7	2:02.920	34.578	33.957	22.767	31.618	217.7																													
8	2:02.214	34.646	33.857	22.399	31.312	219.1																													
9	2:02.381	34.690	34.024	22.338	31.329	216.0																													
10	2:01.993	34.413	33.772	22.383	31.425	217.3																													
11	2:01.878	34.678	33.822	22.237	31.141	219.1																													
12	2:01.878	34.282	33.621	22.289	31.686	212.6																													
54	JESÚS RIOS						ESP	12	ADRIANO DONOSO						ESP																				
MRE TALENT							HONDA							TEAM HONDA LAGLISSE							HONDA														
1	2:05.021	37.141	34.133	22.295	31.452	214.7																													
2	2:01.397	34.063	33.767	22.331	31.236	217.3																													
3	2:02.182	34.343	33.891	22.351	31.597	209.7																													
4	2:01.959	34.137	33.879	22.354	31.589	211.8																													
5	2:01.840	34.384	33.780	22.436	31.240	215.1																													
6	2:01.304	34.068	33.672	22.324	31.240	216.0																													
7	2:02.691	34.360	34.089	22.414	31.828	208.1																													
8	2:02.493	34.872	34.010	22.472	31.139	221.3																													
9	2:02.400	34.800	34.135	22.283	31.182	216.4																													
10	2:01.973	34.349	33.852	22.324	31.448	218.6																													
11	2:01.774	34.463	33.822	22.387	31.102	220.4																													
12	2:02.218	34.301	33.750	22.542	31.625	212.2																													
27	RICO SALMELA						FIN	26	PAU ALSINA						ESP																				
TEAM ESTRELLA GALICIA 0,0							HONDA							ARTBOX							HONDA														
1	2:04.560	36.830	33.960	22.285	31.485	213.4																													
2	2:01.742	34.207	33.834	22.306	31.395	214.3																													
3	2:02.100	34.366	33.800	22.231	31.703	209.7																													
4	2:02.007	34.125	33.904	22.226	31.752	210.1																													
5	2:01.465	34.394	33.638	22.128	31.305	215.6																													
6	2:01.755	34.334	33.646	22.225	31.550	216.9																													
7	2:02.793	34.606	34.030	22.472	31.685	210.1																													
8	2:02.143	34.362	33.843	22.531	31.407	213.4																													
9	2:02.170	34.963	33.598	22.244	31.365	214.7																													
11	DAVID GONZÁLEZ						ESP	11	DAVID GONZÁLEZ						ESP																				
TEAM ESTRELLA GALICIA 0,0							HONDA							CUNA DE CAMPEONES							HONDA														
1	2:06.323	37.520	34.112	23.145	31.546	214.7																													
2	2:03.043	34.784	34.099	22.530	31.630	212.2																													
3	2:05.140	37.086	34.013	22.694	31.347	218.2																													
4	2:02.396	34.580	33.887	22.360	31.569	213.9																													
5	2:02.434	34.334	34.002	22.621	31.477	218.2																													
6	2:02.894	34.540	34.032	23.004	31.318	221.8																													



ETC

Finetwork FIM JuniorGP Motorland Aragón

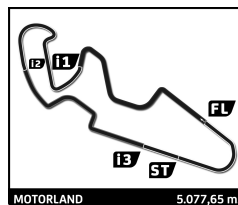
Race 1

Sector Analysis

Revised

— Invalidated Lap ■ Personal Best ■ Session Best B Crossing the pit lane

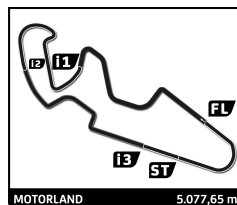
Lap	Time	Sector 1	Sector 2	Sector 3	Sector 4	T.Sp	Lap	Time	Sector 1	Sector 2	Sector 3	Sector 4	T.Sp
7	2:02.021	34.362	33.964	22.243	31.452	216.4	4	2:02.600	34.508	34.030	22.433	31.629	214.7
8	2:02.383	34.277	33.976	22.298	31.832	210.5	5	2:02.288	34.231	33.951	22.423	31.683	212.2
9	2:02.807	34.581	33.999	22.847	31.380	214.7	6	2:02.617	34.218	33.999	22.406	31.994	209.7
10	2:02.899	34.635	34.236	22.408	31.620	216.9	7	2:02.238	34.302	33.885	22.301	31.750	212.6
11	2:03.346	34.594	34.278	22.528	31.946	208.1	8	2:02.358	34.524	33.816	22.334	31.684	212.6
12	2:03.487	34.431	34.337	22.876	31.843	210.9	9	2:02.587	34.485	33.849	22.620	31.633	214.7
97 MARCO MORELLI ARG VISIONTRACK RACING TEAM HONDA							10	2:03.033	34.490	34.039	22.686	31.818	211.4
1	2:07.803	38.982	34.573	22.837	31.411	219.5	11	2:03.564	34.799	34.285	22.543	31.937	213.0
2	2:03.736	34.887	34.394	22.945	31.510	218.2	12	2:03.511	34.774	34.160	22.707	31.870	216.0
3	2:03.472	35.148	34.311	22.338	31.675	214.7	24 GUILLEM PLANQUES FRA FIRST BIKE ACADEMY HONDA						
4	2:02.515	34.547	34.059	22.302	31.607	218.2	1	2:06.812	38.283	34.085	22.867	31.577	215.1
5	2:02.317	34.360	33.904	22.409	31.644	217.3	2	2:02.806	34.383	34.075	22.861	31.487	215.6
6	2:03.025	34.544	34.259	22.657	31.565	219.5	3	2:01.854	34.134	33.931	22.368	31.421	215.1
7	2:02.811	34.349	34.229	22.579	31.654	220.4	4	2:03.007	34.427	34.234	22.509	31.837	210.9
8	2:01.734	34.025	33.994	22.416	31.299	222.2	5	2:03.093	34.386	34.107	22.573	32.027	209.3
9	2:02.632	34.608	34.068	22.581	31.375	220.0	6	2:03.046	34.451	33.954	22.603	32.038	210.1
10	2:03.055	34.607	34.370	22.810	31.268	219.5	7	2:02.959	34.276	34.178	22.531	31.974	209.3
11	2:03.049	34.814	34.531	22.443	31.261	219.5	8	2:02.293	34.304	33.732	22.579	31.678	212.6
12	2:03.090	34.548	33.979	22.538	32.025	211.4	9	2:03.052	34.674	33.971	22.707	31.700	211.8
47 DODÓ BOGGIO ITA ASPAR JUNIOR TEAM HONDA							10	2:03.709	34.916	34.804	22.735	31.254	218.6
1	2:07.227	38.741	34.419	22.835	31.232	222.2	11	2:03.319	34.870	34.694	22.558	31.197	219.5
2	2:02.873	35.083	34.087	22.396	31.307	216.4	12	2:03.413	34.515	34.149	23.217	31.532	215.1
3	2:01.389	34.157	33.771	22.278	31.183	218.6	95 LEONARDO ZANNI ITA FINETWORK MIR JUNIOR TEAM HONDA						
4	2:04.375	34.259	36.144	22.520	31.452	214.3	1	2:07.747	38.340	34.810	23.136	31.461	214.7
5	2:03.879	34.387	35.881	22.375	31.236	222.7	2	2:03.422	35.193	34.205	22.595	31.429	219.5
6	2:02.203	34.498	33.832	22.582	31.291	217.7	3	2:03.602	35.160	33.901	22.796	31.745	218.6
7	2:02.059	34.166	33.905	22.333	31.655	211.8	4	2:02.504	34.383	34.079	22.559	31.483	216.0
8	2:01.766	34.042	33.731	22.541	31.452	216.0	5	2:02.401	34.525	33.975	22.577	31.324	219.1
9	2:03.076	34.545	34.155	22.482	31.894	208.1	6	2:02.537	34.377	33.931	22.821	31.408	221.3
10	2:03.350	34.664	34.183	22.634	31.869	209.3	7	2:02.100	34.535	33.857	22.335	31.373	217.3
11	2:03.522	34.950	34.225	22.703	31.644	213.4	8	2:02.378	34.513	33.863	22.389	31.613	216.0
12	2:03.521	34.543	34.236	23.026	31.716	212.2	9	2:02.568	34.205	34.093	22.736	31.534	214.3
70 KRISTIAN DANIEL USA MRE TALENT HONDA							10	2:03.706	34.952	34.686	22.801	31.267	219.1
1	2:07.851	39.683	34.267	22.572	31.329	218.2	11	2:03.243	34.851	34.554	22.674	31.164	219.5
2	2:02.817	34.638	34.082	22.435	31.662	217.3	12	2:03.216	34.740	33.815	22.882	31.779	213.4
3	2:02.709	34.421	34.040	22.514	31.734	214.3	73 VALENTIN PERRONE ARG FRANCO RACING VHC TEAM HONDA						
4	2:02.563	34.333	34.014	22.342	31.874	210.9	1	2:10.856	38.427	34.215	26.590	31.624	215.6
5	2:03.079	34.651	34.023	22.636	31.769	213.0	2	2:02.884	34.352	34.068	22.696	31.768	213.4
6	2:03.022	34.388	34.238	22.837	31.559	210.9	3	2:02.428	34.609	34.048	22.335	31.436	216.9
7	2:02.818	34.622	34.083	22.691	31.422	219.5	4	2:02.218	34.469	34.010	22.434	31.305	221.8
8	2:02.103	34.365	33.975	22.549	31.214	221.3	5	2:01.745	34.194	33.892	22.454	31.205	222.2
9	2:02.828	34.784	33.952	22.524	31.568	214.3	6	2:02.554	34.389	33.979	22.893	31.293	220.4
10	2:03.071	34.607	34.303	22.828	31.333	220.4	7	2:02.337	34.472	34.022	22.548	31.295	221.8
11	2:03.474	34.770	34.685	22.838	31.181	220.0	8	2:01.817	34.365	33.886	22.334	31.232	221.3
12	2:02.935	34.759	34.147	22.638	31.391	220.4	9	2:03.033	34.758	33.958	22.777	31.540	212.2
22 JESÚS TORRES ESP CUNA DE CAMPEONES HONDA							10	2:03.391	34.686	34.408	22.948	31.349	219.1
1	2:08.750	39.957	34.479	22.528	31.786	213.4	11	2:02.775	34.443	34.522	22.317	31.493	214.3
2	2:02.877	34.579	34.223	22.699	31.376	216.9	12	2:03.457	35.168	34.196	22.627	31.466	220.9
3	2:02.888	34.905	33.975	22.384	31.624	218.2	72 EDOARDO LIGUORI ITA PASINI RACING - DODICI MOTORSPC HONDA						



ETC
Finetwork FIM JuniorGP Motorland Aragón
Race 1
Sector Analysis

Revised

_ Invalidated Lap							■ Personal Best							■ Session Best							B Crossing the pit lane						
Lap	Time	Sector 1	Sector 2	Sector 3	Sector 4	T.Spd	Lap	Time	Sector 1	Sector 2	Sector 3	Sector 4	T.Spd	Lap	Time	Sector 1	Sector 2	Sector 3	Sector 4	T.Spd	Lap	Time	Sector 1	Sector 2	Sector 3	Sector 4	T.Spd
43 AMANUEL BRINTON GBR																											
TEAM ESTRELLA GALICIA 0,0 HONDA																											
1	2:09.374	39.370	34.889	22.720	32.395	217.3																					
2	2:02.857	34.441	33.975	22.953	31.488	221.8																					
3	2:02.954	34.668	34.327	22.618	31.341	220.4																					
4	2:02.746	34.610	34.033	22.425	31.678	214.7																					
5	2:02.100	34.284	33.876	22.583	31.357	217.3																					
6	2:03.077	34.659	34.131	22.845	31.442	220.4																					
7	2:02.050	34.229	33.950	22.589	31.282	220.0																					
8	2:01.968	34.328	33.909	22.555	31.176	223.6																					
9	2:03.004	34.573	34.107	22.958	31.366	222.2																					
10	2:03.292	34.646	34.429	22.950	31.267	218.6																					
11	2:03.648	34.565	34.511	22.916	31.656	216.0																					
12	2:03.658	34.684	34.113	22.885	31.976	212.6																					
25 GONZALO PÉREZ ESP																											
TEAM LARRESPORT HONDA																											
1	2:08.738	39.848	34.485	23.032	31.373	219.5																					
2	2:03.038	34.799	34.210	22.681	31.348	220.4																					
3	2:03.386	35.025	34.302	22.578	31.481	219.1																					
4	2:05.376	34.539	36.396	22.651	31.790	211.4																					
5	2:03.437	34.639	34.204	22.676	31.918	211.4																					
6	2:03.639	34.564	34.263	22.877	31.935	210.5																					
7	2:03.234	34.510	34.181	22.611	31.932	208.9																					
8	2:02.812	34.558	34.017	22.568	31.669	211.8																					
9	2:02.475	34.444	33.888	22.699	31.444	213.0																					
10	2:03.849	34.589	34.045	23.097	32.118	210.1																					
11	2:02.679	34.430	33.961	22.551	31.737	211.4																					
12	2:02.908	34.520	34.094	22.593	31.701	212.6																					
6 BENJAMIN CAILLET FRA																											
VILTAIS RACING JUNIOR HONDA																											
1	2:09.988	40.400	35.065	23.008	31.515	221.3																					
2	2:03.888	34.826	34.447	22.920	31.695	219.5																					
3	2:03.025	34.643	34.190	22.601	31.591	219.1																					
4	2:05.981	34.802	36.651	22.669	31.859	215.6																					
5	2:03.487	34.552	34.281	22.738	31.916	215.1																					
6	2:02.789	34.486	34.066	22.717	31.520	217.3																					
7	2:02.991	34.443	34.171	22.642	31.735	213.9																					
8	2:02.269	34.287	33.987	22.441	31.554	216.4																					
9	2:02.924	34.784	34.051	22.462	31.627	216.0																					
10	2:02.823	34.415	33.944	22.765	31.699	221.3																					
11	2:03.190	34.973	34.104	22.611	31.502	220.0																					
12	2:03.037	34.374	34.119	22.652	31.892	213.0																					
38 MATTEO ROMAN FRA																											
JEG RACING HONDA																											
1	2:07.018	38.133	34.298	23.076	31.511	216.0																					
2	2:03.927	35.156	34.546	22.737	31.488	216.0																					
3	2:04.366	35.582	34.185	22.755	31.844	213.4																					
4	2:03.209	34.783	34.201	22.560	31.665	213.9																					
5	2:02.236	34.270	33.907	22.532	31.527	214.7																					
6	2:04.100	34.510	34.569	22.978	32.043	209.3																					
7	2:04.214	34.814	34.315	22.712	32.373	206.1																					
8	2:03.496	34.607	34.308	22.651	31.930	213.0																					
9	2:03.758	34.935	34.115	22.922	31.786	210.1																					
10	2:03.847	34.637	34.377	22.862	31.971	216.9																					
11	2:03.026	34.786	33.914	22.617	31.709	214.7																					
12	2:03.289	34.881	34.240	22.594	31.574	215.1																					
13 HAKIM DANISH MYS																											
MONLAU MOTUL HONDA																											
1	2:06.939	37.886	34.337	23.157	31.559	216.0																					
2	2:05.102	35.950	34.660	23.033	31.459	219.1																					
3	2:03.330	34.797	34.533	22.619	31.381	220.4																					
4	2:03.490	34.821	34.436	22.674	31.559	216.9																					
5	2:03.226	34.471	34.199	22.650	31.906	212.6																					
6	2:03.558	34.589	34.229	22.812	31.928	211.8																					
7	2:03.267	34.506	34.227	22.613	31.921	213.9																					
8	2:03.702	34.626	34.289	22.585	32.202	206.5																					
9	2:03.757	34.723	34.243	22.759	32.032	208.5																					
10	2:03.632	34.701	34.138	22.848	31.945	215.6																					
11	2:03.215	34.611	34.057	22.662	31.885	212.6																					
12	2:03.350	34.806	34.052	22.652	31.840	212.6																					
3 VASILIS PANTELEAKIS GRC																											
ARTBOX HONDA																											
1	2:10.831	40.145	35.677	23.097	31.912	209.3																					
2	2:03.277	34.677	34.131	22.795	31.674	214.7																					
3	2:03.330	34.589	34.199	22.796	31.746	213.0																					
4	2:03.922	34.762	34.417	22.731	32.012	212.2																					
5	2:03.899	34.595	34.315	22.794	32.195	210.1																					
6	2:03.788	34.681	34.385	22.679	32.043	210.1																					
7	2:03.730	34.748	34.306	22.692	31.984	210.5																					
8	2:04.403	34.711	34.684	22.889	32.119	208.9																					
9	2:04.529	35.034	34.427	22.802	32.266	207.7																					
10	2:04.779	34.878	34.738	22.827	32.336	206.9																					
11	2:05.270	35.074	34.841	22.871	32.484	206.5																					
12	2:06.012	35.122	34.817	23.219	32.854	206.5																					
69 FERNANDO BUJOSA ESP																											
FRANCO RACING VHC TEAM HONDA																											
1	2:07.434	38.477	34.415	22.822	31.720	216.9																					
2	2:03.433	34.797	34.193	22.663	31.780	216.9																					
3	2:03.903	34.614	34.126	23.156	32.007	213.9																					
4	2:19.487	34.565	34.174	38.188	32.560	205.3																					
5	2:04.828	35.177	34.495	22.813	32.343	206.1																					
6	2:04.594	35.086	34.332	22.641	32.535	204.2																					
7	2:04.896	35.063	34.515	22.653	32.665	202.6																					
8	2:05.406	35.357	34.606	22.742	32.701	203.4																					
9	2:05.591	35.145	34.716	22.850	32.880	202.6																					



ETC

Finetwork FIM JuniorGP Motorland Aragón

Race 1

Sector Analysis

Revised

— Invalidated Lap ■ Personal Best ■ Session Best B Crossing the pit lane

Lap	Time	Sector 1	Sector 2	Sector 3	Sector 4	T.Sp	Lap	Time	Sector 1	Sector 2	Sector 3	Sector 4	T.Sp
10	2:05.150	35.151	34.506	22.689	32.804	204.2	10	2:02.919	34.671	34.412	22.352	31.484	218.2
11	2:05.534	35.311	34.806	22.742	32.675	203.8							
12	2:05.773	35.222	34.620	23.086	32.845	204.2							
21	RUCHÉ MOODLEY					ZAF	4	ROCCO SESSLER					DEU
	FINETWORK MIR JUNIOR TEAM					HONDA		LIQUI MOLY HUSQVARNA INTACT GI					HONDA
1	2:07.043	38.548	34.233	22.972	31.290	221.8	1	2:11.111	40.265	35.511	23.319	32.016	212.2
2	2:02.269	34.787	33.589	22.551	31.342	215.1	2	2:03.956	34.871	34.457	22.586	32.042	211.4
3	2:01.652	34.200	33.771	22.318	31.363	217.3	3	2:05.265	35.068	34.687	23.056	32.454	208.5
4	2:01.163	34.141	33.656	22.195	31.171	220.0	4	2:06.208	35.038	35.740	22.739	32.691	206.1
5	2:01.241	34.123	33.590	22.379	31.149	220.4	5	2:05.379	35.186	34.811	22.785	32.597	205.7
6	2:00.800	33.988	33.544	22.310	30.958	225.5	6	2:05.515	35.079	34.904	22.731	32.801	204.2
7	2:02.472	34.155	34.200	22.613	31.504	220.4	81	LORENZ TONI LUCIANO					BEL
8	2:02.054	34.400	33.600	22.332	31.722	210.5		ARTBOX					HONDA
9	2:02.099	34.390	33.685	22.422	31.602	209.7	1	2:06.369	38.070	33.874	22.700	31.725	216.9
10	2:02.158	34.304	33.716	22.429	31.709	211.4	33	ENZO BELLON					FRA
11	2:02.019	34.301	33.608	22.372	31.738	210.5		BS RACING					HONDA
31	GIULIO PUGLIESE					ITA	1	2:09.598	39.911	35.106	23.003	31.578	217.7
	AC RACING TEAM					HONDA							
1	2:09.677	39.982	35.089	23.099	31.507	221.3							
2	2:02.837	34.670	34.087	22.662	31.418	218.2							
3	2:02.908	34.457	34.495	22.703	31.253	224.1							
4	2:02.538	34.497	34.025	22.570	31.446	221.3							
5	2:01.931	34.413	33.949	22.494	31.075	220.4							
6	2:03.012	34.727	34.131	22.821	31.333	224.5							
7	2:02.480	34.510	34.135	22.647	31.188	223.6							
8	2:02.067	34.398	33.981	22.538	31.150	224.5							
9	2:02.219	34.395	34.017	22.627	31.180	216.9							
10	2:03.629	34.838	34.601	22.935	31.255	220.0							
11	2:03.778	34.757	34.506	22.955	31.560	212.6							
14	EDU GUTIÉRREZ					ESP							
	ARTBOX					HONDA							
1	2:05.478	37.684	34.002	22.479	31.313	215.6							
2	2:02.348	34.413	33.948	22.418	31.569	212.6							
3	2:01.961	34.422	33.870	22.354	31.315	216.4							
4	2:02.209	34.231	34.066	22.310	31.602	212.6							
5	2:02.298	34.420	33.800	22.400	31.678	213.0							
6	2:03.620	34.474	34.251	22.745	32.150	208.5							
7	2:04.031	34.721	34.352	22.730	32.228	207.3							
8	2:03.946	34.778	34.392	22.641	32.135	206.5							
9	2:03.089	34.750	34.101	22.622	31.616	213.4							
10	2:03.521	35.006	34.559	22.578	31.378	219.5							
11	2:04.718	35.103	35.273	22.801	31.541	219.5							
7	BEÑAT FERNÁNDEZ					ESP							
	FRANDO RACING VHC TEAM					HONDA							
1	2:07.505	39.052	34.315	22.774	31.364	218.2							
2	2:02.698	34.559	34.093	22.436	31.610	215.1							
3	2:02.473	34.246	33.980	22.434	31.813	211.8							
4	2:03.231	34.588	34.425	22.559	31.659	214.3							
5	2:03.168	34.471	34.198	22.550	31.949	210.1							
6	2:03.201	34.472	34.120	22.718	31.891	214.3							
7	2:02.682	34.675	34.081	22.553	31.373	219.1							
8	2:01.849	34.166	33.962	22.315	31.406	217.7							
9	2:02.704	34.595	33.898	22.631	31.580	215.6							

