

# European Talent Cup

## FIM JuniorGP 2024 - CIRCUITO DE JEREZ

### Race 2 (9 Laps, 39.8 km.)

## Classification

No	Rider	Nat	Team	Bike	Tires	Cl.	Laps	Total Time	Gap	Kph	Best Lap		
											Lap	Time	Kph
1	71 Carlos CANO	ESP	SeventyTwo Artbox Racing Team	Honda	Pirelli	ETC	9	16:29.064	+0.004	144.9	5	1:48.859	146.3
2	73 Valentín PERRONE	ARG	Frando Racing VHC Team	Honda	Pirelli	ETC	9	16:29.060	-	144.9	5	1:48.865	146.3
3	11 David GONZÁLEZ	ESP	AC RACING TEAM	Honda	Pirelli	ETC	9	16:29.172	+0.112	144.9	6	1:48.562	146.7
4	31 Giulio PUGLIESE	ITA	CFMOTO Aspar Junior Team	Honda	Pirelli	ETC	9	16:29.197	+0.137	144.9	6	1:48.699	146.5
5	97 Marco MORELLI	ARG	MLav Racing	Honda	Pirelli	ETC	9	16:29.372	+0.312	144.8	6	1:48.376	146.9
6	33 Enzo BELLON	FRA	Team Estrella Galicia 0,0	Honda	Pirelli	ETC	9	16:29.413	+0.353	144.8	6	1:48.432	146.8
7	22 Jesús TORRES	ESP	Team Estrella Galicia 0,0	Honda	Pirelli	ETC	9	16:29.468	+0.408	144.8	8	1:48.727	146.4
8	47 Yaroslav KARPUSHIN	KGZ	Frando Racing VHC Team	Honda	Pirelli	ETC	9	16:32.708	+3.648	144.4	2	1:49.056	146.0
9	45 Alex LONGARELA	ESP	LIQUI MOLY HUSQVARNA INTACT GP JUNIOR TEAM	Honda	Pirelli	ETC	9	16:32.719	+3.659	144.4	6	1:48.473	146.8
10	7 Beñat FERNÁNDEZ	ESP	Frando Racing VHC Team	Honda	Pirelli	ETC	9	16:32.800	+3.740	144.3	6	1:48.767	146.4
11	95 Leonardo ZANNI	ITA	MIR RACING FINETWORK TEAM	Honda	Pirelli	ETC	9	16:32.857	+3.797	144.3	6	1:48.800	146.3
12	25 Gonzalo PÉREZ	ESP	Team Larresport	Honda	Pirelli	ETC	9	16:32.983	+3.923	144.3	6	1:48.870	146.3
13	37 Marianos NIKOLIS	AUS	Team Estrella Galicia 0,0	Honda	Pirelli	ETC	9	16:37.013	+7.953	143.7	5	1:49.421	145.5
14	4 Gabriel TESINI	ITA	AC RACING TEAM	Honda	Pirelli	ETC	9	16:37.047	+7.987	143.7	5	1:49.418	145.5
15	26 Pau ALSINA	ESP	Team Estrella Galicia 0,0	Honda	Pirelli	ETC	9	16:37.159	+8.099	143.7	2	1:49.177	145.8
16	34 Seiryu IKEGAMI	JPN	PREICANOS RACING TEAM	Honda	Pirelli	ETC	9	16:37.380	+8.320	143.7	6	1:49.546	145.4
17	27 Kerman TINEZ	VEN	MIR RACING FINETWORK TEAM	Honda	Pirelli	ETC	9	16:40.098	+11.038	143.3	3	1:49.176	145.8
18	55 Mikey LOU	USA	MIR RACING FINETWORK TEAM	Honda	Pirelli	ETC	9	16:43.283	+14.223	142.8	2	1:49.968	144.8
19	62 Alberto ENRÍQUEZ	ECU	84R TEAM	Honda	Pirelli	ETC	9	16:43.287	+14.227	142.8	4	1:49.982	144.8
20	70 Kristian DANIEL JR	USA	AGR TEAM	Honda	Pirelli	ETC	9	16:43.413	+14.353	142.8	2	1:49.769	145.1
21	14 Edu GUTIÉRREZ	ESP	CFMOTO Aspar Junior Team	Honda	Pirelli	ETC	9	16:47.226	+18.166	142.3	2	1:49.730	145.1
22	90 Luca AGOSTINELLI	VNM	TEAM ECHOVIT PASINI RACING	Honda	Pirelli	ETC	9	16:50.725	+21.665	141.8	2	1:50.787	143.7
23	18 Mathias TAMBURINI	ITA	TEAM ECHOVIT PASINI RACING	Honda	Pirelli	ETC	9	16:50.856	+21.796	141.8	2	1:50.473	144.1
24	81 Matteo GABARRINI	ITA	TEAM ECHOVIT PASINI RACING	Honda	Pirelli	ETC	9	16:51.112	+22.052	141.7	2	1:50.358	144.3
25	78 Henri MIGNOT	FRA	BRS - Brechon Racing School	Honda	Pirelli	ETC	9	17:00.829	+31.769	140.4	2	1:51.591	142.7
26	53 Kiyano VEIJER	NLD	Ernst Dubbink Eveno racing	Honda	Pirelli	ETC	9	17:05.970	+36.910	139.7	2	1:51.722	142.5
<b>Not classified</b>													
8	Edoardo BERTOLA	ITA	EAGLE-1	Honda	Pirelli	ETC	6	11:15.867			2	1:50.657	143.9
42	Julius FRELLSEN	DNK	JEG Racing	Honda	Pirelli	ETC	6	11:16.266			2	1:50.791	143.7
6	Benjamin CAILLET	FRA	JEG TAKE OFF GP	Honda	Pirelli	ETC	3	5:45.676			2	1:51.179	143.2
69	Fernando BUJOSA	ESP	Team Estrella Galicia 0,0	Honda	Pirelli	ETC							


<b>Pole Position:</b>	Carlos CANO		
<b>Fastest Lap:</b>	Lap6	Marco MORELLI	1:48.376 146.9 Kph

RIDER #73 DROP 1 POSITION DUE TO IRRESPONSIBLE RIDING

Published at: .....

Track Status: **DRY**

<b>Clerk of the Course:</b> Miguel Ángel Rodríguez	<b>Timekeeper:</b> Denís del Pozo
---	--------------------------------------



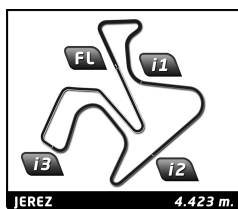
# European Talent Cup

## FIM JuniorGP 2024 - CIRCUITO DE JEREZ

### Race 2

### Lap Chart

No	Pos	Grid	Lap										
			1	2	3	4	5	6	7	8	9		
71	1	71	31	71	71	71	71	71	71	71	71	71	73
31	2	31	71	31	73	73	73	73	73	73	73	73	71
11	3	11	33	73	33	33	31	31	11	11	11	11	
33	4	33	11	33	31	31	22	11	31	22	31		
22	5	22	22	22	22	22	11	33	22	31	97		
45	6	45	73	11	27	47	33	22	33	97	33		
73	7	73	27	27	47	27	47	97	97	33	22		
27	8	27	25	47	11	11	97	47	95	95	47		
34	9	34	4	25	25	7	7	45	47	7	45		
25	10	25	34	7	7	45	95	7	45	45	7		
4	11	4	45	45	45	95	45	95	7	47	95		
90	12	90	47	34	95	25	25	25	25	25	25		
95	13	95	7	4	97	97	26	4	4	4	37		
47	14	47	26	95	26	26	4	26	37	37	4		
69	15	69	37	26	34	34	37	37	26	26	26		
37	16	37	95	97	37	4	34	34	34	34	34		
6	17	6	97	37	4	37	27	27	27	27	27		
55	18	55	62	70	70	70	70	70	70	70	55		
78	19	78	70	14	14	62	14	55	55	55	62		
26	20	26	6	62	62	14	62	14	62	62	70		
53	21	53	14	55	55	55	55	62	14	14	14		
62	22	62	55	6	18	81	81	90	18	18	90		
42	23	42	90	90	90	18	90	18	90	90	18		
8	24	8	18	18	8	90	18	8	81	81	81		
70	25	70	78	8	81	8	8	81	78	78	78		
81	26	81	42	42	42	42	42	42	53	53	53		
7	27	7	8	81	78	78	78						
97	28	97	81	78	6	53	53						
18	29	18	53	53									
14	30	14											




## European Talent Cup

### FIM JuniorGP 2024 - CIRCUITO DE JEREZ

#### Race 2

#### Best Sector Times

Sector 1			Sector 2			Sector 3			Ideal Lap	Best Lap
Pos	No Rider	Time	No Rider	Time	No Rider	Time	Pos	No Rider		
1	22 J.TORRES	26.469	73 V.PERRONE	16.422	95 L.ZANNI	31.547	1	97 M.MORELLI	1:48.168	1:48.376 (1)
2	7 B.FERNÁNDEZ	26.489	11 D.GONZÁLEZ	16.453	71 C.CANO	31.563	2	11 D.GONZÁLEZ	1:48.222	1:48.562 (4)
3	11 D.GONZÁLEZ	26.494	7 B.FERNÁNDEZ	16.454	97 M.MORELLI	31.565	3	33 E.BELLON	1:48.338	1:48.432 (2)
4	71 C.CANO	26.495	97 M.MORELLI	16.473	7 B.FERNÁNDEZ	31.585	4	31 G.PUGLIESE	1:48.353	1:48.699 (5)
5	73 V.PERRONE	26.501	31 G.PUGLIESE	16.474	47 Y.KARPUSHIN	31.594	5	7 B.FERNÁNDEZ	1:48.364	1:48.767 (7)
6	45 A.LONGARELA	26.517	47 Y.KARPUSHIN	16.476	11 D.GONZÁLEZ	31.598	6	45 A.LONGARELA	1:48.382	1:48.473 (3)
7	97 M.MORELLI	26.540	25 G.PÉREZ	16.480	33 E.BELLON	31.602	7	22 J.TORRES	1:48.391	1:48.727 (6)
8	47 Y.KARPUSHIN	26.568	22 J.TORRES	16.489	31 G.PUGLIESE	31.603	8	95 L.ZANNI	1:48.397	1:48.800 (8)
9	31 G.PUGLIESE	26.573	95 L.ZANNI	16.505	22 J.TORRES	31.621	9	73 V.PERRONE	1:48.417	1:48.865 (10)
10	26 P.ALSINA	26.588	33 E.BELLON	16.525	73 V.PERRONE	31.626	10	47 Y.KARPUSHIN	1:48.446	1:49.056 (12)
11	95 L.ZANNI	26.599	27 K.TINEZ	16.542	27 K.TINEZ	31.635	11	71 C.CANO	1:48.610	1:48.859 (9)
12	33 E.BELLON	26.623	34 S.IKEGAMI	16.562	45 A.LONGARELA	31.669	12	25 G.PÉREZ	1:48.733	1:48.870 (11)
13	14 E.GUTIÉRREZ	26.627	45 A.LONGARELA	16.575	26 P.ALSINA	31.705	13	27 K.TINEZ	1:48.823	1:49.176 (13)
14	4 G.TESINI	26.675	37 M.NIKOLIS	16.598	25 G.PÉREZ	31.717	14	26 P.ALSINA	1:48.824	1:49.177 (14)
15	27 K.TINEZ	26.687	26 P.ALSINA	16.656	55 M.LOU	31.808	15	34 S.IKEGAMI	1:49.153	1:49.546 (17)
16	70 K.DANIEL JR	26.709	81 M.GABARRINI	16.671	34 S.IKEGAMI	31.856	16	4 G.TESINI	1:49.253	1:49.418 (15)
17	25 G.PÉREZ	26.723	69 F.BUJOSA	16.680	37 M.NIKOLIS	31.866	17	37 M.NIKOLIS	1:49.259	1:49.421 (16)
18	37 M.NIKOLIS	26.750	55 M.LOU	16.687	70 K.DANIEL JR	31.873	18	55 M.LOU	1:49.433	1:49.968 (20)
19	55 M.LOU	26.758	90 L.AGOSTINELLI	16.687	4 G.TESINI	31.914	19	14 E.GUTIÉRREZ	1:49.571	1:49.730 (18)
20	62 A.ENRÍQUEZ	26.791	71 C.CANO	16.690	69 F.BUJOSA	31.935	20	70 K.DANIEL JR	1:49.575	1:49.769 (19)
21	34 S.IKEGAMI	26.795	4 G.TESINI	16.697	62 A.ENRÍQUEZ	31.969	21	62 A.ENRÍQUEZ	1:49.785	1:49.982 (21)
22	18 M.TAMBURINI	26.986	14 E.GUTIÉRREZ	16.714	14 E.GUTIÉRREZ	31.970	22	81 M.GABARRINI	1:50.003	1:50.358 (22)
23	8 E.BERTOLA	26.990	62 A.ENRÍQUEZ	16.715	42 J.FRELLSEN	32.098	23	8 E.BERTOLA	1:50.203	1:50.657 (24)
24	42 J.FRELLSEN	26.995	8 E.BERTOLA	16.718	81 M.GABARRINI	32.139	24	18 M.TAMBURINI	1:50.256	1:50.473 (23)
25	81 M.GABARRINI	27.023	70 K.DANIEL JR	16.728	90 L.AGOSTINELLI	32.200	25	90 L.AGOSTINELLI	1:50.265	1:50.787 (25)
26	6 B.CAILLET	27.083	18 M.TAMBURINI	16.850	18 M.TAMBURINI	32.250	26	42 J.FRELLSEN	1:50.451	1:50.791 (26)
27	90 L.AGOSTINELLI	27.101	42 J.FRELLSEN	16.886	8 E.BERTOLA	32.314	27	6 B.CAILLET	1:51.010	1:51.179 (27)
28	78 H.MIGNOT	27.242	53 K.VEIJER	17.002	78 H.MIGNOT	32.427	28	78 H.MIGNOT	1:51.195	1:51.591 (28)
29	53 K.VEIJER	27.361	6 B.CAILLET	17.006	53 K.VEIJER	32.453	29	53 K.VEIJER	1:51.599	1:51.722 (29)




## European Talent Cup

### FIM JuniorGP 2024 - CIRCUITO DE JEREZ

#### Race 2

#### Best Top Speed

No Rider	Team	Class	Top 1		Top 2		Top 3		Top 4		Top 5		Avg	
			Kph	Lap	Kph	Lap	Kph	Lap	Kph	Lap	Kph	Lap		
73	Valentín PERRONE	Frando Racing VHC Team	ETC	203.8	2	200.7	1	199.3	9	197.1	3	194.9	7	199.2
97	Marco MORELLI	MLav Racing	ETC	203.8	3	201.5	2	201.1	5	201.1	8	200.7	1	201.6
33	Enzo BELLON	Team Estrella Galicia 0,0	ETC	203.4	2	201.1	6	200.4	1	200.4	4	199.6	5	201.0
45	Alex LONGARELA	LIQUI MOLY HUSQVARNA INTACT GP JUNIOR TEAM	ETC	203.4	1	199.3	4	198.2	6	195.7	2	195.7	3	198.5
81	Matteo GABARRINI	TEAM ECHOVIT PASINI RACING	ETC	203.4	3	201.9	2	201.9	4	200.7	1	197.1	9	201.0
90	Luca AGOSTINELLI	TEAM ECHOVIT PASINI RACING	ETC	203.0	2	200.7	1	200.4	4	198.5	3	198.5	5	200.2
31	Giulio PUGLIESE	CFMOTO Aspar Junior Team	ETC	202.6	5	201.9	9	199.6	4	198.9	1	198.2	2	200.2
34	Seiryu IKEGAMI	PREICANOS RACING TEAM	ETC	202.6	1	200.0	9	199.3	3	198.5	2	196.4	4	199.4
47	Yaroslav KARPUSHIN	Frando Racing VHC Team	ETC	202.6	4	201.1	1	201.1	2	200.7	3	199.6	9	201.0
11	David GONZÁLEZ	AC RACING TEAM	ETC	202.2	3	201.5	2	201.1	5	200.7	9	199.6	1	201.0
25	Gonzalo PÉREZ	Team Larresport	ETC	202.2	3	201.5	1	201.5	2	199.3	4	198.5	5	200.6
8	Edoardo BERTOLA	EAGLE-1	ETC	201.9	1	200.0	3	200.0	4	198.5	2	197.8	6	199.6
7	Beñat FERNÁNDEZ	Frando Racing VHC Team	ETC	201.5	3	201.1	1	200.0	2	200.0	4	197.8	5	200.1
70	Kristian DANIEL JR	AGR TEAM	ETC	201.5	1	200.7	2	195.3	3	194.2	8	193.5	4	197.0
22	Jesús TORRES	Team Estrella Galicia 0,0	ETC	201.1	3	200.4	2	200.0	7	199.6	5	199.6	9	200.1
26	Pau ALSINA	Team Estrella Galicia 0,0	ETC	201.1	1	200.4	3	198.5	9	196.0	2	195.7	4	198.3
37	Marianos NIKOLIS	Team Estrella Galicia 0,0	ETC	200.7	3	200.0	1	199.3	5	198.9	2	198.5	6	199.5
6	Benjamin CAILLET	JEG TAKE OFF GP	ETC	200.4	1	193.9	2	193.5	3					195.9
18	Mathias TAMBURINI	TEAM ECHOVIT PASINI RACING	ETC	200.4	3	199.6	1	198.5	2	197.8	6	195.3	7	198.3
42	Julius FRELLSEN	JEG Racing	ETC	200.4	1	197.1	2	196.0	3	194.9	4	192.2	5	196.1
62	Alberto ENRÍQUEZ	84R TEAM	ETC	200.4	1	199.6	3	196.4	2	194.6	4	192.5	9	196.7
95	Leonardo ZANNI	MIR RACING FINETWORK TEAM	ETC	200.0	1	198.5	4	198.2	2	198.2	3	197.4	7	198.5
14	Edu GUTIÉRREZ	CFMOTO Aspar Junior Team	ETC	199.6	1	199.3	3	198.9	2	197.8	5	194.2	4	198.0
55	Mikey LOU	MIR RACING FINETWORK TEAM	ETC	199.3	1	198.5	3	198.2	2	196.4	4	195.3	5	197.5
4	Gabriel TESINI	AC RACING TEAM	ETC	198.9	1	198.2	3	197.8	5	196.7	4	196.4	2	197.6
78	Henri MIGNOT	BRS - Brechon Racing School	ETC	198.9	1	196.0	2	192.2	3	189.8	4	186.9	9	192.8
27	Kerman TINEZ	MIR RACING FINETWORK TEAM	ETC	198.2	2	197.4	1	196.7	4	194.2	3	188.8	8	195.1
53	Kiyano VEIJER	Ernst Dubbink Eveno racing	ETC	196.0	1	195.7	3	194.9	2	191.8	4	188.5	5	193.4
71	Carlos CANO	SeventyTwo Artbox Racing Team	ETC	196.0	2	195.3	1	195.3	3	194.9	9	194.6	5	195.2
69	Fernando BUJOSA	Team Estrella Galicia 0,0	ETC											




## European Talent Cup

### FIM JuniorGP 2024 - CIRCUITO DE JEREZ

#### Race 2

#### Fastest Lap Sequence

Elapsed	No	Rider	Team	Bike	Class	Time	Kph	Lap
3:45.493	71	Carlos CANO	SeventyTwo Artbox Racing Team	Honda	ETC	1:49.290	145.7	2
3:45.810	73	Valentín PERRONE	Frando Racing VHC Team	Honda	ETC	1:49.201	145.8	2
3:46.472	47	Yaroslav KARPUSHIN	Frando Racing VHC Team	Honda	ETC	1:49.056	146.0	2
3:47.321	95	Leonardo ZANNI	MIR RACING FINETWORK TEAM	Honda	ETC	1:48.826	146.3	2
3:48.126	97	Marco MORELLI	MLav Racing	Honda	ETC	1:48.675	146.5	2
11:02.260	11	David GONZÁLEZ	AC RACING TEAM	Honda	ETC	1:48.562	146.7	6
11:02.342	33	Enzo BELLON	Team Estrella Galicia 0.0	Honda	ETC	1:48.432	146.8	6
11:02.922	97	Marco MORELLI	MLav Racing	Honda	ETC	1:48.376	146.9	6



# European Talent Cup

## FIM JuniorGP 2024 - CIRCUITO DE JEREZ

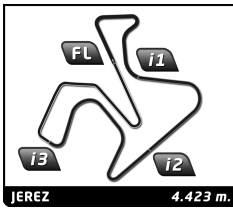
### Race 2

### Analysis by lap

Lapped

No	Lap Time	Gap	No	Lap Time	Gap	No	Lap Time	Gap	No	Lap Time	Gap	No	Lap Time	Gap							
<b>Lap 1</b>																					
31	1:56.203	0.000	8	1:50.657	6.357	62	1:49.982	6.088	37	1:49.675	4.981	4	1:50.072	6.936							
71	1:56.203	0.000	42	1:50.791	6.381	14	1:50.347	6.281	34	1:49.546	5.088	37	1:50.067	7.328							
33	1:56.324	0.121	81	1:50.358	6.590	81	1:50.024	6.312	27	1:50.480	6.500	26	1:50.061	7.331							
11	1:56.407	0.204	78	1:51.591	7.040	81	1:50.377	9.283	70	1:50.617	9.474	34	1:50.291	7.600							
22	1:56.582	0.379	53	1:51.722	8.214	18	1:50.818	9.325	55	1:50.551	9.640	27	1:50.527	9.323							
73	1:56.609	0.406	<b>Lap 3</b>																		
27	1:56.858	0.655	71	1:49.327	42	1:51.110	10.307	62	1:50.843	9.855	55	1:50.784	12.841								
25	1:56.919	0.716	73	1:49.068	0.058	78	1:52.004	12.408	90	1:51.169	13.614	62	1:50.965	13.162							
4	1:57.081	0.878	33	1:49.158	0.188	53	1:52.373	14.140	18	1:51.246	13.788	14	1:51.446	14.672							
34	1:57.146	0.943	31	1:49.512	0.242	<b>Lap 5</b>															
45	1:57.356	1.153	22	1:49.282	0.537	71	1:48.859	73	1:48.865	0.096	81	1:51.656	14.062								
47	1:57.416	1.213	27	1:49.176	0.653	31	1:49.127	0.543	42	1:50.878	14.292	78	1:53.539	27.875							
7	1:57.847	1.644	47	1:49.058	0.710	22	1:49.090	0.777	53	1:53.111	22.422	53	1:53.825	32.034							
26	1:58.416	2.213	11	1:49.799	1.080	11	1:48.774	0.782	<b>Lap 7</b>												
37	1:58.419	2.216	25	1:49.306	1.150	33	1:49.682	0.994	71	1:48.939	73	1:48.911	0.111								
95	1:58.495	2.292	7	1:48.921	1.159	47	1:49.304	1.140	11	1:48.838	0.185	71	1:49.165	0.004							
97	1:59.451	3.248	45	1:48.806	1.206	97	1:48.767	1.630	31	1:49.001	0.246	11	1:49.116	0.112							
62	1:59.540	3.337	95	1:48.889	1.390	7	1:49.647	1.977	22	1:48.832	0.563	31	1:48.863	0.137							
70	1:59.768	3.565	97	1:48.936	2.242	45	1:49.695	2.133	33	1:49.160	0.589	97	1:48.808	0.312							
6	1:59.869	3.666	26	1:49.652	2.425	25	1:49.783	2.156	97	1:48.640	0.649	33	1:48.808	0.353							
14	2:00.022	3.819	34	1:50.051	2.470	45	1:49.783	2.156	22	1:49.108	0.649	22	1:49.265	0.408							
55	2:00.058	3.855	37	1:49.825	3.363	25	1:49.682	2.420	95	1:49.108	2.044	47	1:49.630	3.648							
90	2:00.267	4.064	4	1:51.000	3.428	26	1:49.798	3.652	47	1:49.906	2.129	45	1:49.688	3.659							
18	2:00.766	4.563	70	1:50.283	5.000	4	1:49.418	4.171	45	1:49.758	2.390	7	1:49.775	3.740							
78	2:00.942	4.739	14	1:50.239	5.171	37	1:49.421	4.364	7	1:49.774	2.521	95	1:50.099	3.797							
42	2:01.083	4.880	62	1:50.215	5.343	34	1:50.297	4.600	25	1:49.422	2.715	25	1:49.566	3.923							
8	2:01.193	4.990	55	1:50.319	5.525	27	1:53.166	5.078	4	1:49.939	5.850	37	1:49.786	7.953							
81	2:01.725	5.522	18	1:51.325	7.744	70	1:50.716	7.915	37	1:50.205	6.247	4	1:50.212	7.987							
53	2:01.985	5.782	90	1:51.524	7.758	14	1:50.612	8.034	26	1:50.259	6.256	26	1:49.929	8.099							
<b>Lap 2</b>																					
71	1:49.290	81	1:50.880	8.143	62	1:50.841	8.070	34	1:50.146	6.295	34	1:49.881	8.320								
31	1:49.347	0.057	42	1:51.380	8.434	55	1:50.694	8.147	27	1:50.221	7.782	27	1:50.876	11.038							
73	1:49.201	0.317	78	1:51.928	9.641	81	1:51.040	11.464	70	1:50.417	10.952	55	1:50.543	14.223							
33	1:49.526	0.357	6	1:54.628	10.856	90	1:50.885	11.503	55	1:50.342	11.043	62	1:50.226	14.227							
22	1:49.493	0.582	53	1:52.117	11.004	18	1:51.134	11.600	62	1:50.267	11.183	70	1:50.710	14.353							
11	1:49.694	0.608	<b>Lap 4</b>																		
27	1:49.439	0.804	71	1:49.237	42	1:51.024	12.472	14	1:51.328	12.212	14	1:52.655	18.166								
47	1:49.056	0.979	73	1:49.269	0.090	78	1:52.046	15.595	18	1:51.808	16.657	90	1:51.293	21.665							
25	1:49.745	1.171	33	1:49.220	0.171	53	1:53.088	18.369	90	1:52.020	16.695	18	1:51.481	21.796							
7	1:49.211	1.565	31	1:49.270	0.275	<b>Lap 6</b>															
45	1:49.864	1.727	22	1:49.246	0.546	71	1:49.058	73	1:49.101	0.139	71	1:48.986									
34	1:50.093	1.746	47	1:49.222	0.695	31	1:48.699	0.184	73	1:48.993	0.118	73	1:48.958	0.157							
4	1:50.167	1.755	27	1:49.355	0.771	11	1:48.562	0.286	11	1:48.958	0.157	22	1:48.727	0.304							
95	1:48.826	1.828	11	1:49.024	0.867	33	1:48.432	0.368	22	1:48.727	0.304	31	1:49.175	0.435							
26	1:49.177	2.100	7	1:49.267	1.189	22	1:48.951	0.670	97	1:49.002	0.665	97	1:49.002	0.665							
97	1:48.675	2.633	45	1:49.263	1.232	97	1:48.376	0.948	33	1:49.103	0.706	33	1:49.103	0.706							
37	1:49.939	2.865	95	1:49.144	1.297	47	1:49.080	1.162	95	1:49.801	2.859	95	1:49.801	2.859							
70	1:49.769	4.044	25	1:49.684	1.597	7	1:48.473	1.571	7	1:49.591	3.126	45	1:49.728	3.132							
14	1:49.730	4.259	97	1:48.717	1.722	7	1:48.767	1.686	45	1:49.728	3.132	47	1:50.036	3.179							
62	1:50.408	4.455	26	1:49.525	2.713	95	1:48.800	1.875	25	1:49.789	3.518	25	1:49.789	3.518							
55	1:49.968	4.533	34	1:49.929	3.162	25	1:48.870	2.232	<b>Lap 8</b>												
6	1:51.179	5.555	4	1:49.421	3.612	4	1:49.737	4.850	71	1:48.986	73	1:48.993	0.118								
90	1:50.787	5.561	37	1:49.676	3.802	26	1:50.342	4.936	11	1:48.958	0.157	11	1:48.958	0.157							
18	1:50.473	5.746	70	1:50.295	6.058	<b>Lap 8</b>															





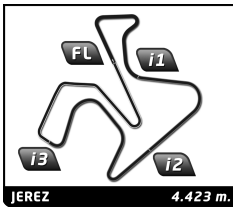
# European Talent Cup

## FIM JuniorGP 2024 - CIRCUITO DE JEREZ

### Race 2

#### Sector Analysis

_ Invalidated Lap							■ Personal Best							■ Session Best							B Crossing the pit lane													
Lap	Time	Sector 1	Sector 2	Sector 3	Sector 4	T.Spd	Lap	Time	Sector 1	Sector 2	Sector 3	Sector 4	T.Spd	Lap	Time	Sector 1	Sector 2	Sector 3	Sector 4	T.Spd	Lap	Time	Sector 1	Sector 2	Sector 3	Sector 4	T.Spd							
<b>71</b>	<b>Carlos CANO</b>						ESP	7	1:48.640	26.540	16.668	31.750	33.682	197.1	8	1:49.002	26.723	16.473	31.924	33.882	201.1	9	1:48.808	26.747	16.657	31.628	33.776	198.2						
	SeventyTwo Artbox Racing Team						Honda								<b>33</b>	<b>Enzo BELLON</b>						FRA												
	1 1:56.203 33.380 16.700 31.797 34.326 195.3														Team Estrella Galicia 0,0						Honda													
	2 1:49.290 26.806 16.690 31.653 34.141 196.0														1 1:56.324 33.562 16.634 31.906 34.222 200.4																			
	3 1:49.327 26.724 16.751 31.749 34.103 195.3														2 1:49.526 27.000 16.597 31.877 34.052 203.4																			
	4 1:49.237 26.668 16.725 31.806 34.038 191.2														3 1:49.158 26.701 16.594 31.823 34.040 199.3																			
	5 1:48.859 26.587 16.710 31.563 33.999 194.6														4 1:49.220 26.853 16.550 31.902 33.915 200.4																			
	6 1:49.058 26.640 16.818 31.685 33.915 193.2														5 1:49.682 26.623 16.642 32.333 34.084 199.6																			
	7 1:48.939 26.595 16.825 31.657 33.862 193.5														6 1:48.432 26.672 16.547 31.625 33.588 201.1																			
	8 1:48.986 26.495 16.821 31.754 33.916 192.9														7 1:49.160 26.698 16.641 31.975 33.846 197.8																			
	9 1:49.165 26.561 16.730 31.587 34.287 194.9														8 1:49.103 26.656 16.556 31.861 34.030 198.5																			
<b>73</b>	<b>Valentín PERRONE</b>						ARG	9	1:48.808	26.650	16.525	31.602	34.031	198.5							<b>22</b>	<b>Jesús TORRES</b>						ESP						
	Frando Racing VHC Team						Honda									Team Estrella Galicia 0,0						Honda												
	1 1:56.609 34.020 16.564 31.757 34.268 200.7														1 1:56.582 33.844 16.597 31.764 34.377 198.9																			
	2 1:49.201 26.926 16.422 31.959 33.894 203.8														2 1:49.493 27.023 16.489 31.955 34.026 200.4																			
	3 1:49.068 26.608 16.628 31.780 34.052 197.1														3 1:49.282 26.678 16.633 31.818 34.153 201.1																			
	4 1:49.269 26.698 16.679 31.868 34.024 194.6														4 1:49.246 26.709 16.552 31.868 34.117 198.2																			
	5 1:48.865 26.571 16.696 31.626 33.972 194.2														5 1:49.090 26.576 16.526 31.952 34.036 199.6																			
	6 1:49.101 26.608 16.811 31.727 33.955 194.6														6 1:48.951 26.758 16.612 31.769 33.812 198.2																			
	7 1:48.911 26.526 16.801 31.716 33.868 194.9														7 1:48.832 26.569 16.539 31.769 33.955 200.0																			
	8 1:48.993 26.514 16.715 31.813 33.951 192.2														8 1:48.727 26.469 16.530 31.816 33.912 198.9																			
	9 1:49.043 26.501 16.704 31.713 34.125 199.3														9 1:49.265 26.592 16.602 31.621 34.450 199.6																			
<b>11</b>	<b>David GONZÁLEZ</b>						ESP	<b>47</b>	<b>Yaroslav KARPUSHIN</b>						KGZ																			
	AC RACING TEAM						Honda		Frando Racing VHC Team						Honda																			
	1 1:56.407 33.643 16.690 32.137 33.937 199.6														1 1:57.416 34.976 16.629 31.933 33.878 201.1																			
	2 1:49.694 26.761 16.693 32.281 33.959 201.5														2 1:49.056 26.946 16.594 31.708 33.808 201.1																			
	3 1:49.799 26.714 16.453 32.772 33.860 202.2														3 1:49.058 26.871 16.643 31.594 33.950 200.7																			
	4 1:49.024 26.620 16.650 31.941 33.813 198.5														4 1:49.222 26.855 16.476 31.746 34.145 202.6																			
	5 1:48.774 26.614 16.509 31.794 33.857 201.1														5 1:49.304 26.711 16.558 31.979 34.056 199.3																			
	6 1:48.562 26.583 16.704 31.598 33.677 198.5														6 1:49.080 26.744 16.694 31.633 34.009 197.8																			
	7 1:48.838 26.532 16.727 31.826 33.753 194.9														7 1:49.906 26.568 16.728 32.389 34.221 197.8																			
	8 1:48.958 26.494 16.720 31.855 33.889 196.0														8 1:50.036 26.820 16.830 32.193 34.193 196.7																			
	9 1:49.116 26.608 16.615 31.841 34.052 200.7														9 1:49.630 26.851 16.673 32.012 34.094 199.6																			
<b>31</b>	<b>Giulio PUGLIESE</b>						ITA	<b>45</b>	<b>Alex LONGARELA</b>						ESP																			
	CFMOTO Aspar Junior Team						Honda		LIQUI MOLY HUSQVARNA INTACT C						Honda																			
	1 1:56.203 33.506 16.575 31.918 34.204 198.9														1 1:57.356 34.630 16.575 32.179 33.972 203.4																			
	2 1:49.347 26.925 16.627 31.715 34.080 198.2														2 1:49.864 26.946 16.673 32.341 33.904 195.7																			
	3 1:49.512 26.798 16.682 32.059 33.973 195.7														3 1:48.806 26.602 16.582 31.809 33.813 195.7																			
	4 1:49.270 26.703 16.581 32.072 33.914 199.6														4 1:49.263 26.717 16.623 31.887 34.036 199.3																			
	5 1:49.127 26.747 16.495 31.957 33.928 202.6														5 1:49.783 26.706 16.992 32.294 33.791 194.6																			
	6 1:48.699 26.741 16.652 31.603 33.703 196.7														6 1:48.473 26.592 16.591 31.669 33.621 198.2																			
	7 1:49.001 26.573 16.775 31.785 33.868 196.0														7 1:49.758 26.564 16.736 32.480 33.978 194.6																			
	8 1:49.175 26.667 16.557 32.062 33.889 197.1														8 1:49.728 26.517 16.863 32.004 34.344 194.6																			
	9 1:48.863 26.603 16.474 31.845 33.941 201.9														9 1:49.688 26.948 16.765 31.937 34.038 193.9																			
<b>97</b>	<b>Marco MORELLI</b>						ARG	<b>7</b>	<b>Beñat FERNÁNDEZ</b>						ESP																			
	MLav Racing						Honda		Frando Racing VHC Team						Honda																			
	1 1:59.451 35.654 16.912 32.749 34.136 200.7														1 1:57.847 35.363 16.750 31.670 34.064 201.1																			
	2 1:48.675 26.569 16.626 31.724 33.756 201.5														2 1:49.211 26.653 16.629 31.998 33.931 200.0																			
	3 1:48.936 26.581 16.526 31.890 33.939 203.8														3 1:48.921 26.590 16.454 31.585 34.292 201.5																			
	4 1:48.717 26.553 16.661 31.724 33.779 197.8																																	
	5 1:48.767 26.720 16.614 31.719 33.714 201.1																																	
	6 1:48.376 26.578 16.643 31.565 33.590 197.8																																	



# European Talent Cup

## FIM JuniorGP 2024 - CIRCUITO DE JEREZ

### Race 2

### Sector Analysis

— Invalidated Lap    ■ Personal Best    ■ Session Best    B Crossing the pit lane

Lap	Time	Sector 1	Sector 2	Sector 3	Sector 4	T.Sp
4	1:49.267	26.884	16.570	31.977	<b>33.836</b>	200.0
5	1:49.647	27.093	16.709	31.877	33.968	197.8
6	<b>1:48.767</b>	<b>26.489</b>	16.767	31.657	33.854	195.3
7	1:49.774	26.729	16.663	31.929	34.453	194.9
8	1:49.591	26.565	16.921	31.884	34.221	195.7
9	1:49.775	27.045	16.703	32.079	33.948	193.2

**95** **Leonardo ZANNI** ITA  
MIR RACING FINETWORK TEAM Honda

1	1:58.495	35.352	16.840	32.161	34.142	200.0
2	1:48.826	26.859	16.587	31.598	33.782	198.2
3	1:48.889	26.775	16.583	31.598	33.933	198.2
4	1:49.144	26.825	<b>16.505</b>	31.906	33.908	198.5
5	1:49.695	26.871	16.720	31.980	34.124	194.6
6	<b>1:48.800</b>	26.882	16.625	<b>31.547</b>	<b>33.746</b>	196.0
7	1:49.108	<b>26.599</b>	16.598	31.832	34.079	197.4
8	1:49.801	26.750	16.929	31.924	34.198	192.2
9	1:50.099	26.908	16.886	31.967	34.338	191.8

**25** **Gonzalo PÉREZ** ESP  
Team Larresport Honda

1	1:56.919	34.415	16.537	31.909	34.058	201.5
2	1:49.745	26.943	<b>16.480</b>	32.131	34.191	201.5
3	1:49.306	26.876	16.488	31.907	34.035	202.2
4	1:49.684	27.247	16.569	31.937	33.931	199.3
5	1:49.682	26.737	16.651	32.111	34.183	198.5
6	<b>1:48.870</b>	26.735	16.605	<b>31.717</b>	<b>33.813</b>	198.5
7	1:49.422	<b>26.723</b>	16.796	31.990	33.913	193.2
8	1:49.789	26.804	16.748	32.182	34.055	197.1
9	1:49.566	26.836	16.702	32.015	34.013	196.4

**37** **Marianos NIKOLIS** AUS  
Team Estrella Galicia 0,0 Honda

1	1:58.419	35.280	16.770	32.069	34.300	200.0
2	1:49.939	27.252	16.677	<b>31.866</b>	34.144	198.9
3	1:49.825	26.876	16.677	31.892	34.380	200.7
4	1:49.676	26.975	<b>16.598</b>	32.058	<b>34.045</b>	197.8
5	<b>1:49.421</b>	<b>26.750</b>	16.643	31.911	34.117	199.3
6	1:49.675	26.832	16.681	32.052	34.110	198.5
7	1:50.205	27.081	16.686	31.991	34.447	197.1
8	1:50.067	27.009	16.907	31.966	34.185	197.4
9	1:49.786	26.901	16.697	31.951	34.237	198.2

**4** **Gabriel TESINI** ITA  
AC RACING TEAM Honda

1	1:57.081	34.248	<b>16.697</b>	32.169	<b>33.967</b>	198.9
2	1:50.167	27.030	16.819	32.128	34.190	196.4
3	1:51.000	27.803	16.716	32.190	34.291	198.2
4	1:49.421	26.715	16.753	31.926	34.027	196.7
5	<b>1:49.418</b>	<b>26.675</b>	16.737	<b>31.914</b>	34.092	197.8
6	1:49.737	26.762	16.820	32.013	34.142	196.0
7	1:49.939	26.828	16.886	31.994	34.231	192.9
8	1:50.072	26.785	17.008	32.107	34.172	192.2
9	1:50.212	26.919	16.992	32.170	34.131	192.5

**26** **Pau ALSINA** ESP  
Team Estrella Galicia 0,0 Honda

1	1:58.416	35.429	16.846	31.977	34.164	201.1
2	<b>1:49.177</b>	26.803	16.755	31.744	<b>33.875</b>	196.0
3	1:49.652	26.928	<b>16.656</b>	<b>31.705</b>	34.363	200.4
4	1:49.525	<b>26.588</b>	16.744	31.907	34.286	195.7
5	1:49.798	26.777	16.858	31.907	34.256	192.5
6	1:50.342	26.845	16.998	32.087	34.412	190.5
7	1:50.259	26.946	16.782	32.165	34.366	193.9
8	1:50.061	26.893	16.961	31.858	34.349	192.9
9	1:49.929	26.970	16.717	32.102	34.140	198.5

**34** **Seiryu IKEGAMI** JPN  
PREICANOS RACING TEAM Honda

1	1:57.146	34.502	<b>16.562</b>	32.142	<b>33.940</b>	202.6
2	1:50.093	27.037	16.727	31.953	34.376	198.5
3	1:50.051	27.192	16.691	<b>31.856</b>	34.312	199.3
4	1:49.929	26.945	16.795	31.934	34.255	196.4
5	1:50.297	26.917	16.938	32.169	34.273	194.2
6	<b>1:49.546</b>	26.808	16.732	31.898	34.108	196.4
7	1:50.146	26.901	16.764	32.197	34.284	196.0
8	1:50.291	26.801	17.036	32.131	34.323	194.9
9	1:49.881	<b>26.795</b>	16.642	32.210	34.234	200.0

**27** **Kerman TINEZ** VEN  
MIR RACING FINETWORK TEAM Honda

1	1:56.858	33.938	16.789	31.910	34.221	197.4
2	1:49.439	26.890	16.559	32.031	<b>33.959</b>	198.2
3	<b>1:49.176</b>	<b>26.687</b>	16.726	<b>31.635</b>	34.128	194.2
4	1:49.355	26.810	<b>16.542</b>	31.883	34.120	196.7
5	1:53.166	27.071	18.704	33.108	34.283	155.8
6	1:50.480	27.098	16.975	31.999	34.408	188.2
7	1:50.221	26.764	17.024	32.032	34.401	187.5
8	1:50.527	26.747	17.049	32.198	34.533	188.8
9	1:50.876	26.981	17.109	32.195	34.591	188.2

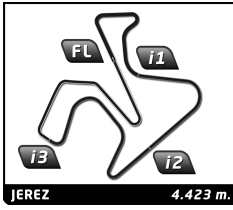
**55** **Mikey LOU** USA  
MIR RACING FINETWORK TEAM Honda

1	2:00.058	35.696	17.076	32.828	34.458	199.3
2	<b>1:49.968</b>	26.955	16.779	<b>31.808</b>	34.426	198.2
3	1:50.319	26.956	16.703	32.106	34.554	198.5
4	1:50.024	26.867	<b>16.687</b>	32.272	34.198	196.4
5	1:50.694	27.149	16.702	32.445	34.398	195.3
6	1:50.551	27.060	16.923	32.348	34.220	194.2
7	1:50.342	<b>26.758</b>	17.006	32.224	34.354	192.2
8	1:50.784	26.957	17.166	32.396	34.265	189.8
9	1:50.543	27.061	17.089	32.213	<b>34.180</b>	194.9

**62** **Alberto ENRÍQUEZ** ECU  
84R TEAM Honda

1	1:59.540	35.566	17.012	32.488	34.474	200.4
2	1:50.408	26.840	16.765	32.065	34.738	196.4
3	1:50.215	27.110	<b>16.715</b>	<b>31.969</b>	34.421	199.6
4	<b>1:49.982</b>	<b>26.791</b>	16.794	32.031	34.366	194.6
5	1:50.841	26.933	16.966	32.371	34.571	189.1
6	1:50.843	27.035	16.977	32.496	34.335	190.1
7	1:50.267	26.975	16.910	32.072	<b>34.310</b>	191.5
8	1:50.965	26.922	17.154	32.248	34.641	190.1
9	1:50.226	26.846	16.940	32.012	34.428	192.5





# European Talent Cup


## FIM JuniorGP 2024 - CIRCUITO DE JEREZ

### Race 2

### Sector Analysis

— Invalidated Lap   ■ Personal Best   ■ Session Best   B Crossing the pit lane

Lap	Time	Sector 1	Sector 2	Sector 3	Sector 4	T.Sp	Lap	Time	Sector 1	Sector 2	Sector 3	Sector 4	T.Sp	
<b>70</b>	<b>Kristian DANIEL JR</b>						USA	7	1:53.857	27.199	17.105	34.571	34.982	192.9
	AGR TEAM						Honda	8	1:50.762	27.129	17.013	32.180	34.440	193.2
							9	1:50.457	27.088	16.845	<b>32.139</b>	34.385	197.1	
1	1:59.768	35.758	17.086	32.659	<b>34.265</b>	201.5	<b>78</b> <b>Henri MIGNOT</b>							FRA
2	<b>1:49.769</b>	<b>26.709</b>	<b>16.728</b>	<b>31.873</b>	34.459	200.7	BRS - Brechon Racing School						Honda	
3	1:50.283	26.993	16.894	31.884	34.512	195.3	1	2:00.942	35.879	17.030	33.164	34.869	198.9	
4	1:50.295	26.969	16.920	31.993	34.413	193.5	2	<b>1:51.591</b>	27.288	<b>17.011</b>	32.777	<b>34.515</b>	196.0	
5	1:50.716	27.030	16.880	32.269	34.537	193.5	3	1:51.928	27.381	17.043	32.492	35.012	192.2	
6	1:50.617	27.061	17.070	32.107	34.379	190.8	4	1:52.004	27.353	17.105	32.602	34.944	189.8	
7	1:50.417	26.885	17.021	32.075	34.436	190.8	5	1:52.046	<b>27.242</b>	17.224	<b>32.427</b>	35.153	186.2	
8	1:50.838	27.013	17.230	32.122	34.473	194.2	6	1:52.401	27.383	17.365	32.559	35.094	184.9	
9	1:50.710	27.037	17.062	31.969	34.642	191.8	7	1:53.323	27.524	17.495	32.983	35.321	184.0	
<b>14</b> <b>Edu GUTIÉRREZ</b>							ESP	8	1:53.539	27.760	17.512	32.860	35.407	184.6
CFMOTO Aspar Junior Team						Honda	9	1:53.055	27.582	17.367	32.811	35.295	186.9	
1	2:00.022	36.323	16.880	32.521	34.298	199.6	<b>53</b> <b>Kiyano VEIJER</b>							NLD
2	<b>1:49.730</b>	<b>26.627</b>	16.740	<b>31.970</b>	34.393	198.9	Ernst Dubbink Eveno racing						Honda	
3	1:50.239	26.902	16.854	31.997	34.486	199.3	1	2:01.985	36.284	17.329	33.345	35.027	196.0	
4	1:50.347	27.051	<b>16.714</b>	32.322	<b>34.260</b>	194.2	2	<b>1:51.722</b>	27.433	17.053	<b>32.453</b>	<b>34.783</b>	194.9	
5	1:50.612	26.965	16.763	32.508	34.376	197.8	3	1:52.117	27.431	<b>17.002</b>	32.547	35.137	195.7	
6	1:50.847	27.014	17.019	32.331	34.483	190.5	4	1:52.373	<b>27.361</b>	17.116	32.522	35.374	191.8	
7	1:51.328	27.538	17.109	32.151	34.530	191.5	5	1:53.088	27.516	17.205	32.697	35.670	188.5	
8	1:51.446	27.081	17.258	32.408	34.699	190.5	6	1:53.111	27.521	17.439	32.874	35.277	186.5	
9	1:52.655	27.402	17.331	32.835	35.087	190.5	7	1:53.712	27.695	17.450	33.206	35.361	185.2	
<b>90</b> <b>Luca AGOSTINELLI</b>							VNM	8	1:53.825	27.759	17.581	33.127	35.358	185.2
TEAM ECHOVIT PASINI RACING						Honda	9	1:54.037	27.730	17.530	33.224	35.553	186.5	
1	2:00.267	35.221	17.559	33.134	34.353	200.7	<b>8</b> <b>Edoardo BERTOLA</b>							ITA
2	<b>1:50.787</b>	27.184	<b>16.687</b>	32.593	34.323	203.0	EAGLE-1						Honda	
3	1:51.524	27.539	16.925	<b>32.200</b>	34.860	198.5	1	2:01.193	36.604	16.918	33.152	34.519	201.9	
4	1:50.956	27.210	16.773	32.696	<b>34.277</b>	200.4	2	<b>1:50.657</b>	27.354	<b>16.718</b>	32.404	<b>34.181</b>	198.5	
5	1:50.885	<b>27.101</b>	16.821	32.304	34.659	198.5	3	1:50.996	27.072	16.743	<b>32.314</b>	34.867	200.0	
6	1:51.169	27.129	16.912	32.558	34.570	197.8	4	1:51.107	27.225	16.739	32.563	34.580	200.0	
7	1:52.020	27.277	17.074	32.638	35.031	193.9	5	1:50.793	<b>26.990</b>	16.773	32.375	34.655	196.0	
8	1:51.824	27.199	17.255	32.777	34.593	194.9	6	1:51.121	27.066	16.864	32.558	34.633	197.8	
9	1:51.293	27.254	17.017	32.469	34.553	193.5	<b>42</b> <b>Julius FRELLSEN</b>							DNK
<b>18</b> <b>Mathias TAMBURINI</b>							ITA	JEG Racing						Honda
TEAM ECHOVIT PASINI RACING						Honda	1	2:01.083	36.444	16.924	33.110	34.605	200.4	
1	2:00.766	36.228	16.959	33.126	34.453	199.6	2	<b>1:50.791</b>	27.239	<b>16.886</b>	<b>32.098</b>	34.568	197.1	
2	<b>1:50.473</b>	27.142	16.890	32.271	<b>34.170</b>	198.5	3	1:51.380	27.424	16.960	32.308	34.688	196.0	
3	1:51.325	27.397	16.977	<b>32.250</b>	34.701	200.4	4	1:51.110	27.082	16.892	32.306	34.830	194.9	
4	1:50.818	<b>26.986</b>	16.957	32.416	34.459	194.9	5	1:51.024	27.149	16.971	32.220	34.684	192.2	
5	1:51.134	27.124	<b>16.850</b>	32.292	34.868	194.9	6	1:50.878	27.178	17.046	32.182	<b>34.472</b>	191.2	
6	1:51.246	27.116	16.962	32.761	34.407	197.8	<b>6</b> <b>Benjamin CAILLET</b>							FRA
7	1:51.808	27.212	16.993	32.416	35.187	195.3	JEG TAKE OFF GP						Honda	
8	1:51.805	27.163	17.300	32.658	34.684	192.2	1	1:59.869	35.514	<b>17.006</b>	32.906	<b>34.443</b>	200.4	
9	1:51.481	27.169	17.188	32.502	34.622	191.5	2	<b>1:51.179</b>	<b>27.083</b>	17.138	<b>32.478</b>	34.480	193.9	
<b>81</b> <b>Matteo GABARRINI</b>							ITA	3	1:54.628	29.885	17.083	32.772	34.888	193.5
TEAM ECHOVIT PASINI RACING						Honda								
1	2:01.725	36.855	16.954	33.258	34.658	200.7								
2	<b>1:50.358</b>	27.085	16.783	32.283	34.207	201.9								
3	1:50.880	27.057	<b>16.671</b>	32.340	34.812	203.4								
4	1:50.377	<b>27.023</b>	16.689	32.495	<b>34.170</b>	201.9								
5	1:51.040	27.081	16.908	32.161	34.890	194.2								
6	1:51.656	27.060	16.989	32.934	34.673	193.5								

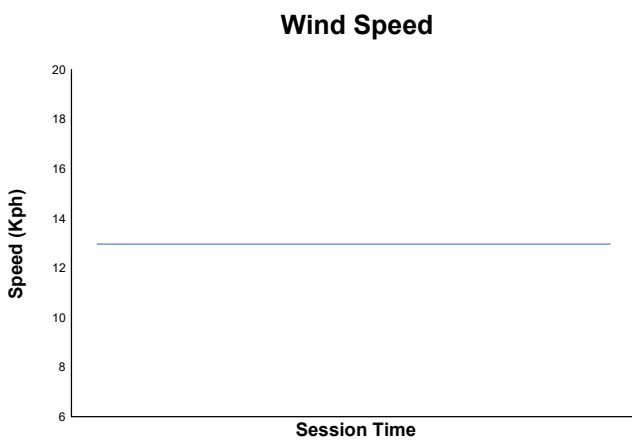
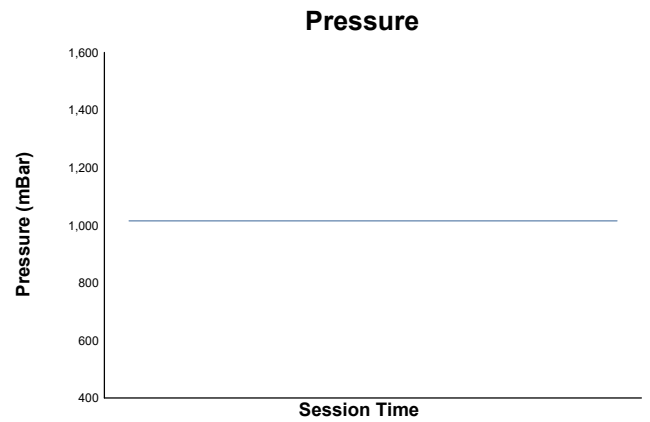
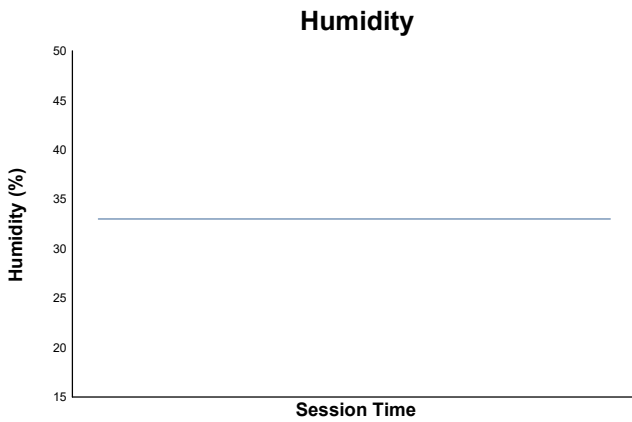
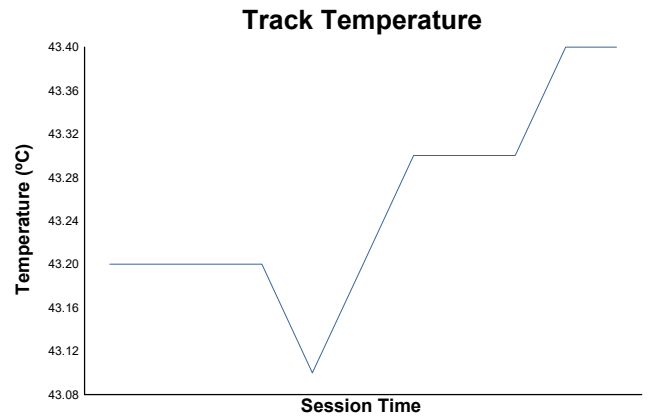
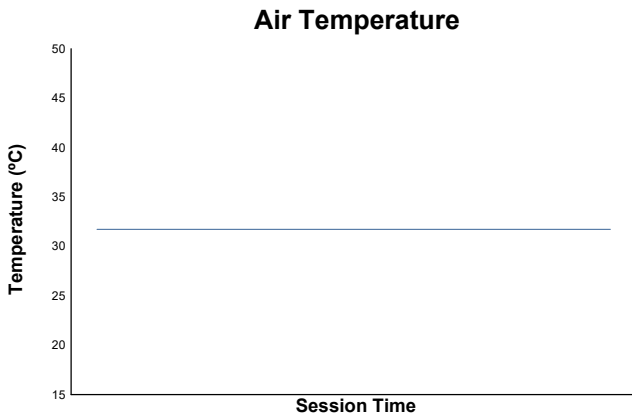


# FIM JuniorGP 2024 - CIRCUITO DE JEREZ

European Talent Cup

Race 2

Weather Report



Track Status: **DRY**