

ETC FIM JUNIORGP WORLD CHAMPIONSHIP | RACE (15 Laps, 62,7 km.)

Classification

No	Rider	Nat	Team	Bike	Tires	Cl.	Laps	Total Time	Gap	Kph	Best Lap		
											Lap	Time	Kph
1	73 VALENTÍN PERRONE	ARG	FRANDO RACING VHC TEAM	HONDA	ETC		15	26:46.741	-	140.6	14	1:46.118	141.9
2	31 GIULIO PUGLIESE	ITA	CFMOTO ASPAR JUNIOR TEAM	HONDA	ETC		15	26:46.744	+0.003	140.6	14	1:46.087	141.9
3	11 DAVID GONZÁLEZ	SPA	AC RACING TEAM	HONDA	ETC		15	26:46.745	+0.004	140.5	14	1:46.019	142.0
4	7 BEÑAT FERNÁNDEZ	SPA	FRANDO RACING VHC TEAM	HONDA	ETC		15	26:46.850	+0.109	140.5	10	1:46.313	141.6
5	97 MARCO MORELLI	ARG	MLAV RACING	HONDA	ETC		15	26:46.864	+0.123	140.5	15	1:45.980	142.1
6	71 CARLOS CANO	SPA	SEVENTY TWO ARTBOX RACING TEAM	HONDA	ETC		15	26:47.523	+0.782	140.5	10	1:46.293	141.6
7	4 GABRIEL TESINI	ITA	AC RACING TEAM	HONDA	ETC		15	26:48.714	+1.973	140.4	10	1:46.433	141.5
8	22 JESÚS TORRES	SPA	TEAM ESTRELLA GALICIA 0.0	HONDA	ETC		15	26:48.725	+1.984	140.4	12	1:46.193	141.8
9	27 KERMAN TINEZ	VEN	MIR RACING FINETWORK TEAM	HONDA	ETC		15	26:48.804	+2.063	140.4	13	1:46.199	141.8
10	33 ENZO BELLON	FRA	TEAM ESTRELLA GALICIA 0.0	HONDA	ETC		15	26:51.696	+4.955	140.1	6	1:46.407	141.5
11	34 SEIRYU IKEGAMI	JPN	PREICANOS RACING TEAM	HONDA	ETC		15	26:55.632	+8.891	139.8	7	1:46.453	141.4
12	55 MIKEY LOU	USA	MIR RACING FINETWORK TEAM	HONDA	ETC		15	27:00.095	+13.354	139.4	13	1:46.836	140.9
13	70 KRISTIAN DANIEL JR	USA	AGR TEAM	HONDA	ETC		15	27:00.134	+13.393	139.4	3	1:46.719	141.1
14	45 ALEX LONGARELA	SPA	IGAXTEAM	HONDA	ETC		15	27:00.196	+13.455	139.4	6	1:46.808	141.0
15	32 TRAVIS BORG	MLT	AGR TEAM	HONDA	ETC		15	27:00.247	+13.506	139.4	12	1:46.730	141.1
16	90 LUCA AGOSTINELLI	VIE	TEAM ECHOVIT PASINI RACING	HONDA	ETC		15	27:00.588	+13.847	139.3	3	1:46.813	140.9
17	25 GONZALO PÉREZ	SPA	TEAM LARRESPORT	HONDA	ETC		15	27:07.212	+20.471	138.8	4	1:47.337	140.3
18	8 EDOARDO BERTOLA	ITA	EAGLE-1	HONDA	ETC		15	27:12.942	+26.201	138.3	8	1:47.579	139.9
19	37 MARIANOS NIKOLIS	AUS	TEAM ESTRELLA GALICIA 0.0	HONDA	ETC		15	27:13.600	+26.859	138.2	4	1:47.699	139.8
20	43 AMANUEL BRINTON	GBR	BRITISH TALENT TEAM - MLAV RACING	HONDA	ETC		15	27:13.627	+26.886	138.2	3	1:47.569	140.0
21	36 EVAN BOXBERGER	FRA	JEG TAKE OFF GP	HONDA	ETC		15	27:17.639	+30.898	137.9	10	1:48.056	139.3
22	14 EDU GUTIÉRREZ	SPA	CFMOTO ASPAR JUNIOR TEAM	HONDA	ETC		15	27:17.649	+30.908	137.9	2	1:47.646	139.9
23	10 AFONSO ALMEIDA	POR	AGR TEAM	HONDA	ETC		15	27:17.665	+30.924	137.9	3	1:47.616	139.9
24	99 RÉMY SANJUAN	FRA	MÉCAPROJETS TEAM ADO	HONDA	ETC		15	27:31.699	+44.958	136.7	7	1:48.903	138.2
25	41 YVONNE CERPA	SPA	ILUSION RACING	HONDA	ETC		15	27:31.763	+45.022	136.7	7	1:49.079	138.0
26	81 MATTEO GABARRINI	ITA	TEAM ECHOVIT PASINI RACING	HONDA	ETC		15	27:40.276	+53.535	136.0	9	1:48.101	139.3

Not classified

23	IGNACIO GALÁN	SPA	TEAM IMPALA HONDA	HONDA	ETC		11	20:24.355			3	1:47.564	140.0
26	PAU ALSINA	SPA	TEAM ESTRELLA GALICIA 0.0	HONDA	ETC		2	6:38.081					

Retired

69	FERNANDO BUJOSA	SPA	TEAM ESTRELLA GALICIA 0.0	HONDA	ETC		11	19:40.849			3	1:46.138	141.8
30	MATTHIAS ROSTAGNI	FRA	BRS - BRECHON RACING SCHOOL	HONDA	ETC		2	3:43.089			2	1:47.866	139.6

Pole Position:

DAVID GONZÁLEZ

Fastest Lap:

Lap15

MARCO MORELLI



1:45.980

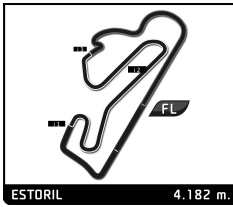
142.1 Kph

#33 PLUS 3 SECONDS FOR TRACK LIMITS

Published at: 12:35

Track Status: DRY

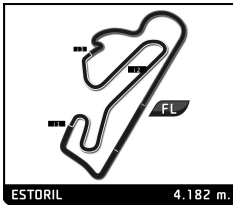
Clerk of the Course: João Pedro Lima		Timekeeper: Jorge Pinto	
--	---	-----------------------------------	---



ETC FIM JUNIORGP WORLD CHAMPIONSHIP ESTORIL II 2024 RACE

Sector Analysis

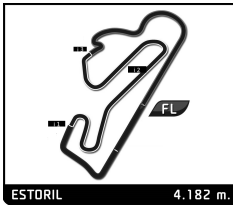
— Invalidated Lap							■ Personal Best							■ Session Best							B Crossing the pit lane																																																																												
Lap	Time	Sector 1	Sector 2	Sector 3	Sector 4	T.Sp	Lap	Time	Sector 1	Sector 2	Sector 3	Sector 4	T.Sp	Lap	Time	Sector 1	Sector 2	Sector 3	Sector 4	T.Sp	Lap	Time	Sector 1	Sector 2	Sector 3	Sector 4	T.Sp																																																																						
73 VALENTÍN PERRONE ARG							FRANDO RACING VHC TEAM HONDA							1 1:51.681 26.269 27.671 24.480 33.261 150.7							2 1:47.053 21.494 27.917 24.345 33.297 227.1																																																																												
1	1:51.844	26.037	27.873	24.680	33.254	146.1	3	1:46.723	21.688	27.328	24.430	33.277	227.1	4	1:46.364	21.468	27.439	24.374	33.083	225.3	5	1:46.664	21.548	27.344	24.540	33.232	227.6	6	1:47.184	21.711	27.736	24.358	33.379	226.2	7	1:46.929	21.690	27.402	24.587	33.250	222.5	8	1:47.064	21.608	27.594	24.383	33.479	221.6	9	1:46.597	21.597	27.467	24.235	33.298	227.1	10	1:46.313	21.507	27.339	24.326	33.141	216.9	11	1:46.611	21.388	27.584	24.410	33.229	225.3	12	1:47.169	21.727	27.657	24.391	33.394	218.1	13	1:47.563	21.615	27.743	24.726	33.479	223.9	14	1:46.348	21.653	27.496	24.325	33.315	223.4	15	1:46.757	21.441	27.288	24.469	33.559	221.6
31 GIULIO PUGLIESE ITA							CFMOTO ASPAR JUNIOR TEAM HONDA							1 1:51.842 26.108 27.781 24.803 33.150 142.9							2 1:46.843 21.502 27.713 24.250 33.378 224.8																																																																												
1	1:51.333	25.986	27.755	24.218	33.374	146.1	3	1:46.482	21.532	27.278	24.430	33.242	228.5	4	1:46.166	21.382	27.336	24.200	33.248	228.5	5	1:46.937	21.330	27.545	24.353	33.709	225.3	6	1:47.599	22.150	27.550	24.413	33.486	217.7	7	1:46.477	21.573	27.402	24.389	33.113	227.6	8	1:47.158	21.591	27.635	24.445	33.487	223.0	9	1:46.394	21.321	27.555	24.164	33.354	222.5	10	1:46.421	21.302	27.573	24.161	33.385	220.8	11	1:46.805	21.389	27.646	24.353	33.417	218.6	12	1:47.147	21.602	27.776	24.310	33.459	221.2	13	1:47.436	21.588	27.764	24.536	33.548	220.8	14	1:47.177	21.820	27.335	24.469	33.553	217.3	15	1:45.980	21.522	27.359	24.115	32.984	228.1
71 CARLOS CANO SPA							SEVENTY TWO ARTBOX RACING TI HONDA							1 1:52.255 26.585 27.495 24.828 33.347 147.1							2 1:46.388 21.206 27.514 24.247 33.421 225.3																																																																												
1	1:51.396	25.905	27.903	24.335	33.253	144.4	3	1:46.499	21.191	27.325	24.394	33.589	229.0	4	1:46.621	21.664	27.389	24.397	33.171	225.7	5	1:46.599	21.350	27.457	24.447	33.345	227.1	6	1:47.210	21.457	27.476	24.477	33.800	225.7	7	1:47.371	22.020	27.476	24.409	33.466	222.5	8	1:46.931	21.433	27.532	24.429	33.537	225.7	9	1:46.828	21.533	27.606	24.609	33.080	231.4	10	1:46.293	21.315	27.344	24.312	33.322	229.5	11	1:46.463	21.472	27.423	24.212	33.356	226.2	12	1:47.295	21.613	27.591	24.618	33.473	225.7	13	1:47.342	21.407	27.633	24.766	33.536	227.6	14	1:46.805	21.538	27.340	24.243	33.684	231.9	15	1:46.623	21.556	27.486	24.059	33.522	226.2
4 GABRIEL TESINI ITA							AC RACING TEAM HONDA							1 1:53.426 26.493 27.852 24.698 34.383 149.1							2 1:47.123 21.623 27.394 24.453 33.653 223.9																																																																												
1	1:46.814	21.646	27.383	24.621	33.164	217.3	3	1:47.299	21.737	27.513	24.485	33.564	221.6	4	1:46.564	21.453	27.337	24.574	33.200	224.4	5	1:46.525	21.462	27.392	24.260	33.411	224.8	6	1:47.598	21.743	27.722	24.735	33.398	223.9	7	1:46.799	21.618	27.551	24.366	33.264	224.4	8	1:47.155	21.655	27.455	24.472	33.573	222.1	9	1:46.887	21.426	27.571	24.680	33.210	223.9	10	1:46.525	21.462	27.392	24.260	33.411	224.8	11	1:46.231	21.509	27.186	24.401	33.135	224.4	12	1:47.134	21.392	27.600	24.612	33.530	223.9	13	1:47.017	21.447	27.487	24.718	33.365	224.8	14	1:46.019	21.393	27.324	24.180	33.122	224.4	15	1:46.789	21.384	27.293	24.429	33.683	223.4
11 DAVID GONZÁLEZ SPA							AC RACING TEAM HONDA							1 1:52.255 26.585 27.495 24.828 33.347 147.1							2 1:46.388 21.206 27.514 24.247 33.421 225.3																																																																												
1	1:46.814	21.646	27.383	24.621	33.164	217.3	3	1:46.499	21.191	27.325	24.394	33.589	229.0	4	1:46.621	21.664	27.389	24.397	33.171	225.7	5	1:46.599	21.350	27.457	24.447	33.345	227.1	6	1:47.210	21.457	27.476	24.477	33.800	225.7	7	1:47.371	22.020	27.476	24.409	33.466	222.5	8	1:46.931	21.433	27.532	24.429	33.537	225.7	9	1:46.828	21.533	27.606	24.609	33.080	231.4	10	1:46.293	21.315	27.344	24.312	33.322	229.5	11	1:46.463	21.472	27.423	24.212	33.356	226.2	12	1:47.295	21.613	27.591	24.618	33.473	225.7	13	1:47.342	21.407	27.633	24.766	33.536	227.6	14	1:46.805	21.538	27.340	24.243	33.684	231.9	15	1:46.623	21.556	27.486	24.059	33.522	226.2
7 BEÑAT FERNÁNDEZ SPA							FRANDO RACING VHC TEAM HONDA							1 1:53.426 26.493 27.852 24.698 34.383 149.1							2 1:47.123 21.623 27.394 24.453 33.653 223.9																																																																												
1	1:46.814	21.646	27.383	24.621	33.164	217.3	3	1:47.299	21.737	27.513	24.485	33.564	221.6	4	1:46.564	21.453	27.337	24.574	33.200	224.4	5	1:46.525	21.462	27.392	24.260	33.411	224.8	6	1:47.598	21.743	27.722	24.735	33.398	223.9	7	1:46.799	21.618	27.551	24.366	33.264	224.4	8	1:47.155	21.655	27.455	24.472	33.573	222.1	9	1:46.887	21.426	27.571	24.680	33.210	223.9	10	1:46.525	21.462	27.392	24.260	33.411	224.8	11	1:46.231	21.509	27.186	24.401	33.135	224.4	12	1:47.134	21.392	27.600	24.612	33.530	223.9	13	1:47.017	21.447	27.487	24.718	33.365	224.8	14	1:46.019	21.393	27.324	24.180	33.122	224.4	15	1:46.789	21.384	27.293	24.429	33.683	223.4



ETC FIM JUNIORGP WORLD CHAMPIONSHIP ESTORIL II 2024 RACE

Sector Analysis

— Invalidated Lap							■ Personal Best	■ Session Best	B Crossing the pit lane					
Lap	Time	Sector 1	Sector 2	Sector 3	Sector 4	T.Sp	Lap	Time	Sector 1	Sector 2	Sector 3	Sector 4	T.Sp	
4	1:46.782	21.600	27.263	24.540	33.379	221.6	7	1:46.765	21.515	27.562	24.322	33.366	228.1	
5	1:46.713	21.551	27.332	24.457	33.373	221.6	8	1:46.764	21.557	27.465	24.505	33.237	220.3	
6	1:47.039	21.496	27.694	24.390	33.459	223.4	9	1:46.538	21.432	27.517	24.081	33.508	226.7	
7	1:46.728	21.399	27.503	24.340	33.486	223.9	10	1:47.227	21.601	27.450	24.486	33.690	216.0	
8	1:46.570	21.399	27.429	24.330	33.412	223.0	11	1:46.732	21.374	27.357	24.652	33.349	225.7	
9	1:46.469	21.403	27.432	24.210	33.424	224.4	12	1:46.989	21.296	27.515	24.468	33.710	226.2	
10	1:46.433	21.394	27.435	24.251	33.353	224.8	13	1:46.949	21.395	27.459	24.651	33.444	228.1	
11	1:46.719	21.551	27.406	24.279	33.483	225.3	14	1:46.991	21.597	27.616	24.080	33.698	227.1	
12	1:46.842	21.620	27.337	24.490	33.395	222.1	15	1:47.552	21.336	27.498	24.188	34.530	229.0	
13	1:46.915	21.400	27.457	24.487	33.571	225.3								
14	1:46.513	21.368	27.320	24.373	33.452	223.4								
15	1:47.143	21.304	27.406	24.535	33.898	222.1								
22 JESÚS TORRES SPA														
TEAM ESTRELLA GALICIA 0,0 HONDA														
1	1:53.578	26.764	27.940	24.438	34.436	150.5								
2	1:47.006	21.537	27.512	24.466	33.491	228.5								
3	1:46.916	21.528	27.487	24.528	33.373	228.1								
4	1:46.928	21.519	27.521	24.532	33.356	222.5								
5	1:47.175	21.577	27.443	24.641	33.514	221.6								
6	1:47.190	21.428	27.587	24.732	33.443	226.7								
7	1:46.837	21.371	27.701	24.459	33.306	230.0								
8	1:46.256	21.178	27.350	24.443	33.285	231.4								
9	1:46.382	21.413	27.431	24.336	33.202	224.8								
10	1:46.636	21.383	27.385	24.587	33.281	225.7								
11	1:46.436	21.299	27.476	24.317	33.344	230.9								
12	1:46.193	21.184	27.488	24.301	33.220	226.2								
13	1:46.811	21.222	27.493	24.612	33.484	226.7								
14	1:46.858	21.462	27.492	24.542	33.362	231.9								
15	1:47.523	21.472	27.568	24.365	34.118	228.5								
34 SEIRYU IKEGAMI JPN														
PREICANOS RACING TEAM HONDA														
1	1:54.306	27.186	27.700	24.831	34.589	162.0								
2	1:46.979	21.440	27.458	24.544	33.537	229.5								
3	1:46.851	21.339	27.340	24.575	33.597	229.0								
4	1:46.963	21.379	27.491	24.562	33.531	225.7								
5	1:46.696	21.248	27.369	24.538	33.541	228.5								
6	1:47.315	21.337	27.659	24.597	33.722	227.1								
7	1:46.453	21.233	27.423	24.473	33.324	230.0								
8	1:47.311	21.309	27.827	24.559	33.616	228.1								
9	1:46.591	21.208	27.456	24.457	33.470	227.1								
10	1:46.897	21.273	27.533	24.488	33.603	227.6								
11	1:47.266	21.323	27.589	24.526	33.828	225.3								
12	1:47.592	21.373	27.770	24.645	33.804	223.4								
13	1:48.277	21.420	27.782	24.727	34.348	223.4								
14	1:48.117	21.631	27.834	24.589	34.063	217.3								
15	1:48.018	21.554	27.688	24.614	34.162	221.6								
55 MIKEY LOU USA														
MIR RACING FINETWORK TEAM HONDA														
1	1:55.188	27.501	28.039	24.973	34.675	160.1								
2	1:47.676	22.040	27.423	24.723	33.490	221.2								
3	1:47.397	21.549	27.529	24.551	33.768	225.3								
4	1:47.358	21.525	27.553	24.540	33.740	223.4								
5	1:47.658	21.572	27.558	24.631	33.897	223.0								
6	1:47.725	21.556	27.657	24.702	33.810	222.5								
7	1:47.773	21.562	27.552	24.748	33.911	223.9								
8	1:48.413	21.902	27.622	24.908	33.981	223.9								
9	1:47.794	21.530	27.796	24.543	33.925	223.4								
10	1:47.235	21.511	27.448	24.610	33.666	224.8								
11	1:47.058	21.388	27.464	24.473	33.733	224.8								
12	1:47.142	21.553	27.472	24.589	33.528	224.4								
13	1:46.836	21.391	27.322	24.491	33.632	225.3								
14	1:47.397	21.532	27.486	24.830	33.549	223.4								
15	1:47.445	21.373	27.572	24.433	34.067	225.3								
70 KRISTIAN DANIEL JR USA														
AGR TEAM HONDA														
1	1:54.485	27.432	28.362	24.653	34.038	153.9								
2	1:47.181	21.838	27.484	24.549	33.310	222.1								
3	1:46.719	21.615	27.459	24.425	33.220	225.3								
4	1:46.862	21.702	27.422	24.421	33.317	223.9								
5	1:47.084	21.588	27.640	24.454	33.402	226.2								
6	1:47.638	21.684	27.755	24.456	33.743	223.9								
7	1:47.194	21.560	27.554	24.422	33.658	225.3								
8	1:47.502	21.649	27.554	24.447	33.852	222.5								
9	1:48.075	21.575	27.580	24.652	34.268	222.5								
27 KERMAN TINEZ VEN														
MIR RACING FINETWORK TEAM HONDA														
1	1:54.204	27.328	27.763	24.678	34.435	159.4								
2	1:47.133	21.742	27.348	24.574	33.469	223.9								
3	1:46.573	21.619	27.237	24.402	33.315	220.3								
4	1:46.572	21.338	27.355	24.308	33.571	220.3								
5	1:46.795	21.427	27.421	24.416	33.531	224.8								
6	1:47.409	21.696	27.565	24.612	33.536	218.6								
7	1:46.570	21.404	27.312	24.440	33.414	219.9								
8	1:46.578	21.370	27.446	24.415	33.347	221.6								
9	1:46.434	21.410	27.407	24.298	33.319	223.4								
10	1:46.444	21.478	27.363	24.402	33.201	223.0								
11	1:46.677	21.882	27.381	24.252	33.162	225.7								
12	1:46.947	21.264	27.673	24.613	33.397	222.1								
13	1:46.199	21.270	27.399	24.148	33.382	224.8								
14	1:46.555	21.350	27.496	24.265	33.444	222.5								
15	1:47.714	21.479	27.759	24.121	34.355	225.3								
33 ENZO BELLON FRA														
TEAM ESTRELLA GALICIA 0,0 HONDA														
1	1:53.555	26.685	28.158	24.748	33.964	146.3								
2	1:46.663	21.361	27.497	24.301	33.504	230.5								
3	1:46.449	21.393	27.455	24.174	33.427	221.2								
4	1:46.519	21.318	27.472	24.178	33.551	222.1								
5	1:46.596	21.388	27.437	24.252	33.519	221.2								
6	1:46.407	21.501	27.391	24.187	33.328	217.3								

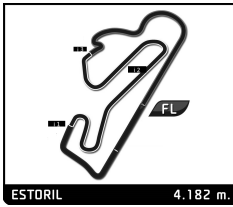


ETC FIM JUNIORGP WORLD CHAMPIONSHIP ESTORIL II 2024 RACE

Sector Analysis

— Invalidated Lap ■ Personal Best ■ Session Best B Crossing the pit lane

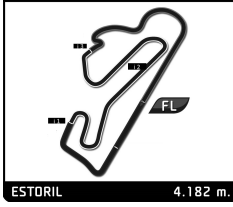
Lap	Time	Sector 1	Sector 2	Sector 3	Sector 4	T.Spd	Lap	Time	Sector 1	Sector 2	Sector 3	Sector 4	T.Spd
10	1:48.135	21.689	27.846	24.551	34.049	224.8	13	1:47.615	21.645	27.521	24.507	33.942	221.6
11	1:48.189	21.699	27.796	24.591	34.103	217.7	14	1:47.874	21.725	27.519	24.830	33.800	221.6
12	1:48.733	21.833	27.704	24.829	34.367	217.7	15	1:47.333	21.525	27.289	24.692	33.827	224.8
13	1:47.052	21.527	27.547	24.349	33.629	221.6	25 GONZALO PÉREZ SPA						
14	1:47.922	21.522	27.937	24.944	33.519	223.9	TEAM LARRESPORT HONDA						
15	1:47.363	21.412	27.548	24.448	33.955	223.0	1	1:54.341	27.157	28.151	24.799	34.234	151.5
45 ALEX LONGARELA SPA							2	1:48.731	22.493	27.772	24.918	33.548	220.3
IGAXTEAM HONDA							3	1:47.733	21.766	27.871	24.524	33.572	220.3
1	1:57.095	28.881	28.398	25.460	34.356	165.9	4	1:47.337	21.514	27.843	24.514	33.466	219.9
2	1:48.624	21.952	27.983	25.128	33.561	229.5	5	1:47.549	21.418	27.802	24.645	33.684	220.3
3	1:47.475	21.560	27.511	24.889	33.515	229.5	6	1:47.425	21.390	27.694	24.629	33.712	221.6
4	1:47.487	21.520	27.524	24.895	33.548	229.5	7	1:47.751	21.502	27.919	24.507	33.823	224.4
5	1:47.055	21.647	27.283	24.794	33.331	224.8	8	1:48.491	21.908	28.050	24.772	33.761	220.8
6	1:46.808	21.565	27.337	24.608	33.298	227.6	9	1:47.786	21.673	27.876	24.575	33.662	222.5
7	1:46.971	21.542	27.372	24.533	33.524	227.6	10	1:47.885	21.702	27.806	24.571	33.806	216.4
8	1:47.644	21.485	27.352	25.087	33.720	227.1	11	1:47.681	21.522	27.825	24.539	33.795	221.6
9	1:47.400	21.458	27.584	24.691	33.667	226.7	12	1:48.540	21.676	28.038	24.677	34.149	218.1
10	1:47.166	21.495	27.491	24.669	33.511	223.9	13	1:48.694	21.730	28.064	24.647	34.253	216.4
11	1:47.152	21.513	27.475	24.658	33.506	224.4	14	1:48.638	21.812	28.155	24.649	34.022	215.6
12	1:46.928	21.564	27.493	24.597	33.274	223.4	15	1:48.630	21.737	28.146	24.648	34.099	215.6
13	1:46.884	21.303	27.502	24.493	33.586	226.7	8 EDOARDO BERTOLA ITA						
14	1:47.752	21.586	28.019	24.680	33.467	222.1	EAGLE-1 HONDA						
15	1:47.755	21.550	27.461	24.556	34.188	221.6	1	1:56.369	27.899	28.473	25.712	34.285	156.5
32 TRAVIS BORG MLT							2	1:48.480	21.965	27.760	24.825	33.930	230.5
AGR TEAM HONDA							3	1:47.803	21.741	27.895	24.662	33.505	225.7
1	1:55.334	28.232	27.996	25.418	33.688	154.7	4	1:48.067	21.633	27.682	24.834	33.918	223.9
2	1:49.769	23.398	27.556	24.813	34.002	223.9	5	1:47.934	21.813	27.783	24.720	33.618	225.3
3	1:47.088	21.567	27.655	24.434	33.432	226.2	6	1:48.329	21.663	27.989	24.716	33.961	229.0
4	1:48.038	21.700	27.779	24.901	33.658	224.4	7	1:47.836	21.658	27.866	24.606	33.706	221.6
5	1:46.985	21.520	27.523	24.481	33.461	223.9	8	1:47.579	21.711	27.650	24.636	33.582	220.3
6	1:47.368	21.583	27.542	24.642	33.601	223.0	9	1:47.811	21.701	27.705	24.669	33.736	224.8
7	1:47.074	21.552	27.582	24.587	33.353	224.4	10	1:48.541	21.728	28.175	24.654	33.984	226.7
8	1:47.617	21.608	27.514	24.739	33.756	226.7	11	1:48.331	21.742	27.834	24.757	33.998	219.9
9	1:47.864	21.627	27.853	24.543	33.841	221.6	12	1:48.866	21.860	27.994	24.871	34.141	216.9
10	1:47.468	21.802	27.701	24.532	33.433	216.4	13	1:49.260	21.828	28.077	24.957	34.398	215.6
11	1:47.127	21.558	27.452	24.707	33.410	223.0	14	1:49.232	22.117	27.969	24.930	34.216	217.7
12	1:46.730	21.522	27.374	24.576	33.258	223.9	15	1:48.504	21.821	27.868	24.636	34.179	219.0
13	1:47.002	21.550	27.268	24.796	33.388	225.7	37 MARIANOS NIKOLIS AUS						
14	1:47.399	21.511	27.600	24.787	33.501	223.9	TEAM ESTRELLA GALICIA 0,0 HONDA						
15	1:47.384	21.547	27.472	24.734	33.631	227.1	1	1:55.215	27.089	28.075	24.866	35.185	155.4
90 LUCA AGOSTINELLI VIE							2	1:48.379	22.199	27.538	24.750	33.892	223.0
TEAM ECHOVIT PASINI RACING HONDA							3	1:47.837	21.689	27.653	24.818	33.677	226.2
1	1:54.124	26.932	27.839	24.729	34.624	154.9	4	1:47.699	21.566	27.602	24.769	33.762	223.9
2	1:47.377	21.759	27.463	24.615	33.540	224.4	5	1:48.060	21.668	27.712	24.858	33.822	223.0
3	1:46.813	21.569	27.448	24.324	33.472	223.0	6	1:48.338	21.792	27.724	24.912	33.910	221.2
4	1:46.899	21.498	27.336	24.607	33.458	222.1	7	1:48.272	21.695	27.786	24.682	34.109	223.9
5	1:47.053	21.670	27.416	24.428	33.539	221.6	8	1:48.344	22.000	27.879	24.657	33.808	222.5
6	1:47.696	21.693	27.907	24.484	33.612	223.0	9	1:48.020	21.581	27.813	24.769	33.857	223.9
7	1:47.157	21.399	27.525	24.478	33.755	222.5	10	1:48.576	21.657	27.975	24.702	34.242	225.3
8	1:47.497	21.489	27.500	24.404	34.104	222.1	11	1:49.248	22.103	27.956	25.284	33.905	219.0
9	1:48.090	21.534	27.624	24.586	34.346	225.3	12	1:48.393	21.681	27.862	24.861	33.989	223.9
10	1:48.167	21.678	27.945	24.634	33.910	224.4	13	1:48.839	21.730	27.853	25.063	34.193	224.4
11	1:48.165	21.645	27.899	24.643	33.978	223.9	14	1:49.197	21.844	28.010	24.929	34.414	220.8
12	1:48.728	21.640	27.853	24.771	34.464	223.0	15	1:49.183	22.109	27.907	24.842	34.325	216.9



ETC FIM JUNIORGP WORLD CHAMPIONSHIP ESTORIL II 2024 RACE

Sector Analysis

Lap							Lap						
Time	Sector 1	Sector 2	Sector 3	Sector 4	T.Sp		Time	Sector 1	Sector 2	Sector 3	Sector 4	T.Sp	
43 AMANUEL BRINTON GBR							1 1:56.883 29.003 28.379 25.283 34.218 163.2						
BRITISH TALENT TEAM - MLAV RAC HONDA							2 1:49.127 22.013 27.905 25.554 33.655 223.9						
1	1:55.959	28.397	28.111	25.449	34.002	158.0	3	1:47.616	21.783	27.627	24.731	33.475	223.0
2	1:48.633	22.043	27.832	25.003	33.755	223.9	4	1:47.924	21.758	27.752	24.653	33.761	222.1
3	1:47.569	21.511	27.783	24.612	33.663	229.5	5	1:48.046	21.783	27.704	24.722	33.837	223.0
4	1:48.034	21.571	27.871	24.900	33.692	228.1	6	1:48.292	21.820	27.777	24.786	33.909	221.6
5	1:47.846	21.923	27.614	24.785	33.524	223.0	7	1:48.669	21.827	27.739	24.867	34.236	222.5
6	1:47.763	21.451	27.836	24.762	33.714	224.8	8	1:48.681	21.867	27.999	24.680	34.135	221.2
7	1:48.073	21.757	27.821	24.627	33.868	223.0	9	1:48.916	21.903	27.956	24.950	34.107	217.7
8	1:48.589	22.021	27.856	24.846	33.866	223.9	10	1:48.945	21.832	28.005	24.858	34.250	217.7
9	1:48.127	21.480	27.925	24.885	33.837	226.2	11	1:49.305	21.982	28.179	24.856	34.288	214.7
10	1:48.352	21.523	28.081	24.965	33.783	223.4	12	1:48.752	21.973	28.114	24.713	33.952	215.2
11	1:48.983	21.870	27.934	25.167	34.012	221.6	13	1:48.417	21.837	27.947	24.725	33.908	218.6
12	1:48.507	21.889	28.048	24.871	33.699	217.7	14	1:49.108	21.934	28.205	24.982	33.987	217.7
13	1:48.964	21.754	28.192	24.872	34.146	224.4	15	1:48.984	22.142	27.921	25.124	33.797	216.9
14	1:49.084	21.771	28.028	24.991	34.294	221.2							
15	1:49.144	22.114	28.201	24.941	33.888	219.0							
99 RÉMY SANJUAN FRA							1 1:56.712 28.512 28.343 25.638 34.219 166.7						
JEG TAKE OFF GP HONDA							2 1:50.282 22.107 27.987 26.014 34.174 225.7						
1	1:56.294	28.752	28.018	25.400	34.124	166.4	3	1:48.943	21.697	27.957	25.091	34.198	226.7
2	1:50.330	22.967	28.213	25.046	34.104	228.5	4	1:49.530	22.375	27.933	25.063	34.159	223.9
3	1:48.355	21.735	27.756	24.768	34.096	223.9	5	1:49.466	21.862	27.898	25.484	34.222	222.5
4	1:48.502	21.968	27.819	24.781	33.934	220.3	6	1:49.711	22.027	28.268	25.147	34.269	223.0
5	1:48.452	21.812	27.784	24.822	34.034	220.3	7	1:48.903	21.599	28.122	25.006	34.176	228.1
6	1:48.584	21.798	27.856	24.889	34.041	220.8	8	1:49.298	21.857	28.119	25.300	34.022	222.1
7	1:48.801	21.796	27.911	24.877	34.217	220.8	9	1:49.215	21.683	28.069	25.227	34.236	227.6
8	1:48.447	21.834	27.867	24.774	33.972	221.2	10	1:50.682	22.131	28.298	25.256	34.997	219.0
9	1:48.458	21.808	27.810	24.765	34.075	220.3	11	1:50.016	22.206	28.215	25.345	34.250	219.9
10	1:48.056	21.714	27.739	24.608	33.995	221.2	12	1:50.211	22.253	28.012	25.179	34.767	224.4
11	1:48.182	21.690	27.623	24.927	33.942	222.5	13	1:49.897	21.964	28.106	25.364	34.463	220.8
12	1:48.452	21.699	27.885	24.741	34.127	221.2	14	1:49.781	22.178	28.307	25.092	34.204	216.9
13	1:48.612	21.786	27.912	24.835	34.079	218.6	15	1:49.052	21.817	28.083	25.097	34.055	225.7
14	1:49.126	21.774	28.322	24.874	34.156	219.9							
15	1:48.988	21.970	27.995	24.781	34.242	217.7							
41 YVONNE CERPA SPA							1 1:56.682 28.655 28.129 25.529 34.369 163.2						
ILUSION RACING HONDA							2 1:50.214 22.151 28.397 25.238 34.428 227.6						
1	1:55.185	27.996	27.907	24.852	34.430	158.7	3	1:49.083	21.772	28.095	25.263	33.953	227.1
2	1:47.646	21.604	27.768	24.618	33.656	227.1	4	1:49.531	22.466	27.882	25.147	34.036	226.7
3	1:48.946	22.247	27.910	24.906	33.883	221.2	5	1:49.475	21.859	27.908	25.338	34.370	222.5
4	1:48.536	21.773	27.747	24.851	34.165	223.9	6	1:49.558	22.065	28.046	25.102	34.345	221.6
5	1:48.248	21.963	27.669	24.757	33.859	223.4	7	1:49.079	21.947	28.073	25.105	33.954	221.6
6	1:48.839	21.684	27.885	24.892	34.378	225.3	8	1:49.154	21.668	28.149	25.155	34.182	225.7
7	1:49.118	21.827	27.930	25.018	34.343	224.8	9	1:49.535	21.952	28.072	25.163	34.348	221.6
8	1:48.715	22.096	27.880	24.828	33.911	219.0	10	1:50.492	22.069	28.194	25.269	34.960	226.7
9	1:49.414	22.339	28.014	24.945	34.116	215.6	11	1:49.908	22.026	28.218	25.125	34.539	219.4
10	1:49.007	21.820	27.902	24.921	34.364	222.1	12	1:50.303	22.196	28.167	25.370	34.570	220.8
11	1:49.090	21.937	27.925	24.939	34.289	220.8	13	1:49.974	22.287	28.272	25.094	34.321	218.1
12	1:48.668	21.889	27.888	24.968	33.923	223.0	14	1:49.410	21.859	28.181	25.075	34.295	225.3
13	1:48.520	21.910	27.743	24.943	33.924	224.8	15	1:49.365	21.833	28.121	25.068	34.343	220.8
14	1:49.052	21.868	27.986	25.130	34.068	222.5							
15	1:48.665	22.017	27.731	24.895	34.022	222.1							
81 MATTEO GABARRINI ITA							1 2:13.126 27.360 28.458 39.830 37.478 154.3						
TEAM ECHOVIT PASINI RACING HONDA							2 1:50.687 22.239 28.549 25.372 34.527 219.9						
1	1:48.946	22.247	27.910	24.906	33.883	221.2	3	1:49.426	21.788	28.134	25.124	34.380	219.9



ETC FIM JUNIORGP WORLD CHAMPIONSHIP ESTORIL II 2024 RACE

Sector Analysis

— Invalidated Lap ■ Personal Best ■ Session Best B Crossing the pit lane

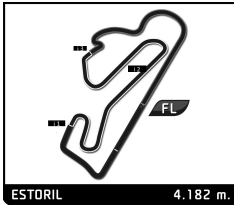
Lap	Time	Sector 1	Sector 2	Sector 3	Sector 4	T.Sp	Lap	Time	Sector 1	Sector 2	Sector 3	Sector 4	T.Sp
4	1:48.898	21.733	27.862	24.895	34.408	221.2							
5	1:49.065	21.632	28.019	24.947	34.467	220.3							
6	1:49.032	21.532	27.921	25.214	34.365	222.1							
7	1:48.904	21.643	27.999	25.016	34.246	221.2							
8	1:48.472	21.524	27.932	24.846	34.170	222.1							
9	1:48.101	21.406	27.875	24.661	34.159	221.6							
10	1:48.571	21.564	27.879	24.771	34.357	222.1							
11	1:48.494	21.570	27.913	24.818	34.193	221.2							
12	1:48.657	21.693	27.891	24.838	34.235	222.1							
13	1:51.856	21.635	27.757	27.585	34.879	222.1							
14	1:48.618	21.701	27.908	24.810	34.199	221.6							
15	1:48.369	21.607	27.901	24.788	34.073	221.6							

23	IGNACIO GALÁN	SPA
TEAM IMPALA HONDA		HONDA
1	1:56.190	28.389 28.072 25.368 34.361 162.0
2	1:48.329	21.720 27.844 24.987 33.778 232.9
3	1:47.564	21.428 27.543 24.871 33.722 228.1
4	1:48.016	21.577 27.876 24.820 33.743 230.0
5	1:47.660	21.592 27.674 24.710 33.684 224.8
6	1:48.324	21.458 27.544 25.511 33.811 230.9
7	1:47.721	21.276 27.799 24.617 34.029 229.5
8	1:48.302	21.697 27.648 24.868 34.089 223.0
9	1:48.022	21.525 27.749 24.716 34.032 224.4
10	1:54.428	21.732 28.809 26.626 37.261 224.4
11	2:09.799 B	23.563 29.550 28.072 48.614 222.5

26	PAU ALSINA	SPA
TEAM ESTRELLA GALICIA 0,0		HONDA
1	1:55.489	27.745 28.419 25.580 33.745 160.6
2	4:42.592 B	21.468 2:51.125 35.604 54.395 230.5

69	FERNANDO BUJOSA	SPA
TEAM ESTRELLA GALICIA 0,0		HONDA
1	1:52.637	26.764 28.024 24.440 33.409 149.9
2	1:46.148	21.255 27.369 24.310 33.214 225.3
3	1:46.138	21.317 27.335 24.276 33.210 231.9
4	1:46.444	21.383 27.429 24.257 33.375 223.0
5	1:46.958	21.238 27.713 24.352 33.655 226.7
6	1:47.360	21.681 27.489 24.538 33.652 217.3
7	1:46.587	21.362 27.657 24.267 33.301 225.3
8	1:47.212	21.570 27.796 24.411 33.435 223.4
9	1:47.467	21.806 27.764 24.761 33.136 217.3
10	1:46.741	21.320 27.633 24.465 33.323 225.7
11	1:47.157	21.487 27.729 24.352 33.589 226.7

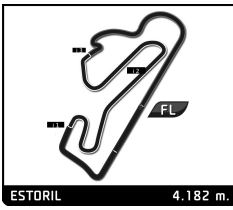
30	MATTHIAS ROSTAGNI	FRA
BRS - BRECHON RACING SCHOOL		HONDA
1	1:55.223	28.307 28.064 25.086 33.766 159.9
2	1:47.866	21.887 27.685 24.722 33.572 225.3



ETC FIM JUNIORGP WORLD CHAMPIONSHIP ESTORIL II 2024 RACE

Best Sector Times

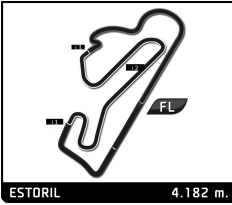
Sector 1			Sector 2			Sector 3			Sector 4			Pos	No	Ideal Lap	Best Lap	
Pos	No	Rider	Time	No	Rider	Time	No	Rider	Time	No	Rider					Time
1	31	G.PUGLIESE	21.163	11	D.GONZÁLEZ	27.186	71	C.CANO	24.059	97	M.MORELLI	32.984	1	71	1:45.655	1:46.293 (8)
2	22	J.TORRES	21.178	31	G.PUGLIESE	27.222	33	E.BELLON	24.080	73	V.PERRONE	33.069	2	97	1:45.679	1:45.980 (1)
3	71	C.CANO	21.191	73	V.PERRONE	27.232	97	M.MORELLI	24.115	71	C.CANO	33.080	3	73	1:45.713	1:46.118 (4)
4	73	V.PERRONE	21.200	27	K.TINEZ	27.237	27	K.TINEZ	24.121	7	B.FERNÁNDEZ	33.083	4	31	1:45.738	1:46.087 (3)
5	34	S.IKEGAMI	21.208	7	B.FERNÁNDEZ	27.243	31	G.PUGLIESE	24.135	11	D.GONZÁLEZ	33.108	5	27	1:45.784	1:46.199 (7)
6	69	F.BUJOSA	21.238	4	G.TESINI	27.263	11	D.GONZÁLEZ	24.180	69	F.BUJOSA	33.136	6	11	1:45.858	1:46.019 (2)
7	27	K.TINEZ	21.264	32	T.BORG	27.268	4	G.TESINI	24.210	27	K.TINEZ	33.162	7	7	1:45.884	1:46.313 (9)
8	23	I.GALÁN	21.276	97	M.MORELLI	27.278	73	V.PERRONE	24.212	22	J.TORRES	33.202	8	69	1:45.966	1:46.138 (5)
9	33	E.BELLON	21.296	45	A.LONGARELA	27.283	7	B.FERNÁNDEZ	24.235	31	G.PUGLIESE	33.218	9	33	1:45.970	1:46.407 (10)
10	97	M.MORELLI	21.302	90	LAGOSTINELLI	27.289	69	F.BUJOSA	24.257	70	K.DANIEL JR	33.220	10	22	1:46.031	1:46.193 (6)
11	45	A.LONGARELA	21.303	55	M.LOU	27.322	22	J.TORRES	24.301	33	E.BELLON	33.237	11	4	1:46.130	1:46.433 (11)
12	4	G.TESINI	21.304	71	C.CANO	27.325	90	LAGOSTINELLI	24.324	32	T.BORG	33.258	12	34	1:46.329	1:46.453 (12)
13	7	B.FERNÁNDEZ	21.323	69	F.BUJOSA	27.335	70	K.DANIEL JR	24.349	45	A.LONGARELA	33.274	13	45	1:46.353	1:46.808 (15)
14	55	M.LOU	21.373	34	S.IKEGAMI	27.340	55	M.LOU	24.433	34	S.IKEGAMI	33.324	14	70	1:46.403	1:46.719 (13)
15	11	D.GONZÁLEZ	21.384	22	J.TORRES	27.350	32	T.BORG	24.434	4	G.TESINI	33.353	15	90	1:46.470	1:46.813 (16)
16	25	G.PÉREZ	21.390	33	E.BELLON	27.357	34	S.IKEGAMI	24.457	90	LAGOSTINELLI	33.458	16	32	1:46.471	1:46.730 (14)
17	90	LAGOSTINELLI	21.399	70	K.DANIEL JR	27.422	45	A.LONGARELA	24.493	25	G.PÉREZ	33.466	17	55	1:46.618	1:46.836 (17)
18	81	M.GABARRINI	21.406	37	M.NIKOLIS	27.538	25	G.PÉREZ	24.507	10	A.ALMEIDA	33.475	18	25	1:47.057	1:47.337 (18)
19	70	K.DANIEL JR	21.412	23	I.GALÁN	27.543	8	E.BERTOLA	24.606	55	M.LOU	33.490	19	23	1:47.120	1:47.564 (19)
20	43	A.BRINTON	21.451	43	A.BRINTON	27.614	36	E.BOXBERGER	24.608	8	E.BERTOLA	33.505	20	43	1:47.201	1:47.569 (20)
21	26	P.ALSINA	21.468	36	E.BOXBERGER	27.623	43	A.BRINTON	24.612	43	A.BRINTON	33.524	21	8	1:47.394	1:47.579 (21)
22	32	T.BORG	21.511	10	A.ALMEIDA	27.627	23	I.GALÁN	24.617	30	M.ROSTAGNI	33.572	22	37	1:47.438	1:47.699 (24)
23	37	M.NIKOLIS	21.566	8	E.BERTOLA	27.650	14	E.GUTIÉRREZ	24.618	14	E.GUTIÉRREZ	33.656	23	10	1:47.513	1:47.616 (22)
24	99	R.SANJUAN	21.599	14	E.GUTIÉRREZ	27.669	10	A.ALMEIDA	24.653	37	M.NIKOLIS	33.677	24	14	1:47.547	1:47.646 (23)
25	14	E.GUTIÉRREZ	21.604	30	M.ROSTAGNI	27.685	37	M.NIKOLIS	24.657	23	I.GALÁN	33.684	25	30	1:47.612	1:47.866 (25)
26	8	E.BERTOLA	21.633	25	G.PÉREZ	27.694	81	M.GABARRINI	24.661	26	P.ALSINA	33.745	26	36	1:47.855	1:48.056 (26)
27	30	M.ROSTAGNI	21.633	81	M.GABARRINI	27.757	30	M.ROSTAGNI	24.722	36	E.BOXBERGER	33.934	27	81	1:47.897	1:48.101 (27)
28	41	Y.CERPA	21.668	41	Y.CERPA	27.882	99	R.SANJUAN	25.006	41	Y.CERPA	33.953	28	99	1:48.525	1:48.903 (28)
29	36	E.BOXBERGER	21.690	99	R.SANJUAN	27.898	41	Y.CERPA	25.068	99	R.SANJUAN	34.022	29	41	1:48.571	1:49.079 (29)
30	10	A.ALMEIDA	21.758	26	P.ALSINA	28.419	26	P.ALSINA	25.580	81	M.GABARRINI	34.073	30	26	1:49.212	



ETC FIM JUNIORGP WORLD CHAMPIONSHIP ESTORIL II 2024 RACE

Lap Chart

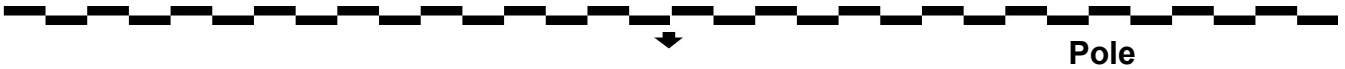
No	Pos	Grid	Lap														
			1	2	3	4	5	6	7	8	9	10	11	12	13	14	15
11	1	11	31	11	31	97	97	31	31	73	97	97	97	97	31	73	
31	2	31	11	31	73	69	31	71	69	69	73	73	73	7	31	11	31
97	3	97	7	73	69	31	69	73	73	97	33	7	7	73	73	73	11
73	4	73	97	71	11	73	71	7	97	7	7	71	71	71	7	7	7
71	5	71	73	97	71	71	73	69	7	33	31	33	31	31	11	97	97
4	6	4	71	7	97	7	7	97	71	71	71	31	11	11	71	71	71
33	7	33	69	69	7	11	11	11	33	31	69	11	33	33	33	27	33
22	8	22	4	33	33	33	33	33	11	11	11	69	69	22	22	33	4
7	9	7	33	4	22	22	27	4	4	4	4	4	4	4	27	22	22
69	10	69	22	22	4	27	4	27	27	27	22	27	22	27	4	4	27
90	11	90	90	34	27	4	22	22	34	22	27	22	27	34	34	34	34
25	12	25	27	27	34	34	34	34	22	34	34	34	34	90	45	45	55
70	13	70	34	90	90	90	90	90	90	90	90	90	90	70	70	55	70
37	14	37	25	70	70	70	70	70	70	70	70	70	70	45	55	70	45
32	15	32	70	14	55	55	55	55	55	45	45	45	45	55	90	32	32
81	16	81	14	55	25	25	25	25	25	55	55	55	55	32	32	90	90
8	17	8	55	25	37	37	37	45	45	32	32	32	32	25	25	25	25
55	18	55	37	30	14	23	32	32	32	25	25	25	25	8	8	37	8
27	19	27	30	37	23	43	45	37	37	23	23	37	8	37	37	8	37
34	20	34	32	23	43	32	23	43	23	37	37	8	43	43	43	43	43
14	21	14	26	43	32	14	43	23	43	8	8	43	37	36	36	36	36
23	22	23	43	8	8	45	14	8	8	43	43	10	10	10	10	10	14
43	23	43	23	32	45	8	8	14	14	14	10	14	36	14	14	14	10
30	24	30	36	45	10	10	10	10	10	10	14	36	14	99	99	41	99
26	25	26	8	10	36	36	36	36	36	36	36	23	41	41	41	99	41
41	26	41	41	36	99	99	99	41	99	41	99	99	99	81	81	81	81
45	27	45	99	41	41	41	41	99	41	99	41	41	81				
10	28	10	10	99	81	81	81	81	81	81	81	23					
99	29	99	45	81													
36	30	36	81	26													



ETC
FIM JUNIORGP WORLD CHAMPIONSHIP ESTORIL II 2024
RACE (15 Laps, 62,7 km.)

Starting Grid

 36 BOXBERGER, EVAN 30	 99 SANJUAN, RÉMY 29	 10 ALMEIDA, AFONSO 28 10
 45 LONGARELA, ALEX 27	 41 CERPA, YVONNE 26	 26 ALSINA, PAU 25 9
 30 ROSTAGNI, MATTHIAS 24	 43 BRINTON, AMANUEL 23	 23 GALÁN, IGNACIO 22 8
 14 GUTIÉRREZ, EDU 21	 34 IKEGAMI, SEIRYU 20	 27 TINEZ, KERMAN 19 7
 55 LOU, MIKEY 18	 8 BERTOLA, EDOARDO 17	 81 GABARRINI, MATTEO 16 6
 32 BORG, TRAVIS 15	 37 NIKOLIS, MARIANOS 14	 70 DANIEL JR, KRISTIAN 13 5
 25 PÉREZ, GONZALO 12	 90 AGOSTINELLI, LUCA 11	 69 BUJOSA, FERNANDO 10 4
 7 FERNÁNDEZ, BEÑAT 9	 22 TORRES, JESÚS 8	 33 BELLON, ENZO 7 3
 4 TESINI, GABRIEL 6	 71 CANO, CARLOS 5	 73 PERRONE, VALENTÍN 4 2
 97 MORELLI, MARCO 3	 31 PUGLIESE, GIULIO 2	 11 GONZÁLEZ, DAVID 1 1



Pole

#99, #36 - Back of the Grid
#78, #72 - Reserve Drivers

Clerk of the Course:
João Pedro Lima

Timekeeper
Jorge Pinto



ETC FIM JUNIORGP WORLD CHAMPIONSHIP ESTORIL II 2024 After RACE

Event maximum speed

No Rider	Team	Bike	Class	Top Speed	Lap	Session
23 IGNACIO GALÁN	TEAM IMPALA HONDA	HONDA	ETC	232.9	2	RACE
22 JESÚS TORRES	TEAM ESTRELLA GALICIA 0,0	HONDA	ETC	231.9	14	RACE
69 FERNANDO BUJOSA	TEAM ESTRELLA GALICIA 0,0	HONDA	ETC	231.9	3	RACE
71 CARLOS CANO	SEVENTY TWO ARTBOX RACING TEAM	HONDA	ETC	231.9	14	RACE
90 LUCA AGOSTINELLI	TEAM ECHOVIT PASINI RACING	HONDA	ETC	231.9	9	PRACTICE GR-B
26 PAU ALSINA	TEAM ESTRELLA GALICIA 0,0	HONDA	ETC	230.5	2	RACE
31 GIULIO PUGLIESE	CFMOTO ASPAR JUNIOR TEAM	HONDA	ETC	230.5	12	RACE
33 ENZO BELLON	TEAM ESTRELLA GALICIA 0,0	HONDA	ETC	230.5	2	RACE
8 EDOARDO BERTOLA	EAGLE-1	HONDA	ETC	230.5	2	RACE
18 MATHIAS TAMBURINI	TEAM ECHOVIT PASINI RACING	HONDA	ETC	230.0	5	PRACTICE GR-A
34 SEIRYU IKEGAMI	PREICANOS RACING TEAM	HONDA	ETC	230.0	7	RACE
43 AMANUEL BRINTON	BRITISH TALENT TEAM - MLAV RACING	HONDA	ETC	229.5	3	RACE
45 ALEX LONGARELA	IGAXTEAM	HONDA	ETC	229.5	2	RACE
73 VALENTÍN PERRONE	FRANDO RACING VHC TEAM	HONDA	ETC	229.5	14	RACE
99 RÉMY SANJUAN	MÉCAPROJETS TEAM ADO	HONDA	ETC	229.5	5	PRACTICE GR-A
81 MATTEO GABARRINI	TEAM ECHOVIT PASINI RACING	HONDA	ETC	229.0	12	PRACTICE GR-A
30 MATTHIAS ROSTAGNI	BRS - BRECHON RACING SCHOOL	HONDA	ETC	228.5	3	RACE
36 EVAN BOXBERGER	JEG TAKE OFF GP	HONDA	ETC	228.5	2	RACE
97 MARCO MORELLI	MLAV RACING	HONDA	ETC	228.5	3	RACE
46 RYAN FROST	MLAV RACING	HONDA	ETC	228.1	7	LAST CHANCE RACE E
72 DAVID DA COSTA	BRS - BRECHON RACING SCHOOL	HONDA	ETC	228.1	3	LAST CHANCE RACE E
32 TRAVIS BORG	AGR TEAM	HONDA	ETC	227.6	7	PRACTICE GR-B
41 YVONNE CERPA	ILUSION RACING	HONDA	ETC	227.6	2	RACE
54 GABRIEL PIO	BRS - BRECHON RACING SCHOOL	HONDA	ETC	227.6	11	PRACTICE GR-B
7 BEÑAT FERNÁNDEZ	FRANDO RACING VHC TEAM	HONDA	ETC	227.6	5	RACE
14 EDU GUTIÉRREZ	CFMOTO ASPAR JUNIOR TEAM	HONDA	ETC	227.1	2	RACE
42 JULIUS FRELLSEN	JEG RACING	HONDA	ETC	227.1	6	LAST CHANCE RACE E
70 KRISTIAN DANIEL JR	AGR TEAM	HONDA	ETC	227.1	11	PRACTICE GR-B
89 OLIVER CANTOS	MRE TALENT	HONDA	ETC	226.7	7	FP2 GR-B
37 MARIANOS NIKOLIS	TEAM ESTRELLA GALICIA 0,0	HONDA	ETC	226.2	3	RACE
55 MIKEY LOU	MIR RACING FINETWORK TEAM	HONDA	ETC	226.2	8	PRACTICE GR-A
27 KERMAN TINEZ	MIR RACING FINETWORK TEAM	HONDA	ETC	225.7	11	RACE
4 GABRIEL TESINI	AC RACING TEAM	HONDA	ETC	225.3	11	RACE
52 JEREMI WOJCIECHOWSKI	KIDZGP BY COVACHA R.T.	HONDA	ETC	225.3	2	LAST CHANCE RACE E
11 DAVID GONZÁLEZ	AC RACING TEAM	HONDA	ETC	224.8	10	RACE
48 ANDRÉS GARCÍA	IGAXTEAM	HONDA	ETC	224.8	5	LAST CHANCE RACE E
96 RICHARD IRMSCHER	LIQUI MOLY HUSQVARNA INTACT GP JUNIOR TEAM	HONDA	ETC	224.8	2	LAST CHANCE RACE E
10 AFONSO ALMEIDA	AGR TEAM	HONDA	ETC	224.4	14	PRACTICE GR-B
25 GONZALO PÉREZ	TEAM LARRESPORT	HONDA	ETC	224.4	7	RACE
82 KYLE PAYNE	ILUSION RACING	HONDA	ETC	224.4	3	PRACTICE GR-A
6 BENJAMIN CAILLET	JEG TAKE OFF GP	HONDA	ETC	223.9	5	LAST CHANCE RACE E
29 RANDY TRUCHOT	MECAPROJETS TEAM ADO	HONDA	ETC	223.4	2	LAST CHANCE RACE E
78 HENRI MIGNOT	BRS - BRECHON RACING SCHOOL	HONDA	ETC	223.4	6	LAST CHANCE RACE E
76 CARLA MULOT	JEG RACING	NSF250	ETC	223.0	11	PRACTICE GR-B
9 ELLIOT KASSIGIAN	TEAM LARRESPORT	HONDA	ETC	221.2	2	PRACTICE GR-A
64 CLAYTON JOSEPH DAVID EDMUNDS	CITY LIFTING	HONDA	ETC	217.3	4	PRACTICE GR-A
7NV YAROSLAV KARPUSHIN	FRANDO RACING VHC TEAM	HONDA	ETC	214.3	2	FP1 GR-A
77 JOEL MORA	SUPERHUGO 44 TEAM	HONDA	ETC	211.8	7	FP2 GR-A



ETC FIM JUNIORGP WORLD CHAMPIONSHIP ESTORIL II 2024 RACE

Leader Sequence by Class

No	Rider	Team	Bike	Start Lap	End Lap	Laps	Total Laps
ETC							
31	GIULIO PUGLIESE	CFMOTO ASPAR JUNIOR TEAM	HONDA	1	1	1	1
11	DAVID GONZÁLEZ	AC RACING TEAM	HONDA	2	2	1	1
31	GIULIO PUGLIESE	CFMOTO ASPAR JUNIOR TEAM	HONDA	3	3	1	2
97	MARCO MORELLI	MLAV RACING	HONDA	4	5	2	2
31	GIULIO PUGLIESE	CFMOTO ASPAR JUNIOR TEAM	HONDA	6	7	2	4
73	VALENTÍN PERRONE	FRANDO RACING VHC TEAM	HONDA	8	8	1	1
97	MARCO MORELLI	MLAV RACING	HONDA	9	13	5	7
31	GIULIO PUGLIESE	CFMOTO ASPAR JUNIOR TEAM	HONDA	14	14	1	5
73	VALENTÍN PERRONE	FRANDO RACING VHC TEAM	HONDA	15	15	1	2



ETC FIM JUNIORGP WORLD CHAMPIONSHIP ESTORIL II 2024 RACE

Fastest Lap Sequence

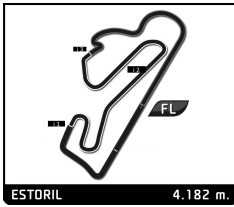
Elapsed	No Rider	Team	Bike	Class	Time	Kph	Lap
3:38.303	11 DAVID GONZÁLEZ	AC RACING TEAM	HONDA	ETC	1:46.907	140.8	2
3:38.360	73 VALENTÍN PERRONE	FRANDO RACING VHC TEAM	HONDA	ETC	1:46.516	141.3	2
3:38.643	71 CARLOS CANO	SEVENTY TWO ARTBOX RACING TEAM	HONDA	ETC	1:46.388	141.5	2
3:38.785	69 FERNANDO BUJOSA	TEAM ESTRELLA GALICIA 0,0	HONDA	ETC	1:46.148	141.8	2
5:24.923	69 FERNANDO BUJOSA	TEAM ESTRELLA GALICIA 0,0	HONDA	ETC	1:46.138	141.8	3
19:39.586	31 GIULIO PUGLIESE	CFMOTO ASPAR JUNIOR TEAM	HONDA	ETC	1:46.096	141.9	11
24:59.902	31 GIULIO PUGLIESE	CFMOTO ASPAR JUNIOR TEAM	HONDA	ETC	1:46.087	141.9	14
24:59.956	11 DAVID GONZÁLEZ	AC RACING TEAM	HONDA	ETC	1:46.019	142.0	14
26:46.864	97 MARCO MORELLI	MLAV RACING	HONDA	ETC	1:45.980	142.1	15



ETC FIM JUNIORGP WORLD CHAMPIONSHIP ESTORIL II 2024 RACE

Best Top Speed

No Rider	Team	Class	Top 1		Top 2		Top 3		Top 4		Top 5		Avg	
			Kph	Lap	Kph	Lap	Kph	Lap	Kph	Lap	Kph	Lap		
23	IGNACIO GALÁN	TEAM IMPALA HONDA	ETC	232.9	2	230.9	6	230.0	4	229.5	7	228.1	3	230,3
22	JESÚS TORRES	TEAM ESTRELLA GALICIA 0,0	ETC	231.9	14	231.4	8	230.9	11	230.0	7	228.5	15	230,5
69	FERNANDO BUJOSA	TEAM ESTRELLA GALICIA 0,0	ETC	231.9	3	226.7	11	226.7	5	225.7	10	225.3	7	227,3
71	CARLOS CANO	SEVENTY TWO ARTBOX RACING TEAM	ETC	231.9	14	231.4	9	229.5	10	229.0	3	227.6	13	229,9
8	EDOARDO BERTOLA	EAGLE-1	ETC	230.5	2	229.0	6	226.7	10	225.7	3	225.3	5	227,4
26	PAU ALSINA	TEAM ESTRELLA GALICIA 0,0	ETC	230.5	2	160.6	1							195,6
31	GIULIO PUGLIESE	CFMOTO ASPAR JUNIOR TEAM	ETC	230.5	12	230.0	10	230.0	9	228.5	11	227.1	13	229,2
33	ENZO BELLON	TEAM ESTRELLA GALICIA 0,0	ETC	230.5	2	229.0	15	228.1	13	228.1	7	227.1	14	228,6
34	SEIRYU IKEGAMI	PREICANOS RACING TEAM	ETC	230.0	7	229.5	2	229.0	3	228.5	5	228.1	8	229,0
43	AMANUEL BRINTON	BRITISH TALENT TEAM - MLAV RACING	ETC	229.5	3	228.1	4	226.2	9	224.8	6	224.4	13	226,6
45	ALEX LONGARELA	IGAXTEAM	ETC	229.5	4	229.5	3	229.5	2	227.6	7	227.6	6	228,7
73	VALENTÍN PERRONE	FRANDO RACING VHC TEAM	ETC	229.5	14	226.7	13	226.7	8	225.3	5	224.8	6	226,6
36	EVAN BOXBERGER	JEG TAKE OFF GP	ETC	228.5	2	223.9	3	222.5	11	221.2	12	221.2	10	223,5
97	MARCO MORELLI	MLAV RACING	ETC	228.5	4	228.5	3	228.1	15	227.6	7	225.3	5	227,6
99	RÉMY SANJUAN	MÉCAPROJETS TEAM ADO	ETC	228.1	7	227.6	9	226.7	3	225.7	15	225.7	2	226,8
7	BEÑAT FERNÁNDEZ	FRANDO RACING VHC TEAM	ETC	227.6	5	227.1	9	227.1	3	227.1	2	226.7	15	227,1
41	YVONNE CERPA	ILUSION RACING	ETC	227.6	2	227.1	3	226.7	10	226.7	4	225.7	8	226,8
14	EDU GUTIÉRREZ	CFMOTO ASPAR JUNIOR TEAM	ETC	227.1	2	225.3	6	224.8	13	224.8	7	223.9	4	225,2
32	TRAVIS BORG	AGR TEAM	ETC	227.1	15	226.7	8	226.2	3	225.7	13	224.4	7	226,0
37	MARIANOS NIKOLIS	TEAM ESTRELLA GALICIA 0,0	ETC	226.2	3	225.3	10	224.4	13	223.9	12	223.9	9	224,7
70	KRISTIAN DANIEL JR	AGR TEAM	ETC	226.2	5	225.3	7	225.3	3	224.8	10	223.9	14	225,1
27	KERMAN TINEZ	MIR RACING FINETWORK TEAM	ETC	225.7	11	225.3	15	224.8	13	224.8	5	223.9	2	224,9
4	GABRIEL TESINI	AC RACING TEAM	ETC	225.3	13	225.3	11	224.8	10	224.4	9	223.9	7	224,7
30	MATTHIAS ROSTAGNI	BRS - BRECHON RACING SCHOOL	ETC	225.3	2	159.9	1							192,6
55	MIKEY LOU	MIR RACING FINETWORK TEAM	ETC	225.3	15	225.3	13	225.3	3	224.8	11	224.8	10	225,1
90	LUCA AGOSTINELLI	TEAM ECHOVIT PASINI RACING	ETC	225.3	9	224.8	15	224.4	10	224.4	2	223.9	11	224,6
11	DAVID GONZÁLEZ	AC RACING TEAM	ETC	224.8	13	224.8	10	224.4	14	224.4	11	224.4	7	224,6
25	GONZALO PÉREZ	TEAM LARRESPORT	ETC	224.4	7	222.5	9	221.6	11	221.6	6	220.8	8	222,2
10	AFONSO ALMEIDA	AGR TEAM	ETC	223.9	2	223.0	5	223.0	3	222.5	7	222.1	4	222,9
81	MATTEO GABARRINI	TEAM ECHOVIT PASINI RACING	ETC	222.1	13	222.1	12	222.1	10	222.1	8	222.1	6	222,1

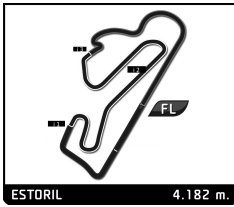


ETC FIM JUNIORGP WORLD CHAMPIONSHIP ESTORIL II 2024 RACE

Analysis by lap

Lapped

No	Lap Time	Gap	No	Lap Time	Gap	No	Lap Time	Gap	No	Lap Time	Gap	No	Lap Time	Gap										
Lap 1																								
31	1:51.333	0.000	45	1:48.624	7.416	23	1:48.016	8.766	70	1:47.638	4.460	27	1:46.578	2.380										
11	1:51.396	0.063	10	1:49.127	7.707	43	1:48.034	8.862	55	1:47.725	7.493	22	1:46.256	2.432										
7	1:51.681	0.348	36	1:50.330	8.321	32	1:48.038	8.896	25	1:47.425	7.607	34	1:47.311	3.420										
97	1:51.842	0.509	41	1:50.214	8.593	14	1:48.536	8.980	45	1:46.808	9.035	90	1:47.497	5.162										
73	1:51.844	0.511	99	1:50.282	8.691	45	1:47.487	9.348	32	1:47.368	9.073	70	1:47.502	5.211										
71	1:52.255	0.922	81	1:50.687	25.510	8	1:48.067	9.386	37	1:48.338	10.019	45	1:47.644	9.705										
69	1:52.637	1.304	Lap 3																					
4	1:53.426	2.093	31	1:46.381		36	1:48.502	12.148	23	1:48.324	10.574	32	1:47.617	9.819										
33	1:53.555	2.222	73	1:46.336	0.005	99	1:49.530	14.134	8	1:48.329	11.473	25	1:48.491	9.904										
22	1:53.578	2.245	69	1:46.138	0.232	41	1:49.531	14.177	14	1:48.839	11.891	23	1:48.302	12.652										
90	1:54.124	2.791	11	1:46.814	0.426	81	1:48.898	30.804	10	1:48.292	12.379	37	1:48.344	12.690										
27	1:54.204	2.871	71	1:46.499	0.451	Lap 5																		
34	1:54.306	2.973	97	1:46.482	0.476	97	1:46.937		41	1:49.558	19.034	43	1:48.589	13.012										
25	1:54.341	3.008	7	1:46.723	0.766	31	1:46.920	0.045	99	1:49.711	19.135	14	1:48.715	15.779										
70	1:54.485	3.152	33	1:46.449	1.976	69	1:46.958	0.055	81	1:49.032	34.725	10	1:48.681	15.784										
14	1:55.185	3.852	22	1:46.916	2.809	71	1:46.599	0.092	Lap 7															
55	1:55.188	3.855	4	1:47.299	3.157	73	1:47.015	0.182	31	1:46.715		99	1:49.298	23.391										
37	1:55.215	3.882	27	1:46.573	3.219	7	1:46.664	0.215	69	1:46.587	0.048	81	1:48.472	38.156										
30	1:55.223	3.890	34	1:46.851	3.445	11	1:46.564	0.321	73	1:46.737	0.108	Lap 9												
32	1:55.334	4.001	90	1:46.813	3.623	33	1:46.596	1.512	97	1:46.477	0.122	97	1:46.394											
26	1:55.489	4.156	70	1:46.719	3.694	27	1:46.795	3.007	7	1:46.929	0.374	73	1:46.801	0.357										
43	1:55.959	4.626	55	1:47.397	5.570	4	1:46.713	3.073	71	1:47.371	0.719	33	1:46.538	0.358										
23	1:56.190	4.857	25	1:47.733	6.114	22	1:47.175	3.333	33	1:46.765	0.730	7	1:46.597	0.361										
36	1:56.294	4.961	37	1:47.837	6.740	34	1:46.696	3.525	11	1:46.799	0.764	4	1:46.713	0.776										
8	1:56.369	5.036	14	1:48.946	7.086	90	1:47.053	3.996	4	1:46.728	2.886	71	1:46.828	0.804										
41	1:56.682	5.349	23	1:47.564	7.392	70	1:47.084	4.061	27	1:46.570	3.032	69	1:47.467	1.053										
99	1:56.712	5.379	43	1:47.569	7.470	55	1:47.658	7.007	34	1:46.453	3.339	11	1:46.887	1.132										
10	1:56.883	5.550	32	1:47.088	7.500	25	1:47.549	7.421	22	1:46.837	3.406	4	1:46.469	2.251										
45	1:57.095	5.762	8	1:47.803	7.961	37	1:48.060	8.920	90	1:47.157	4.895	22	1:46.382	2.370										
81	2:13.126	21.793	45	1:47.475	8.503	32	1:46.985	8.944	70	1:47.194	4.939	27	1:46.434	2.370										
Lap 2																								
11	1:46.907		10	1:47.616	8.935	45	1:47.055	9.466	55	1:47.773	8.551	34	1:46.591	3.567										
31	1:46.977	0.007	36	1:48.355	10.288	23	1:47.660	9.489	25	1:47.751	8.643	90	1:48.090	6.808										
73	1:46.516	0.057	99	1:48.943	11.246	43	1:47.846	9.771	45	1:46.971	9.291	70	1:48.075	6.842										
71	1:46.388	0.340	41	1:49.083	11.288	14	1:48.248	10.291	32	1:47.074	9.432	45	1:47.400	10.661										
97	1:46.843	0.382	81	1:49.426	28.548	8	1:47.934	10.383	37	1:48.272	11.576	55	1:47.794	11.084										
7	1:47.053	0.431	26	4:42.592	1 Lap	10	1:48.046	11.326	23	1:47.721	11.580	32	1:47.864	11.239										
69	1:46.148	0.482	Lap 4																					
33	1:46.663	1.915	97	1:46.166		36	1:48.452	13.663	43	1:48.073	11.653	25	1:47.786	11.246										
4	1:47.123	2.246	69	1:46.444	0.034	99	1:49.466	16.663	8	1:47.836	12.594	23	1:48.022	14.230										
22	1:47.006	2.281	31	1:46.704	0.062	41	1:49.475	16.715	14	1:49.118	14.294	37	1:48.020	14.266										
34	1:46.979	2.982	73	1:46.741	0.104	81	1:49.065	32.932	10	1:48.669	14.333	8	1:47.811	14.310										
27	1:47.133	3.034	71	1:46.621	0.430	Lap 6																		
90	1:47.377	3.198	7	1:46.364	0.488	31	1:47.194		41	1:49.079	21.398	43	1:48.127	14.695										
70	1:47.181	3.363	11	1:46.910	0.694	71	1:47.210	0.063	81	1:48.904	36.914	10	1:48.916	18.256										
14	1:47.646	4.528	33	1:46.519	1.853	73	1:47.143	0.086	Lap 8															
55	1:47.676	4.561	22	1:46.928	3.095	7	1:47.184	0.160	73	1:47.122		36	1:48.458	20.325										
25	1:48.731	4.769	27	1:46.572	3.149	69	1:47.360	0.176	69	1:47.212	0.030	99	1:49.215	26.162										
30	1:47.866	4.786	4	1:46.782	3.297	97	1:47.599	0.360	97	1:47.158	0.050	41	1:49.535	26.413										
37	1:48.379	5.291	34	1:46.963	3.766	11	1:47.598	0.680	7	1:47.064	0.208	81	1:48.101	39.813										
23	1:48.329	6.216	90	1:46.899	3.880	33	1:46.407	0.680	Lap 10															
43	1:48.633	6.289	70	1:46.862	3.914	4	1:47.039	2.873	97	1:47.064	0.208	97	1:46.421											
8	1:48.480	6.546	55	1:47.358	6.286	27	1:47.409	3.177	33	1:46.764	0.264	73	1:46.262	0.198										
32	1:49.769	6.800	25	1:47.337	6.809	22	1:47.190	3.284	71	1:46.931	0.420	7	1:46.313	0.253										
													71	1:46.293	0.676									
													33	1:47.227	1.164									



ETC FIM JUNIORGP WORLD CHAMPIONSHIP ESTORIL II 2024 RACE

Analysis by lap

Lapped

No	Lap Time	Gap	No	Lap Time	Gap	No	Lap Time	Gap	No	Lap Time	Gap	No	Lap Time	Gap
31	1:46.816	1.171	7	1:47.169	0.081	11	1:46.019	0.054						
11	1:46.525	1.236	73	1:47.266	0.137	73	1:46.118	0.082						
69	1:46.741	1.373	71	1:47.295	0.482	7	1:46.348	0.361						
4	1:46.433	2.263	31	1:47.248	0.563	97	1:47.177	0.982						
27	1:46.444	2.393	11	1:47.134	0.649	71	1:46.805	0.998						
22	1:46.636	2.585	33	1:46.989	0.933	27	1:46.555	1.188						
34	1:46.897	4.043	22	1:46.193	1.262	33	1:46.991	1.242						
90	1:48.167	8.554	4	1:46.842	1.872	22	1:46.858	1.300						
70	1:48.135	8.556	27	1:46.947	2.065	4	1:46.513	1.669						
45	1:47.166	11.406	34	1:47.592	4.949	34	1:48.117	7.712						
55	1:47.235	11.898	90	1:48.728	11.495	45	1:47.752	12.539						
32	1:47.468	12.286	70	1:48.733	11.526	55	1:47.397	12.748						
25	1:47.885	12.710	45	1:46.928	11.534	70	1:47.922	12.869						
37	1:48.576	16.421	55	1:47.142	12.146	32	1:47.399	12.961						
8	1:48.541	16.430	32	1:46.730	12.191	90	1:47.874	13.353						
43	1:48.352	16.626	25	1:48.540	14.979	25	1:48.638	18.680						
10	1:48.945	20.780	8	1:48.866	19.675	37	1:49.197	24.515						
14	1:49.007	21.335	37	1:48.393	20.110	8	1:49.232	24.536						
36	1:48.056	21.960	43	1:48.507	20.164	43	1:49.084	24.581						
23	1:54.428	22.237	36	1:48.452	24.642	36	1:49.126	28.749						
99	1:50.682	30.423	10	1:48.752	24.885	10	1:49.108	28.779						
41	1:50.492	30.484	14	1:48.668	25.141	14	1:49.052	29.082						
81	1:48.571	41.963	99	1:50.211	36.698	41	1:49.410	42.496						
			41	1:50.303	36.743	99	1:49.781	42.745						
			81	1:48.657	45.162	81	1:48.618	52.005						
Lap 11			Lap 13			Lap 15								
97	1:46.805		97	1:47.436		73	1:46.757							
73	1:46.625	0.018	31	1:46.981	0.108	31	1:46.842	0.003						
7	1:46.611	0.059	73	1:47.458	0.159	11	1:46.789	0.004						
71	1:46.463	0.334	7	1:47.563	0.208	7	1:46.587	0.109						
31	1:46.096	0.462	11	1:47.017	0.230	97	1:45.980	0.123						
11	1:46.231	0.662	71	1:47.342	0.388	71	1:46.623	0.782						
33	1:46.732	1.091	33	1:46.949	0.446	33	1:47.552	1.955						
69	1:47.157	1.725	22	1:46.811	0.637	4	1:47.143	1.973						
4	1:46.719	2.177	27	1:46.199	0.828	22	1:47.523	1.984						
22	1:46.436	2.216	4	1:46.915	1.351	27	1:47.714	2.063						
27	1:46.677	2.265	34	1:48.277	5.790	34	1:48.018	8.891						
34	1:47.266	4.504	45	1:46.884	10.982	55	1:47.445	13.354						
90	1:48.165	9.914	70	1:47.052	11.142	70	1:47.363	13.393						
70	1:48.189	9.940	55	1:46.836	11.546	45	1:47.755	13.455						
45	1:47.152	11.753	90	1:47.615	11.674	32	1:47.384	13.506						
55	1:47.058	12.151	32	1:47.002	11.757	90	1:47.333	13.847						
32	1:47.127	12.608	25	1:48.694	16.237	25	1:48.630	20.471						
25	1:47.681	13.586	8	1:49.260	21.499	8	1:48.504	26.201						
8	1:48.331	17.956	37	1:48.839	21.513	37	1:49.183	26.859						
43	1:48.983	18.804	43	1:48.964	21.692	43	1:49.144	26.886						
37	1:49.248	18.864	36	1:48.612	25.818	36	1:48.988	30.898						
10	1:49.305	23.280	10	1:48.417	25.866	14	1:48.665	30.908						
36	1:48.182	23.337	14	1:48.520	26.225	10	1:48.984	30.924						
14	1:49.090	23.620	99	1:49.897	39.159	99	1:49.052	44.958						
41	1:49.908	33.587	41	1:49.974	39.281	41	1:49.365	45.022						
99	1:50.016	33.634	81	1:51.856	49.582	81	1:48.369	53.535						
81	1:48.494	43.652												
23	2:09.799	45.231												
Lap 12			Lap 14											
97	1:47.147		31	1:46.087										