

Moto2

FIM JuniorGP 2024 - MOTORLAND ARAGC Race 1 (15 Laps, 76,2 km.)

Classification

No	Rider	Nat	Team	Bike	Tires	Cl.	Laps	Total Time	Gap	Kph	Best Lap		
											Lap	Time	Kph
1	54 ALBERTO FERRÁNDEZ	ESP	FINETWORK TEAM	BOSCOURO	Pirelli		15	28:45.040	-	158.9	3	1:53.768	160.7
2	4 ERIC FERNÁNDEZ	ESP	Fau55 Tey Racing	KALEX	Pirelli		15	28:45.122	+0.082	158.9	2	1:53.430	161.1
3	67 ALBERTO SURRA	ITA	Team Ciatti - Boscoscuro	BOSCOURO	Pirelli		15	28:45.139	+0.099	158.9	3	1:53.249	161.4
4	31 ROBERTO GARCÍA	ESP	FANTIC CARDOSO RACING	KALEX	Pirelli		15	28:45.544	+0.504	158.9	2	1:52.859	161.9
5	40 MATTIA CASADEI	ITA	Team Ciatti - Boscoscuro	BOSCOURO	Pirelli		15	28:45.818	+0.778	158.9	2	1:53.413	161.2
6	10 UNAI ORRADRE	ESP	STV Laglisse Racing	KALEX	Pirelli		15	28:46.169	+1.129	158.8	3	1:53.365	161.2
7	29 HARRISON VOIGHT	AUS	YAMAHA STYLOBIKE PHILIPPINES	KALEX	Pirelli		15	28:46.863	+1.823	158.8	3	1:54.102	160.2
8	24 NICHOLAS SPINELLI	ITA	AGR TEAM	KALEX	Pirelli		15	28:51.114	+6.074	158.4	4	1:53.994	160.3
9	92 ROSSI ATTILA MOOR	USA	MMR	KALEX	Pirelli		15	28:51.169	+6.129	158.4	4	1:54.400	159.8
10	70 JOSH WHATLEY	GBR	FANTIC CARDOSO RACING	KALEX	Pirelli		15	29:02.023	+16.983	157.4	4	1:54.435	159.7
11	77 MATTIA VOLPI	ITA	MMR	KALEX	Pirelli		15	29:02.595	+17.555	157.3	3	1:54.220	160.0
12	7 JOHAN GIMBERT	FRA	PROMORACING	KALEX	Pirelli		15	29:17.043	+32.003	156.0	3	1:55.304	158.5
13	49 FRANCESCO MONGIARDO	ITA	FANTIC CARDOSO RACING	KALEX	Pirelli		15	29:17.433	+32.393	156.0	4	1:55.111	158.8
14	21 EDUARDO MONTERO	ESP	STV LAGLISSE RACING	KALEX	Pirelli		15	29:17.665	+32.625	156.0	5	1:55.836	157.8
15	5 LORENZO FELLON	FRA	SF Racing	KALEX	Pirelli		15	29:21.116	+36.076	155.7	3	1:55.891	157.7
16	27 MAXWELL TOTH	USA	AGR TEAM	KALEX	Pirelli		15	29:25.403	+40.363	155.3	13	1:56.409	157.0
17	30 GIANPAOLO DI VITTORI	ITA	Fau55 Tey Racing	KALEX	Pirelli		15	30:07.215	+1:22.175	151.7	2	1:58.687	154.0
18	88 ABDULLA AL QUBAISI	QAT	Fau55 Tey Racing	KALEX	Pirelli		15	30:07.377	+1:22.337	151.7	6	1:58.952	153.7
19	32 YOSUKE HOSAKA	JPN	MDR competición	KALEX	Pirelli		15	30:12.067	+1:27.027	151.3	9	1:59.563	152.9
20	18 JONA EISENKOLB	DEU	F. Koch Rennsport	KALEX	Pirelli		15	30:13.116	+1:28.076	151.2	9	1:59.632	152.8
21	9 CHARLES AUBRIE	FRA	JEG Racing	KALEX	Pirelli		15	30:20.290	+1:35.250	150.6	8	1:59.767	152.6
Not classified													
23	TAIGA HADA	JPN	PREICANOS RACING TEAM	KALEX	Pirelli		7	23:41.826			4	1:54.119	160.2

Pole Position:

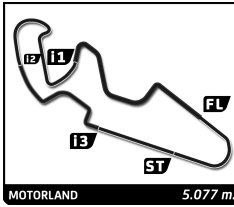
Fastest Lap:

Lap2	ROBERTO GARCÍA	1:52.859	161.9 Kph
------	----------------	----------	-----------

Published at:

Track Status: **DRY**

Clerk of the Course: José Luis Omella	Timekeeper: Alberto Estébanez	
---	---	--



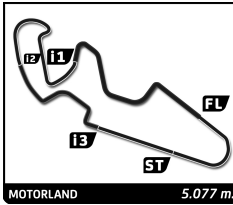
Moto2

FIM JuniorGP 2024 - MOTORLAND ARAGON

Race 1

Best Sector Times

Sector 1			Sector 2			Sector 3			Sector 4			Pos	No	Ideal Lap	Best Lap	
Pos	No	Rider	Time	No	Rider	Time	No	Rider	Time	No	Rider					Time
1	31	R.GARCÍA	32.194	4	E.FERNÁNDEZ	31.777	10	U.ORRADRE	21.563	31	R.GARCÍA	27.209	1	31	1:52.859	1:52.859 (1)
2	54	A.FERRÁNDEZ	32.338	67	A.SURRA	31.792	31	R.GARCÍA	21.609	67	A.SURRA	27.339	2	67	1:53.201	1:53.249 (2)
3	10	U.ORRADRE	32.361	10	U.ORRADRE	31.807	54	A.FERRÁNDEZ	21.660	4	E.FERNÁNDEZ	27.420	3	10	1:53.205	1:53.365 (3)
4	40	M.CASADEI	32.363	31	R.GARCÍA	31.847	4	E.FERNÁNDEZ	21.663	40	M.CASADEI	27.423	4	4	1:53.354	1:53.430 (5)
5	77	M.VOLPI	32.367	40	M.CASADEI	31.923	67	A.SURRA	21.697	23	T.HADA	27.425	5	40	1:53.413	1:53.413 (4)
6	67	A.SURRA	32.373	24	N.SPINELLI	31.951	40	M.CASADEI	21.704	10	U.ORRADRE	27.474	6	54	1:53.578	1:53.768 (6)
7	24	N.SPINELLI	32.450	29	H.VOIGHT	32.011	24	N.SPINELLI	21.710	92	R.MOOR	27.532	7	24	1:53.741	1:53.994 (7)
8	4	E.FERNÁNDEZ	32.494	54	A.FERRÁNDEZ	32.041	29	H.VOIGHT	21.766	54	A.FERRÁNDEZ	27.539	8	29	1:53.898	1:54.102 (8)
9	23	T.HADA	32.533	70	J.WHATLEY	32.051	92	R.MOOR	21.787	70	J.WHATLEY	27.568	9	77	1:53.949	1:54.220 (10)
10	29	H.VOIGHT	32.553	23	T.HADA	32.053	77	M.VOLPI	21.808	29	H.VOIGHT	27.568	10	23	1:54.016	1:54.119 (9)
11	70	J.WHATLEY	32.683	92	R.MOOR	32.138	70	J.WHATLEY	21.869	24	N.SPINELLI	27.630	11	70	1:54.171	1:54.435 (12)
12	92	R.MOOR	32.764	77	M.VOLPI	32.141	49	F.MONGIARDO	21.923	77	M.VOLPI	27.633	12	92	1:54.221	1:54.400 (11)
13	7	J.GIMBERT	32.891	49	F.MONGIARDO	32.354	23	T.HADA	22.005	49	F.MONGIARDO	27.714	13	49	1:54.889	1:55.111 (13)
14	49	F.MONGIARDO	32.898	5	L.FELLON	32.407	7	J.GIMBERT	22.111	7	J.GIMBERT	27.721	14	7	1:55.209	1:55.304 (14)
15	21	E.MONTERO	33.000	7	J.GIMBERT	32.486	21	E.MONTERO	22.142	5	L.FELLON	27.973	15	21	1:55.670	1:55.836 (15)
16	5	L.FELLON	33.131	21	E.MONTERO	32.517	27	M.TOTH	22.230	21	E.MONTERO	28.011	16	5	1:55.797	1:55.891 (16)
17	27	M.TOTH	33.248	27	M.TOTH	32.522	5	L.FELLON	22.286	27	M.TOTH	28.175	17	27	1:56.175	1:56.409 (17)
18	30	G.DI VITTORI	33.840	32	Y.HOSAKA	33.443	30	G.DI VITTORI	22.805	18	J.EISENKOLB	28.341	18	30	1:58.623	1:58.687 (18)
19	88	A.AL QUBAIS	34.030	88	A.AL QUBAIS	33.448	88	A.AL QUBAIS	22.821	88	A.AL QUBAIS	28.371	19	88	1:58.670	1:58.952 (19)
20	9	C.AUBRIE	34.172	30	G.DI VITTORI	33.540	18	J.EISENKOLB	22.834	30	G.DI VITTORI	28.438	20	18	1:59.044	1:59.632 (21)
21	32	Y.HOSAKA	34.265	18	J.EISENKOLB	33.599	9	C.AUBRIE	22.995	32	Y.HOSAKA	28.489	21	32	1:59.223	1:59.563 (20)
22	18	J.EISENKOLB	34.270	9	C.AUBRIE	33.662	32	Y.HOSAKA	23.026	9	C.AUBRIE	28.660	22	9	1:59.489	1:59.767 (22)



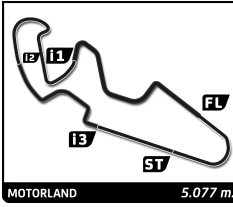
Moto2

FIM JuniorGP 2024 - MOTORLAND ARAGON

Race 1

Best Top Speed

No Rider	Team	Class	Top 1		Top 2		Top 3		Top 4		Top 5		
			Kph	Lap	Kph	Lap	Kph	Lap	Kph	Lap	Kph	Lap	Avg
54	ALBERTO FERRÁNDEZ	FINETWORK TEAM	287.2	8	286.5	13	285.0	14	285.0	12	284.2	7	285,6
31	ROBERTO GARCÍA	FANTIC CARDOSO RACING	286.5	3	285.0	2	283.5	15	283.5	13	283.5	11	284,4
67	ALBERTO SURRA	Team Ciatti - Boscoscuro	286.5	4	285.7	6	283.5	5	283.5	1	280.5	15	283,9
40	MATTIA CASADEI	Team Ciatti - Boscoscuro	285.7	15	285.7	10	285.0	12	285.0	8	285.0	7	285,3
70	JOSH WHATLEY	FANTIC CARDOSO RACING	285.0	2	282.0	1	278.4	3	277.6	4	276.2	14	279,8
10	UNAI ORRADRE	STV Laglisse Racing	284.2	12	282.0	11	281.2	14	281.2	5	280.5	15	281,8
92	ROSSI ATTILA MOOR	MMR	284.2	1	282.0	15	282.0	7	282.0	6	282.0	2	282,4
4	ERIC FERNÁNDEZ	Fau55 Tey Racing	283.5	14	282.7	5	282.0	15	280.5	13	280.5	11	281,8
23	TAIGA HADA	PREICANOS RACING TEAM	282.0	6	281.2	1	278.4	3	277.6	4	276.9	5	279,2
7	JOHAN GIMBERT	PROMORACING	281.2	2	281.2	1	280.5	14	279.8	8	279.8	3	280,5
5	LORENZO FELLON	SF Racing	280.5	2	279.8	13	279.8	1	279.1	15	279.1	11	279,7
21	EDUARDO MONTERO	STV LAGLISSE RACING	280.5	12	280.5	11	278.4	1	277.6	14	277.6	10	278,9
49	FRANCESCO MONGIARDI	FANTIC CARDOSO RACING	280.5	6	279.1	10	276.9	5	276.9	1	276.2	9	277,9
24	NICHOLAS SPINELLI	AGR TEAM	279.8	4	279.1	3	278.4	11	277.6	12	277.6	9	278,5
29	HARRISON VOIGHT	YAMAHA STYLOBIKE PHILIPPINES	279.8	15	279.8	10	279.8	7	279.1	2	277.6	13	279,2
32	YOSUKE HOSAKA	MDR competición	279.8	3	279.1	2	279.1	1	276.2	15	276.2	13	278,1
77	MATTIA VOLPI	MMR	279.8	15	279.8	1	277.6	8	277.6	2	276.9	9	278,3
18	JONA EISENKOLB	F. Koch Rennsport	279.1	8	278.4	10	277.6	9	275.5	1	273.4	12	276,8
88	ABDULLA AL QUBAISI	Fau55 Tey Racing	278.4	15	276.9	1	276.2	3	275.5	4	274.8	9	276,4
27	MAXWELL TOTH	AGR TEAM	277.6	3	277.6	2	277.6	1	276.9	4	274.1	15	276,8
30	GIANPAOLO DI VITTORI	Fau55 Tey Racing	274.1	7	274.1	1	273.4	2	272.7	6	271.4	9	273,1
9	CHARLES AUBRIE	JEG Racing	270.0	2	268.7	1	266.7	3	266.0	10	266.0	9	267,5



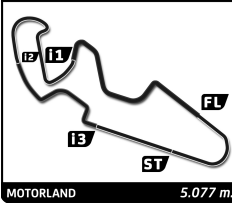
Moto2

FIM JuniorGP 2024 - MOTORLAND ARAGON

Race 1

Lap Chart

No	Pos	Grid	Lap														
			1	2	3	4	5	6	7	8	9	10	11	12	13	14	15
54	1	54	54	54	54	54	31	4	67	67	67	67	67	67	67	67	54
4	2	4	40	40	40	31	31	4	31	4	4	31	31	31	31	54	4
77	3	77	4	4	31	40	40	54	67	31	31	4	4	4	4	31	67
40	4	40	77	31	4	4	10	10	10	10	54	54	54	54	54	4	31
24	5	24	10	10	10	10	4	67	54	54	40	40	40	40	10	10	40
92	6	92	31	77	67	67	67	40	40	40	10	10	10	10	40	40	10
10	7	10	24	67	77	77	24	24	24	24	24	24	29	29	29	29	29
7	8	7	92	24	24	24	77	77	77	29	29	29	24	24	24	24	24
70	9	70	67	92	92	92	29	29	92	92	92	92	92	92	92	92	92
31	10	31	70	70	70	70	29	92	92	77	77	77	77	77	77	77	70
21	11	21	7	23	29	29	23	23	70	70	70	70	70	70	70	70	77
67	12	67	23	29	23	23	70	70	49	49	7	7	49	49	49	49	7
5	13	5	29	7	7	7	7	7	7	7	49	49	7	7	7	21	49
29	14	29	21	49	49	49	49	49	21	21	21	21	21	21	21	7	21
49	15	49	49	21	21	21	21	21	5	5	5	5	5	5	5	5	5
18	16	18	5	5	5	5	5	5	27	27	27	27	27	27	27	27	27
23	17	23	88	88	30	30	27	27	88	30	30	30	30	30	30	30	30
27	18	27	30	30	88	27	30	88	30	88	88	88	88	88	88	88	88
30	19	30	18	18	27	88	88	30	32	32	32	18	32	32	32	32	32
88	20	88	9	27	18	9	9	9	18	18	18	32	18	18	18	18	18
9	22	9	32	9	9	18	32	32	9	9	9	9	9	9	9	9	9
32		32	27	32	32	32	18	18	23								



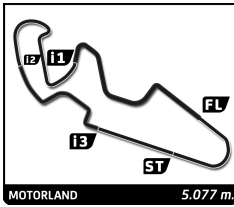
Moto2

FIM JuniorGP 2024 - MOTORLAND ARAGON

Race 1

Fastest Lap Sequence

Elapsed	No Rider	Team	Bike	Class	Time	Kph	Lap
3:49.512	54 ALBERTO FERRÁNDEZ	FINETWORK TEAM	BOSCOSCURO		1:53.777	160.6	2
3:49.641	40 MATTIA CASADEI	Team Ciatti - Boscoscuro	BOSCOSCURO		1:53.413	161.2	2
3:49.941	31 ROBERTO GARCÍA	FANTIC CARDOSO RACING	KALEX		1:52.859	161.9	2



Moto2

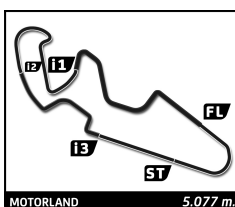
FIM JuniorGP 2024 - MOTORLAND ARAGON

Race 1

Analysis by lap

Lapped 1

No	Lap Time	Gap	No	Lap Time	Gap	No	Lap Time	Gap	No	Lap Time	Gap	No	Lap Time	Gap
Lap 1			77	1:54.220	2.437	21	1:55.836	13.484	Lap 8			92	1:55.620	6.271
54	1:55.735	0.000	24	1:54.254	2.710	5	1:56.268	14.595	67	1:55.013		77	1:56.271	9.503
40	1:56.228	0.493	92	1:54.486	3.761	27	1:56.770	26.480	4	1:55.477	0.198	70	1:55.903	10.959
4	1:56.332	0.597	70	1:54.700	4.161	30	1:58.987	28.625	31	1:55.801	0.739	7	1:56.989	19.580
77	1:56.955	1.220	29	1:54.102	4.842	88	1:59.120	29.803	10	1:55.797	0.999	49	1:56.948	19.719
10	1:57.028	1.293	23	1:54.770	5.136	9	2:00.244	35.152	54	1:55.691	1.316	21	1:56.825	20.536
31	1:57.082	1.347	7	1:55.304	6.806	32	2:00.019	35.534	40	1:55.531	1.590	5	1:57.614	24.980
24	1:57.691	1.956	49	1:55.142	7.900	18	2:00.668	35.887	24	1:55.296	3.132	27	1:56.833	35.057
92	1:57.899	2.164	21	1:55.976	9.704	Lap 6			30	2:00.284	55.179			
67	1:58.013	2.278	5	1:55.891	10.411	31	1:54.366		29	1:54.802	4.710	88	2:00.251	55.316
70	1:58.303	2.568	30	1:59.006	18.644	4	1:53.684	0.105	92	1:55.553	5.612	18	2:00.044	1:01.568
7	1:58.756	3.021	88	1:59.619	18.996	54	1:55.123	0.701	77	1:57.242	7.113	32	2:00.289	1:01.615
23	1:58.821	3.086	27	1:56.635	19.096	10	1:54.347	0.726	70	1:56.403	9.526	9	2:01.081	1:03.357
29	1:59.175	3.440	18	2:00.380	22.823	67	1:54.355	0.821	49	1:56.860	15.369	Lap 11		
21	2:00.459	4.724	9	2:00.055	22.846	40	1:54.996	1.310	7	1:56.724	15.596	67	1:55.742	
49	2:00.509	4.774	32	1:59.923	23.242	24	1:54.586	3.235	21	1:56.138	17.119	31	1:55.462	0.145
5	2:01.441	5.706	Lap 4			77	1:55.267	4.528	5	1:56.834	20.086	4	1:55.421	0.255
88	2:03.392	7.657	54	1:54.020		29	1:54.722	5.326	27	1:56.735	32.125	54	1:55.174	0.947
30	2:04.231	8.496	31	1:54.125	0.233	92	1:55.219	5.494	30	2:00.456	44.798	40	1:55.621	1.452
18	2:05.079	9.344	40	1:54.505	0.541	23	1:54.523	5.599	88	2:00.610	44.892	10	1:55.195	1.551
9	2:05.491	9.756	4	1:54.312	0.594	70	1:54.732	8.155	32	2:00.039	52.124	29	1:55.333	3.676
32	2:06.532	10.797	10	1:54.166	0.958	7	1:56.165	12.244	18	1:59.879	52.253	24	1:56.175	4.425
27	2:06.775	11.040	67	1:53.537	1.068	49	1:56.049	12.366	9	1:59.767	52.399	92	1:55.534	6.063
Lap 2			77	1:54.244	2.661	21	1:55.960	15.022	Lap 9			77	1:57.039	10.800
54	1:53.777		24	1:53.994	2.684	5	1:56.715	16.888	67	1:55.164		70	1:56.692	11.909
40	1:53.413	0.129	92	1:54.400	4.141	27	1:56.616	28.674	4	1:55.059	0.093	49	1:58.104	22.081
4	1:53.430	0.250	70	1:54.435	4.576	88	1:58.952	34.333	31	1:54.923	0.498	7	1:58.320	22.158
31	1:52.859	0.429	29	1:54.182	5.004	30	2:00.637	34.840	54	1:55.308	1.460	21	1:57.734	22.528
10	1:53.699	1.215	23	1:54.119	5.235	9	2:01.106	41.836	40	1:55.318	1.744	5	1:57.787	27.025
77	1:54.542	1.985	7	1:55.894	8.680	32	2:01.350	42.462	10	1:56.663	2.498	27	1:56.789	36.104
67	1:53.569	2.070	49	1:55.111	8.991	18	2:01.285	42.750	24	1:55.675	3.643	30	2:00.360	59.797
24	1:54.045	2.224	21	1:56.086	11.770	Lap 7			29	1:55.008	4.554	88	2:00.370	59.944
92	1:54.656	3.043	5	1:56.058	12.449	4	1:55.038		92	1:55.400	5.848	32	2:00.074	1:05.947
70	1:54.438	3.229	30	1:59.136	23.760	31	1:55.360	0.217	77	1:56.480	8.429	18	2:00.542	1:06.368
23	1:54.825	4.134	27	1:58.756	23.832	67	1:54.588	0.266	70	1:55.891	10.253	9	2:01.714	1:09.329
29	1:54.845	4.508	88	1:59.829	24.805	10	1:54.898	0.481	7	1:57.356	17.788	Lap 12		
7	1:56.026	5.270	9	2:00.204	29.030	54	1:55.346	0.904	49	1:57.763	17.968	67	1:55.407	
49	1:55.529	6.526	18	2:00.538	29.341	40	1:55.171	1.338	21	1:56.953	18.908	31	1:55.441	0.179
21	1:56.549	7.496	32	2:00.415	29.637	24	1:55.023	3.115	5	1:57.641	22.563	4	1:55.499	0.347
5	1:56.359	8.288	Lap 5			77	1:55.765	5.150	27	1:56.460	33.421	54	1:55.309	0.849
88	1:59.265	13.145	54	1:54.122		29	1:55.004	5.187	30	2:00.458	50.092	40	1:55.091	1.136
30	1:58.687	13.406	31	1:53.945	0.056	92	1:54.987	5.338	88	2:00.534	50.262	10	1:55.085	1.229
18	2:00.644	16.211	40	1:54.317	0.736	70	1:55.390	8.402	32	1:59.563	56.523	29	1:55.051	3.320
27	1:58.966	16.229	10	1:53.965	0.801	49	1:56.565	13.788	18	1:59.632	56.721	24	1:55.805	4.823
9	2:00.580	16.559	4	1:54.371	0.843	7	1:57.050	14.151	9	2:00.238	57.473	92	1:55.859	6.515
32	2:00.067	17.087	67	1:53.942	0.888	21	1:56.381	16.260	Lap 10			77	1:56.825	12.218
Lap 3			24	1:54.509	3.071	5	1:56.786	18.531	67	1:55.197		70	1:56.873	13.375
54	1:53.768		77	1:55.144	3.683	27	1:57.138	30.669	31	1:55.124	0.425	49	1:58.209	24.883
40	1:53.695	0.056	92	1:54.678	4.697	88	2:00.371	39.561	4	1:55.680	0.576	7	1:58.219	24.970
31	1:53.467	0.128	29	1:54.144	5.026	30	1:59.924	39.621	54	1:55.252	1.515	21	1:58.173	25.294
4	1:53.820	0.302	23	1:54.385	5.498	32	2:00.045	47.364	40	1:55.026	1.573	5	1:57.715	29.333
10	1:53.365	0.812	70	1:57.391	7.845	18	2:00.046	47.653	10	1:54.797	2.098	27	1:56.885	37.582
67	1:53.249	1.551	7	1:55.943	10.501	9	2:01.218	47.911	24	1:55.546	3.992	23	12:10.383	5 Laps
			49	1:55.870	10.739				29	1:54.728	4.085	30	2:00.590	1:04.980



Moto2

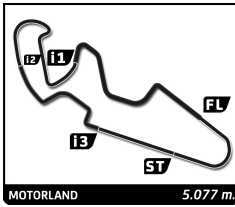
FIM JuniorGP 2024 - MOTORLAND ARAGON

Race 1

Analysis by lap

Lapped ■

No	Lap Time	Gap	No	Lap Time	Gap	No	Lap Time	Gap	No	Lap Time	Gap	No	Lap Time	Gap
88	2:00.555	1:05.092	40	1:55.332	0.778									
32	2:00.141	1:10.681	10	1:56.363	1.129									
18	2:00.427	1:11.388	29	1:55.222	1.823									
9	2:01.606	1:15.528	24	1:56.056	6.074									
Lap 13														
67	1:55.605		92	1:55.484	6.129									
31	1:55.513	0.087	70	1:57.159	16.983									
4	1:55.426	0.168	77	1:58.735	17.555									
54	1:55.119	0.363	7	1:57.410	32.003									
10	1:55.381	1.005	49	1:58.105	32.393									
40	1:56.149	1.680	21	1:58.176	32.625									
29	1:55.238	2.953	5	1:58.421	36.076									
24	1:55.985	5.203	27	1:56.988	40.363									
92	1:55.868	6.778	30	2:01.369	1:22.175									
77	1:57.157	13.770	88	2:01.463	1:22.337									
70	1:57.052	14.822	32	2:01.465	1:27.027									
49	1:58.569	27.847	18	2:01.302	1:28.076									
7	1:58.592	27.957	9	2:02.486	1:35.250									
21	1:58.409	28.098												
5	1:57.773	31.501												
27	1:56.409	38.386												
30	2:01.795	1:11.170												
88	2:01.760	1:11.247												
32	2:00.706	1:15.782												
18	2:01.103	1:16.886												
9	2:02.069	1:21.992												
Lap 14														
67	1:55.703													
54	1:55.516	0.176												
31	1:56.014	0.398												
4	1:55.959	0.424												
10	1:55.420	0.722												
40	1:55.425	1.402												
29	1:55.307	2.557												
24	1:56.474	5.974												
92	1:55.526	6.601												
77	1:56.709	14.776												
70	1:56.661	15.780												
49	1:58.100	30.244												
21	1:58.010	30.405												
7	1:58.295	30.549												
5	1:57.813	33.611												
27	1:56.648	39.331												
30	2:01.295	1:16.762												
88	2:01.286	1:16.830												
32	2:01.439	1:21.518												
18	2:01.547	1:22.730												
9	2:02.431	1:28.720												
Lap 15														
54	1:55.780													
4	1:55.614	0.082												
67	1:56.055	0.099												
31	1:56.062	0.504												



Moto2

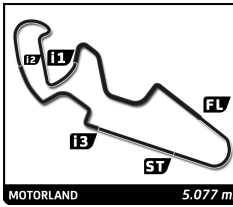
FIM JuniorGP 2024 - MOTORLAND ARAGON

Race 1

Sector Analysis

— Invalidated Lap ■ Personal Best ■ Session Best B Crossing the pit lane

Lap	Time	Sector 1	Sector 2	Sector 3	Sector 4	T.Spd	Lap	Time	Sector 1	Sector 2	Sector 3	Sector 4	T.Spd
54 ALBERTO FERRÁNDEZ ESP							1	1:57.082	35.487	32.426	21.905	27.264	283.5
FINETWORK TEAM BOSCOSCURO							2	1:52.859	32.194	31.847	21.609	27.209	285.0
1	1:55.735	34.117	32.230	21.745	27.643	278.4	3	1:53.467	32.309	32.058	21.686	27.414	286.5
2	1:53.777	32.380	32.067	21.744	27.586	278.4	4	1:54.125	32.450	32.163	22.001	27.511	279.8
3	1:53.768	32.361	32.041	21.660	27.706	277.6	5	1:53.945	32.399	32.197	21.815	27.534	282.7
4	1:54.020	32.338	32.253	21.678	27.751	278.4	6	1:54.366	32.676	32.309	21.758	27.623	276.2
5	1:54.122	32.423	32.237	21.756	27.706	279.1	7	1:55.360	32.728	32.561	22.320	27.751	273.4
6	1:55.123	32.865	32.473	22.246	27.539	284.2	8	1:55.801	33.154	33.016	21.918	27.713	282.0
7	1:55.346	32.913	32.582	22.234	27.617	284.2	9	1:54.923	32.579	32.707	22.036	27.601	282.0
8	1:55.691	32.952	32.765	22.237	27.737	287.2	10	1:55.124	32.817	32.638	21.956	27.713	281.2
9	1:55.308	33.103	32.478	21.932	27.795	281.2	11	1:55.462	32.984	32.638	22.040	27.800	283.5
10	1:55.252	32.915	32.602	21.979	27.756	282.0	12	1:55.441	32.985	32.593	22.017	27.846	281.2
11	1:55.174	32.964	32.528	21.993	27.689	283.5	13	1:55.513	32.933	32.753	22.007	27.820	283.5
12	1:55.309	32.936	32.620	22.068	27.685	285.0	14	1:56.014	33.191	32.995	22.128	27.700	282.7
13	1:55.119	32.790	32.605	22.072	27.652	286.5	15	1:56.062	33.382	32.667	22.322	27.691	283.5
14	1:55.516	33.020	32.645	22.016	27.835	285.0							
15	1:55.780	32.821	32.705	22.452	27.802	282.0							
4 ERIC FERNÁNDEZ ESP							40 MATTIA CASADEI ITA						
Fau55 Tey Racing KALEX							Team Ciatti - Boscoscuro BOSCOSCURO						
1	1:56.332	34.344	32.585	21.936	27.467	275.5	1	1:56.228	34.503	32.372	21.869	27.484	279.8
2	1:53.430	32.533	31.777	21.700	27.420	279.1	2	1:53.413	32.363	31.923	21.704	27.423	282.7
3	1:53.820	32.658	31.988	21.754	27.420	279.1	3	1:53.695	32.425	31.978	21.755	27.537	282.0
4	1:54.312	32.494	32.013	22.016	27.789	277.6	4	1:54.505	32.450	32.709	21.922	27.424	279.8
5	1:54.371	32.700	32.170	21.987	27.514	282.7	5	1:54.317	32.564	32.176	21.853	27.724	281.2
6	1:53.684	32.543	31.984	21.663	27.494	277.6	6	1:54.996	32.909	32.310	22.050	27.727	284.2
7	1:55.038	32.818	32.371	22.122	27.727	275.5	7	1:55.171	32.854	32.513	21.997	27.807	285.0
8	1:55.477	33.110	32.664	22.012	27.691	275.5	8	1:55.531	32.759	32.703	22.354	27.715	285.0
9	1:55.059	32.881	32.471	22.035	27.672	277.6	9	1:55.318	33.138	32.544	21.971	27.665	284.2
10	1:55.680	33.105	32.832	22.097	27.646	278.4	10	1:55.026	32.886	32.516	22.031	27.593	285.7
11	1:55.421	33.138	32.496	22.139	27.648	280.5	11	1:55.621	33.072	32.700	22.196	27.653	282.0
12	1:55.499	33.133	32.498	22.150	27.718	279.8	12	1:55.091	32.885	32.584	21.997	27.625	285.0
13	1:55.426	33.019	32.613	22.123	27.671	280.5	13	1:56.149	33.309	32.918	22.201	27.721	282.0
14	1:55.959	33.405	32.752	22.205	27.597	283.5	14	1:55.425	33.023	32.558	22.089	27.755	282.7
15	1:55.614	33.415	32.646	21.918	27.635	282.0	15	1:55.332	32.999	32.532	22.104	27.697	285.7
67 ALBERTO SURRA ITA							10 UNAI ORRADRE ESP						
Team Ciatti - Boscoscuro BOSCOSCURO							STV Laglisse Racing KALEX						
1	1:58.013	35.409	32.640	22.401	27.563	283.5	1	1:57.028	35.046	32.665	21.843	27.474	279.1
2	1:53.569	32.577	31.798	21.777	27.417	276.9	2	1:53.699	32.594	31.988	21.563	27.554	277.6
3	1:53.249	32.405	31.792	21.697	27.355	280.5	3	1:53.365	32.410	31.807	21.575	27.573	276.2
4	1:53.537	32.373	31.894	21.774	27.496	286.5	4	1:54.166	32.361	32.210	21.916	27.679	280.5
5	1:53.942	32.459	32.163	21.981	27.339	283.5	5	1:53.965	32.439	31.987	21.927	27.612	281.2
6	1:54.355	32.876	32.165	21.819	27.495	285.7	6	1:54.347	32.395	32.117	22.003	27.832	276.9
7	1:54.588	32.893	32.030	21.997	27.668	280.5	7	1:54.898	33.143	32.406	21.778	27.571	276.9
8	1:55.013	32.943	32.415	21.935	27.720	277.6	8	1:55.797	32.974	33.190	21.979	27.654	279.8
9	1:55.164	32.827	32.487	22.066	27.784	277.6	9	1:56.663	33.863	33.075	22.003	27.722	279.8
10	1:55.197	32.842	32.442	22.026	27.887	276.9	10	1:54.797	33.003	32.336	21.846	27.612	279.8
11	1:55.742	33.157	32.657	22.109	27.819	276.9	11	1:55.195	32.993	32.371	22.196	27.635	282.0
12	1:55.407	32.887	32.522	22.199	27.799	276.9	12	1:55.085	32.943	32.582	22.036	27.524	284.2
13	1:55.605	32.928	32.626	22.137	27.914	276.9	13	1:55.381	33.281	32.505	21.903	27.692	278.4
14	1:55.703	33.107	32.581	22.191	27.824	277.6	14	1:55.420	33.019	32.607	22.174	27.620	281.2
15	1:56.055	32.871	32.854	22.342	27.988	280.5	15	1:56.363	33.421	33.159	22.070	27.713	280.5
31 ROBERTO GARCÍA ESP							29 HARRISON VOIGHT AUS						
FANTIC CARDOSO RACING KALEX							YAMAHA STYLOBIKE PHILIPPINES KALEX						
1	1:59.175	36.465	32.596	22.378	27.736	276.9	1	1:59.175	36.465	32.596	22.378	27.736	276.9
2	1:54.845	33.051	32.342	21.884	27.568	279.1	2	1:54.845	33.051	32.342	21.884	27.568	279.1
3	1:54.102	32.570	32.011	21.840	27.681	276.9	3	1:54.102	32.570	32.011	21.840	27.681	276.9



Moto2

FIM JuniorGP 2024 - MOTORLAND ARAGON

Race 1

Sector Analysis

— Invalidated Lap ■ Personal Best ■ Session Best B Crossing the pit lane

Lap	Time	Sector 1	Sector 2	Sector 3	Sector 4	T.Sp	Lap	Time	Sector 1	Sector 2	Sector 3	Sector 4	T.Sp
4	1:54.182	32.649	32.065	21.831	27.637	276.2	7	1:55.390	32.813	32.453	22.078	28.046	274.1
5	1:54.144	32.553	32.177	21.766	27.648	276.9	8	1:56.403	32.897	32.533	22.757	28.216	273.4
6	1:54.722	32.653	32.322	21.881	27.866	275.5	9	1:55.891	33.104	32.601	22.142	28.044	274.1
7	1:55.004	32.847	32.236	22.080	27.841	279.8	10	1:55.903	33.071	32.622	22.154	28.056	275.5
8	1:54.802	32.742	32.342	21.905	27.813	276.2	11	1:56.692	33.256	32.946	22.364	28.126	276.2
9	1:55.008	32.866	32.322	21.943	27.877	276.9	12	1:56.873	33.355	33.001	22.367	28.150	274.1
10	1:54.728	32.967	32.185	21.915	27.661	279.8	13	1:57.052	33.368	33.068	22.479	28.137	276.2
11	1:55.333	33.131	32.445	21.916	27.841	277.6	14	1:56.661	33.341	32.888	22.350	28.082	276.2
12	1:55.051	32.850	32.384	22.059	27.758	276.9	15	1:57.159	33.356	33.108	22.562	28.133	274.8
13	1:55.238	32.836	32.419	22.047	27.936	277.6							
14	1:55.307	33.098	32.397	22.001	27.811	276.9							
15	1:55.222	33.089	32.384	22.018	27.731	279.8							

24 NICHOLAS SPINELLI ITA
AGR TEAM KALEX

1	1:57.691	35.213	32.651	22.197	27.630	277.6
2	1:54.045	32.456	32.021	21.787	27.781	276.9
3	1:54.254	32.504	32.151	21.960	27.639	279.1
4	1:53.994	32.450	31.951	21.905	27.688	279.8
5	1:54.509	32.601	32.308	21.768	27.832	276.9
6	1:54.586	32.738	32.293	21.710	27.845	276.2
7	1:55.023	32.750	32.427	21.882	27.964	277.6
8	1:55.296	32.893	32.520	21.921	27.962	276.9
9	1:55.675	33.075	32.585	22.057	27.958	277.6
10	1:55.546	33.037	32.589	21.970	27.950	276.9
11	1:56.175	33.143	32.923	22.112	27.997	278.4
12	1:55.805	33.067	32.650	22.165	27.923	277.6
13	1:55.985	33.031	32.679	22.100	28.175	276.9
14	1:56.474	33.226	32.913	22.098	28.237	275.5
15	1:56.056	33.162	32.822	21.979	28.093	276.2

92 ROSSI ATTILA MOOR USA
MMR KALEX

1	1:57.899	34.919	32.741	22.619	27.620	284.2
2	1:54.656	32.983	32.210	21.931	27.532	282.0
3	1:54.486	32.914	32.142	21.787	27.643	277.6
4	1:54.400	32.764	32.138	21.818	27.680	276.9
5	1:54.678	32.921	32.158	21.958	27.641	277.6
6	1:55.219	32.842	32.637	22.090	27.650	282.0
7	1:54.987	33.038	32.331	22.049	27.569	282.0
8	1:55.553	33.162	32.537	22.133	27.721	278.4
9	1:55.400	33.122	32.543	22.038	27.697	276.9
10	1:55.620	33.165	32.487	22.210	27.758	276.9
11	1:55.534	33.072	32.536	22.122	27.804	277.6
12	1:55.859	33.263	32.553	22.144	27.899	277.6
13	1:55.868	33.264	32.610	22.209	27.785	277.6
14	1:55.526	33.065	32.615	22.043	27.803	278.4
15	1:55.484	33.087	32.547	22.113	27.737	282.0

70 JOSH WHATLEY GBR
FANTIC CARDOSO RACING KALEX

1	1:58.303	35.655	32.617	22.312	27.719	282.0
2	1:54.438	32.859	32.051	21.960	27.568	285.0
3	1:54.700	32.896	32.143	21.934	27.727	278.4
4	1:54.435	32.736	32.072	21.869	27.758	277.6
5	1:57.391	32.683	32.418	23.129	29.161	275.5
6	1:54.732	32.806	32.205	21.877	27.844	275.5

77 MATTIA VOLPI ITA
MMR KALEX

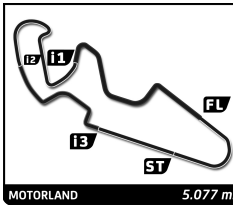
1	1:56.955	34.668	32.742	21.855	27.690	279.8
2	1:54.542	32.868	32.190	21.808	27.676	277.6
3	1:54.220	32.367	32.394	21.826	27.633	276.9
4	1:54.244	32.453	32.141	21.816	27.834	276.2
5	1:55.144	32.915	32.512	21.918	27.799	276.9
6	1:55.267	32.750	32.432	22.085	28.000	276.9
7	1:55.765	33.186	32.512	22.134	27.933	276.9
8	1:57.242	33.232	32.623	23.226	28.161	277.6
9	1:56.480	33.430	32.761	22.237	28.052	276.9
10	1:56.271	33.200	32.721	22.260	28.090	276.2
11	1:57.039	33.439	32.852	22.524	28.224	276.2
12	1:56.825	33.304	32.845	22.479	28.197	276.2
13	1:57.157	33.489	33.024	22.403	28.241	276.2
14	1:56.709	33.369	32.813	22.358	28.169	276.2
15	1:58.735	35.277	32.816	22.497	28.145	279.8

7 JOHAN GIMBERT FRA
PROMORACING KALEX

1	1:58.756	35.888	32.877	22.258	27.733	281.2
2	1:56.026	33.313	32.881	22.111	27.721	281.2
3	1:55.304	32.891	32.486	22.152	27.775	279.8
4	1:55.894	33.018	32.651	22.237	27.988	272.0
5	1:55.943	33.160	32.570	22.267	27.946	275.5
6	1:56.165	33.087	32.733	22.314	28.031	276.2
7	1:57.050	33.434	33.113	22.543	27.960	279.1
8	1:56.724	33.559	32.920	22.336	27.909	279.8
9	1:57.356	33.799	33.056	22.465	28.036	276.2
10	1:56.989	33.414	32.981	22.430	28.164	275.5
11	1:58.320	34.023	33.426	22.691	28.180	278.4
12	1:58.219	33.589	33.371	22.863	28.396	276.9
13	1:58.592	34.073	33.441	22.810	28.268	271.4
14	1:58.295	34.032	33.711	22.598	27.954	280.5
15	1:57.410	33.729	33.120	22.611	27.950	279.1

49 FRANCESCO MONGIARDO ITA
FANTIC CARDOSO RACING KALEX

1	2:00.509	37.330	33.142	22.189	27.848	276.9
2	1:55.529	33.242	32.427	22.119	27.741	276.2
3	1:55.142	33.015	32.438	21.923	27.766	274.8
4	1:55.111	32.898	32.354	22.145	27.714	275.5
5	1:55.870	33.151	32.578	22.141	28.000	276.9
6	1:56.049	33.102	32.620	22.324	28.003	280.5
7	1:56.565	33.446	32.916	22.116	28.087	274.1
8	1:56.860	33.413	32.992	22.370	28.085	273.4
9	1:57.763	33.867	33.206	22.618	28.072	276.2



Moto2

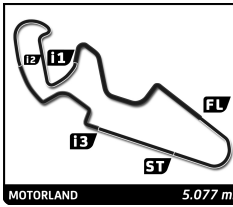
FIM JuniorGP 2024 - MOTORLAND ARAGON

Race 1

Sector Analysis

— Invalidated Lap ■ Personal Best ■ Session Best B Crossing the pit lane

Lap	Time	Sector 1	Sector 2	Sector 3	Sector 4	T.Spd	Lap	Time	Sector 1	Sector 2	Sector 3	Sector 4	T.Spd
10	1:56.948	33.445	33.139	22.353	28.011	279.1	13	1:56.409	33.288	32.679	22.267	28.175	273.4
11	1:58.104	33.749	33.263	22.749	28.343	273.4	14	1:56.648	33.391	32.741	22.325	28.191	273.4
12	1:58.209	33.857	33.283	22.615	28.454	272.7	15	1:56.988	33.263	32.928	22.506	28.291	274.1
13	1:58.569	34.021	33.442	22.726	28.380	273.4	30 GIANPAOLO DI VITTORI ITA Fau55 Tey Racing KALEX						
14	1:58.100	33.933	33.312	22.555	28.300	273.4	1	2:04.231	37.912	34.823	23.052	28.444	274.1
15	1:58.105	33.807	33.238	22.520	28.540	273.4	2	1:58.687	33.840	33.560	22.840	28.447	273.4
21 EDUARDO MONTERO ESP STV LAGLISSE RACING KALEX						3	1:59.006	34.184	33.540	22.844	28.438	270.0	
1	2:00.459	37.044	32.970	22.199	28.246	278.4	4	1:59.136	34.068	33.673	22.805	28.590	270.0
2	1:56.549	33.616	32.682	22.152	28.099	276.9	5	1:58.987	33.843	33.658	22.909	28.577	268.7
3	1:55.976	33.098	32.573	22.142	28.163	275.5	6	2:00.637	34.179	33.867	24.041	28.550	272.7
4	1:56.086	33.016	32.587	22.242	28.241	274.8	7	1:59.924	34.201	33.986	23.164	28.573	274.1
5	1:55.836	33.119	32.517	22.189	28.011	274.8	8	2:00.456	34.430	34.063	23.046	28.917	270.0
6	1:55.960	33.000	32.557	22.245	28.158	274.8	9	2:00.458	34.821	33.832	23.078	28.727	271.4
7	1:56.381	33.096	32.779	22.331	28.175	275.5	10	2:00.284	34.244	34.050	23.208	28.782	270.0
8	1:56.138	33.054	32.767	22.216	28.101	275.5	11	2:00.360	34.347	34.053	23.208	28.752	270.7
9	1:56.953	33.315	32.876	22.399	28.363	276.2	12	2:00.590	34.471	34.016	23.259	28.844	268.7
10	1:56.825	33.421	32.907	22.288	28.209	277.6	13	2:01.795	35.003	34.210	23.525	29.057	270.0
11	1:57.734	33.554	33.218	22.620	28.342	280.5	14	2:01.295	34.659	34.153	23.633	28.850	269.3
12	1:58.173	33.668	33.128	22.791	28.586	280.5	15	2:01.369	34.836	33.942	23.661	28.930	268.7
13	1:58.409	33.880	33.588	22.669	28.272	276.2	88 ABDULLA AL QUBAISI QAT Fau55 Tey Racing KALEX						
14	1:58.010	34.080	33.363	22.342	28.225	277.6	1	2:03.392	37.710	34.037	23.135	28.510	276.9
15	1:58.176	34.061	33.043	22.741	28.331	275.5	2	1:59.265	34.035	33.694	22.946	28.590	273.4
5 LORENZO FELLON FRA SF Racing KALEX						3	1:59.619	34.297	33.960	22.821	28.541	276.2	
1	2:01.441	37.138	33.393	22.655	28.255	279.8	4	1:59.829	34.464	33.784	23.101	28.480	275.5
2	1:56.359	33.475	32.531	22.380	27.973	280.5	5	1:59.120	34.241	33.494	22.887	28.498	274.8
3	1:55.891	33.131	32.407	22.347	28.006	279.1	6	1:58.952	34.030	33.448	23.009	28.465	273.4
4	1:56.058	33.229	32.513	22.286	28.030	278.4	7	2:00.371	34.477	33.962	23.159	28.773	273.4
5	1:56.268	33.231	32.648	22.337	28.052	278.4	8	2:00.610	34.605	34.067	23.185	28.753	273.4
6	1:56.715	33.326	32.800	22.447	28.142	277.6	9	2:00.534	34.897	33.884	23.227	28.526	274.8
7	1:56.786	33.353	32.968	22.368	28.097	278.4	10	2:00.251	34.664	33.687	23.291	28.609	273.4
8	1:56.834	33.349	32.878	22.339	28.268	279.1	11	2:00.370	34.484	33.872	23.276	28.738	269.3
9	1:57.641	33.460	33.115	22.677	28.389	278.4	12	2:00.555	34.558	33.914	23.370	28.713	272.7
10	1:57.614	33.580	33.180	22.544	28.310	279.1	13	2:01.760	35.028	34.154	23.680	28.898	269.3
11	1:57.787	33.626	33.271	22.598	28.292	279.1	14	2:01.286	34.820	33.991	23.741	28.734	272.0
12	1:57.715	33.608	33.188	22.602	28.317	278.4	15	2:01.463	34.997	34.953	23.142	28.371	278.4
13	1:57.773	33.725	33.143	22.485	28.420	279.8	32 YOSUKE HOSAKA JPN MDR competición KALEX						
14	1:57.813	33.657	33.224	22.587	28.345	278.4	1	2:06.532	38.727	34.861	24.160	28.784	279.1
15	1:58.421	33.870	33.351	22.692	28.508	279.1	2	2:00.067	34.555	33.710	23.313	28.489	279.1
27 MAXWELL TOTH USA AGR TEAM KALEX						3	1:59.923	34.436	33.452	23.416	28.619	279.8	
1	2:06.775	37.243	38.975	22.376	28.181	277.6	4	2:00.415	34.741	33.843	23.309	28.522	275.5
2	1:58.966	34.388	33.512	22.421	28.645	277.6	5	2:00.019	34.403	33.658	23.258	28.700	276.2
3	1:56.635	33.248	32.522	22.455	28.410	277.6	6	2:01.350	34.476	33.443	24.157	29.274	273.4
4	1:58.756	34.226	33.262	22.766	28.502	276.9	7	2:00.045	34.367	33.791	23.147	28.740	275.5
5	1:56.770	33.296	32.733	22.329	28.412	270.7	8	2:00.039	34.356	33.728	23.138	28.817	276.2
6	1:56.616	33.378	32.673	22.230	28.335	272.0	9	1:59.563	34.265	33.584	23.026	28.688	276.2
7	1:57.138	33.462	33.034	22.299	28.343	271.4	10	2:00.289	34.571	33.735	23.129	28.854	276.2
8	1:56.735	33.461	32.726	22.253	28.295	272.7	11	2:00.074	34.570	33.905	23.090	28.509	276.2
9	1:56.460	33.363	32.664	22.246	28.187	272.7	12	2:00.141	34.717	33.539	23.143	28.742	275.5
10	1:56.833	33.447	32.733	22.366	28.287	273.4	13	2:00.706	34.430	33.862	23.520	28.894	276.2
11	1:56.789	33.453	32.743	22.310	28.283	273.4	14	2:01.439	34.985	34.016	23.274	29.164	274.8
12	1:56.885	33.439	32.813	22.346	28.287	274.1	15	2:01.465	34.935	33.882	23.667	28.981	276.2



Moto2

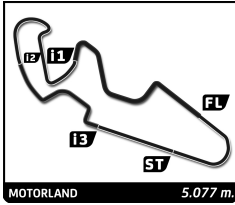
FIM JuniorGP 2024 - MOTORLAND ARAGON

Race 1

Sector Analysis

— Invalidated Lap ■ Personal Best ■ Session Best B Crossing the pit lane

Lap	Time	Sector 1	Sector 2	Sector 3	Sector 4	T.Spd	Lap	Time	Sector 1	Sector 2	Sector 3	Sector 4	T.Spd
18	JONA EISENKOLB						DEU						
	F. Koch Rennsport						KALEX						
1	2:05.079	38.212	34.219	23.666	28.982	275.5							
2	2:00.644	34.618	33.936	23.153	28.937	272.0							
3	2:00.380	34.516	33.694	23.111	29.059	268.7							
4	2:00.538	34.906	34.039	22.834	28.759	272.7							
5	2:00.668	34.464	33.868	23.703	28.633	272.7							
6	2:01.285	34.787	33.599	23.531	29.368	271.4							
7	2:00.046	34.326	34.106	23.273	28.341	272.7							
8	1:59.879	34.270	33.788	23.117	28.704	279.1							
9	1:59.632	34.412	33.684	22.904	28.632	277.6							
10	2:00.044	34.618	33.766	23.104	28.556	278.4							
11	2:00.542	34.948	33.985	23.062	28.547	272.0							
12	2:00.427	34.674	33.942	23.113	28.698	273.4							
13	2:01.103	34.921	34.103	23.280	28.799	271.4							
14	2:01.547	34.660	34.458	23.446	28.983	272.0							
15	2:01.302	34.900	34.103	23.377	28.922	271.4							
9	CHARLES AUBRIE						FRA						
	JEG Racing						KALEX						
1	2:05.491	38.921	34.405	23.187	28.978	268.7							
2	2:00.580	34.396	33.892	23.181	29.111	270.0							
3	2:00.055	34.337	33.743	23.150	28.825	266.7							
4	2:00.204	34.361	33.835	22.995	29.013	264.1							
5	2:00.244	34.447	33.817	23.210	28.770	264.1							
6	2:01.106	35.203	33.662	23.193	29.048	263.4							
7	2:01.218	34.509	34.280	23.562	28.867	263.4							
8	1:59.767	34.172	33.920	23.015	28.660	266.0							
9	2:00.238	34.493	33.860	23.149	28.736	266.0							
10	2:01.081	34.545	33.966	23.501	29.069	266.0							
11	2:01.714	34.813	34.219	23.465	29.217	264.7							
12	2:01.606	34.851	34.210	23.315	29.230	264.7							
13	2:02.069	34.916	34.430	23.592	29.131	264.1							
14	2:02.431	35.050	34.566	23.524	29.291	262.8							
15	2:02.486	35.251	34.312	23.505	29.418	264.1							
23	TAIGA HADA						JPN						
	PREICANOS RACING TEAM						KALEX						
1	1:58.821	36.271	32.618	22.385	27.547	281.2							
2	1:54.825	32.974	32.180	22.124	27.547	276.2							
3	1:54.770	32.809	32.382	22.153	27.426	278.4							
4	1:54.119	32.636	32.053	22.005	27.425	277.6							
5	1:54.385	32.613	32.228	22.101	27.443	276.9							
6	1:54.523	32.533	32.260	22.107	27.623	282.0							
7	12:10.383 B	33.130											



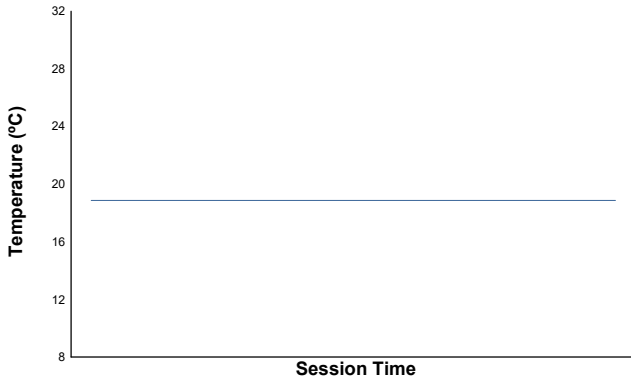
FIM JuniorGP 2024 - MOTORLAND ARAGON

Moto2

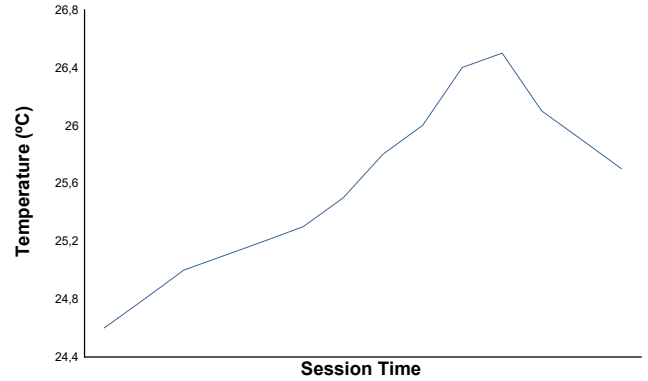
Race 1

Weather Report

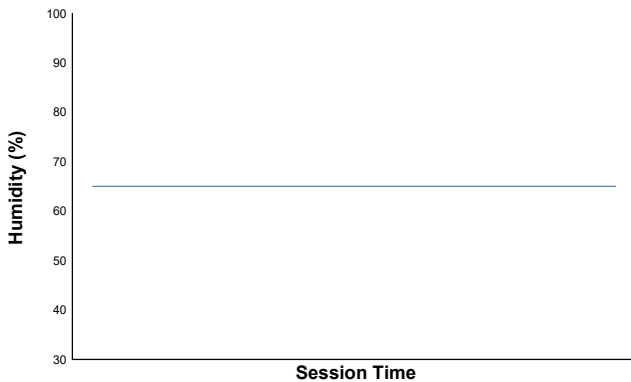
Air Temperature



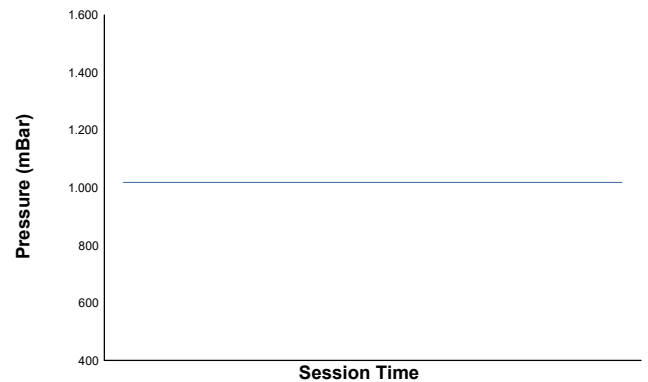
Track Temperature



Humidity



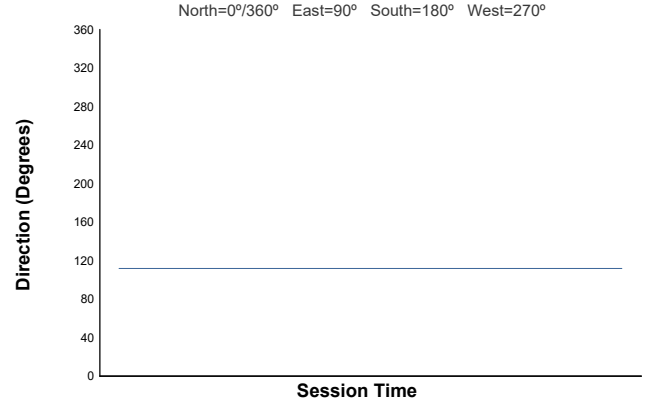
Pressure



Wind Speed



Wind Direction



Track Status: **DRY**