

FIM JUNIORGP WORLD CHAMPIONSHIP - PORTIMAO

Autódromo Internacional do Algarve

ETC

Provisional Result RACE - 14 LAPS

20 - 23 June 2024

Autodromo Internacional Algarve - 4592mtr.


Pos	Nbr	Name / Entrant	Motorcycle	Cls	PIC	Gap	Total time	Fastest	In	Avg. Speed
1	71	CARLOS CANO SEVENTYTWO ARTBOX RACING TEAM	HONDA	ETC GrB	1	-- 14 laps --	26:14.236	1:51.532	2	147.01
2	31	GIULIO PUGLIESE CFMOTO ASPARJUNIOR TEAM	HONDA	ETC GrA	1	0.042	26:14.278	1:51.504	2	147.01
3	11	DAVID GONZÁLEZ AC RACING TEAM	HONDA	ETC GrA	2	0.172	26:14.408	1:51.433	14	146.99
4	73	VALENTÍN PERRONE FRANDO RACING VHC TEAM	HONDA	ETC GrB	2	0.681	26:14.917	1:51.375	2	146.95
5	45	ALEX LONGARELA LIQUI MOLY HUSOVARNA INTACT GP JUNIOR TEAM	HONDA	ETC GrB	3	0.703	26:14.939	1:51.454	3	146.94
6	26	PAU ALSINA TEAM ESTRELLA GALICIA 0,0	HONDA	ETC GrA	3	0.744	26:14.980	1:51.682	5	146.94
7	97	MARCO MORELLI MLAV RACING	HONDA	ETC GrA	4	0.797	26:15.033	1:51.334	14	146.94
8	25	GONZALO PÉREZ TEAM LARRESPORT	HONDA	ETC GrB	4	1.963	26:16.199	1:51.762	3	146.83
9	7	BEÑAT FERNÁNDEZ FRANDO RACING VHC TEAM	HONDA	ETC GrA	5	2.433	26:16.669	1:51.834	2	146.78
10	37	MARIANOS NIKOLIS TEAM ESTRELLA GALICIA 0,0	HONDA	ETC GrB	5	3.482	26:17.718	1:51.904	5	146.69
11	33	ENZO BELLON TEAM ESTRELLA GALICIA 0,0	HONDA	ETC GrB	6	8.123	26:22.359	1:52.297	4	146.26
12	90	LUC A AGOSTINELLI TEAM ECHOVITPASINI RACING	HONDA	ETC GrB	7	12.452	26:26.688	1:52.326	6	145.86
13	4	GABRIEL TESINI AC RACING TEAM	HONDA	ETC GrB	8	12.454	26:26.690	1:52.563	5	145.86
14	70	KRISTIAN DANIEL JR AGR TEAM	HONDA	ETC GrA	6	12.576	26:26.812	1:51.656	5	145.85
15	55	MIKEY LOU MIR RACING FINETWORK TEAM	HONDA	ETC GrA	7	22.338	26:36.574	1:53.088	12	144.95
16	14	EDU GUTIÉRREZ CFMOTO ASPARJUNIOR TEAM	HONDA	ETC GrB	9	23.012	26:37.248	1:52.642	2	144.89
17	69	FERNANDO BUJOSA TEAM ESTRELLA GALICIA 0,0	HONDA	ETC GrA	8	23.331	26:37.567	1:52.652	3	144.86
18	8	EDOARDO BERTOLA EAGLE-1	HONDA	ETC GrB	10	29.540	26:43.776	1:53.219	5	144.30
19	99	RÉMY SANJUAN MeCAPROJETS TEAM ADO	HONDA	ETC GrA	9	32.923	26:47.159	1:53.956	4	144.00
20	43	AMANUEL BRINTON BRITISH TALENT TEAM - MLAV RACING	HONDA	ETC GrB	11	33.130	26:47.366	1:53.628	4	143.98

Fastest time : 1:51.334 in lap 14 by nbr. 97 : MARCO MORELLI (HONDA)

Publication-time

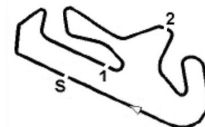
 Results: <https://livetiming.raceresults.nu/autodromodoalgarve>

Timekeeping by :

Timekeeper  Miguel C. Calado Glória	Clerck of The Course	Race Director
--	----------------------	---------------

Page 1 of 2

Results remain provisional pending technical examination and decisions from the stewards of the meeting



FIM JUNIORGP WORLD CHAMPIONSHIP - PORTIMAO

Autódromo Internacional do Algarve

ETC

Provisional Result RACE - 14 LAPS

20 - 23 June 2024

Autodromo Internacional Algarve - 4592mtr.


Pos	Nbr	Name / Entrant	Motorcycle	Cls	PIC	Gap	Total time	Fastest	In	Avg. Speed
21	18	MATHIAS TAMBURINI TEAM ECHOVITPASINI RACING	HONDA	ETC	GrB 12	36.673	26:50.909	1:53.780	4	143.66
22	13	MATTÉO ROMAN FIRST BIKE ACADEMY	HONDA	ETC	GrB 13	37.710	26:51.946	1:54.212	3	143.57
23	10	AFONSO ALMEIDA AGR TEAM	HONDA	ETC	GrB 14	38.271	26:52.507	1:53.960	2	143.52
24	53	KIYANO VEIJER ERNST DUBBINKEVENO RACING	HONDA	ETC	GrB 15	43.842	26:58.078	1:54.144	2	143.03
25	36	EVAN BOXBERGER JEG TAKE OFF GP	HONDA	ETC	GrA 10	52.911	27:07.147	1:55.015	2	142.23
26	27	KERMAN TINEZ MIR RACING FINE NETWORK TEAM	HONDA	ETC	GrA 11	-- 12 laps --	22:30.664	1:51.345	2	146.87
Not Classified		Classification limit (75% of 14 Laps) = 10 Laps								
DNC	6	BENJAMIN CAILLET JEG TAKE OFF GP	HONDA	ETC	GrA	-- 3 laps --	5:45.927	1:53.457	3	143.36
DNC	95	LEONARDO ZANNI MIR RACING FINE NETWORK TEAM	HONDA	ETC	GrA	-- 1 laps --	1:54.660			144.17
DNC	42	JULIUS FRELLSEN JEG RACING	HONDA	ETC	GrA	5.029	1:59.689			138.11
DNC	81	MATTEO GABARRINI TEAM ECHOVITPASINI RACING	HONDA	ETC	GrA	5.379	2:00.039			137.71

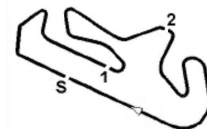
Fastest time : 1:51.334 in lap 14 by nbr. 97 : MARCO MORELLI (HONDA)

Publication-time

Results: <https://livetiming.raceresults.nu/autodromodoalgarve>

Timekeeping by :

Timekeeper  Miguel C. Calado Glória	Clerck of The Course	Race Director
--	----------------------	---------------



FIM JUNIORGP WORLD CHAMPIONSHIP - PORTIMAO

Positions for each lap - RACE - 14 LAPS

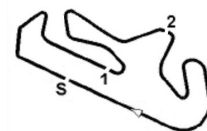
ETC

20 - 23 June 2024

Positions for each lap

Autodromo Internacional Algarve - 4592mtr.

Pos	Nr.	Name	1	2	3	4	5	6	7	8	9	10	11	12	13	14
1	71	CARLOS CANO	71	71	11	71	71	11	45	71	71	31	11	71	71	71
2	31	GIULIO PUGLIESE	11	11	27	45	31	45	71	27	11	71	26	31	31	31
3	11	DAVID GONZÁLEZ	31	31	31	11	27	71	27	31	31	11	71	11	11	11
4	73	VALENTÍN PERRONE	7	27	71	31	11	27	7	11	26	26	31	27	26	73
5	45	ALEX LONGARELA	27	7	7	27	45	7	26	26	45	27	27	26	45	45
6	26	PAU ALSINA	95	73	25	7	7	31	31	45	27	45	45	73	73	26
7	97	MARCO MORELLI	73	25	45	25	25	25	11	7	73	25	25	45	25	97
8	25	GONZALO PÉREZ	25	45	26	97	26	26	25	73	7	7	7	25	97	25
9	7	BEÑAT FERNÁNDEZ	97	97	97	26	97	97	97	25	25	37	73	7	7	7
10	37	MARIANOS NIKOLIS	45	26	37	37	37	37	73	97	37	97	97	97	37	37
11	33	ENZO BELLON	37	37	70	73	73	73	37	37	97	73	37	37	33	33
12	90	LUCA AGOSTINELLI	70	70	73	70	70	70	70	70	70	33	33	33	70	90
13	4	GABRIEL TESINI	26	33	90	33	33	33	33	90	33	90	90	90	90	4
14	70	KRISTIAN DANIEL JR	33	90	33	90	90	90	90	33	90	70	70	70	4	70
15	55	MIKEY LOU	90	14	14	69	14	4	4	4	4	4	4	4	55	55
16	14	EDU GUTIÉRREZ	4	4	69	14	69	14	14	14	14	69	14	55	69	14
17	69	FERNANDO BUJOSA	14	69	4	4	4	69	69	69	69	14	69	14	14	69
18	8	EDOARDO BERTOLA	69	55	6	55	55	55	55	55	55	55	55	69	8	8
19	99	RÉMY SANJUAN	99	99	55	43	43	8	8	8	8	8	8	8	99	99
20	43	AMANUEL BRINTON	18	43	43	18	18	43	18	18	18	99	99	18	18	43
21	18	MATHIAS TAMBURINI	8	6	18	8	8	18	43	43	43	18	18	99	43	18
22	13	MATTÉO ROMAN	55	18	13	13	13	99	99	99	99	43	43	43	13	13
23	10	AFONSO ALMEIDA	6	53	53	10	99	13	10	53	13	10	13	13	10	10
24	53	KIYANO VEIJER	43	8	8	53	53	10	53	10	10	13	10	10	53	53
25	36	EVAN BOXBERGER	53	13	10	99	10	53	13	13	53	53	53	53	36	36
26	27	KERMAN TINEZ	13	10	99	36	36	36	36	36	36	36	36	36		
27	6	BENJAMIN CAILLET	42	36	36											
28	95	LEONARDO ZANNI	10													
29	42	JULIUS FRELLSEN	81													
30	81	MATTEO GABARRINI	36													


FIM JUNIORGP WORLD CHAMPIONSHIP - PORTIMAO

Autódromo Internacional do Algarve

ETC

20 - 23 June 2024

Laps and Sector Times - RACE - 14 LAPS

Autodromo Internacional Algarve - 4592mtr.

4 GABRIEL TESINI										HONDA									
lap	Sect-1	Speed	Sect-2	Speed	Sect-3	Speed	TopSpeed	laptime	pit	lap	Sect-1	Speed	Sect-2	Speed	Sect-3	Speed	Topspeed	laptime	pit
1		94.3	32.700	109.6	43.067		142.3	1:56.721		8	37.709	99.4	31.982	<u>119.3</u>	43.086		211.8	1:52.777	
2	37.903	90.8	32.205	116.0	<u>42.977</u>		219.1	1:53.085		9	<u>37.597</u>	<u>100.2</u>	32.026	119.2	43.147		213.0	1:52.770	
3	37.803	95.9	<u>31.847</u>	111.9	45.229		<u>220.0</u>	1:54.879		10	37.743	100.0	32.061	117.6	43.161		213.0	1:52.965	
4	37.883	98.0	32.063	117.4	43.157		213.4	1:53.103		11	37.642	99.7	32.072	117.3	43.063		213.4	1:52.777	
5	37.635	99.7	31.915	117.1	43.013		213.0	<u>1:52.563</u>		12	37.780	98.4	32.081	116.8	43.226		212.6	1:53.087	
6	37.618	95.1	31.939	116.9	43.140		217.3	1:52.697		13	37.819	96.8	31.964	114.4	43.151		213.4	1:52.934	
7	37.934	98.7	32.004	112.7	43.245		208.1	1:53.183		14	37.639	99.2	32.067	110.2	43.443		210.9	1:53.149	

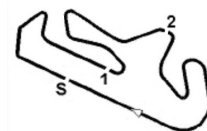
6 BENJAMIN CAILLET										HONDA									
lap	Sect-1	Speed	Sect-2	Speed	Sect-3	Speed	TopSpeed	laptime	pit	lap	Sect-1	Speed	Sect-2	Speed	Sect-3	Speed	Topspeed	laptime	pit
1		90.4	33.537	115.1	43.754		147.7	1:58.732		3	<u>37.889</u>	<u>95.2</u>	32.321	<u>120.1</u>	43.247		<u>217.3</u>	<u>1:53.457</u>	
2	38.565	92.9	<u>32.032</u>	106.7	<u>43.141</u>		216.9	1:53.738		4									

7 BEÑAT FERNÁNDEZ										HONDA									
lap	Sect-1	Speed	Sect-2	Speed	Sect-3	Speed	TopSpeed	laptime	pit	lap	Sect-1	Speed	Sect-2	Speed	Sect-3	Speed	Topspeed	laptime	pit
1		101.5	31.957	118.3	42.674		142.5	1:54.349		8	38.126	97.1	31.856	121.2	42.873		211.8	1:52.855	
2	37.708	98.9	<u>31.647</u>	118.3	42.479		212.2	<u>1:51.834</u>		9	37.486	95.8	31.863	119.3	43.066		210.9	1:52.415	
3	37.717	100.4	31.650	118.9	42.739		<u>216.4</u>	1:52.106		10	37.512	100.0	31.855	116.4	42.880		216.0	1:52.247	
4	37.912	96.3	32.040	116.4	42.761		215.1	1:52.713		11	37.620	98.3	32.233	114.9	43.120		213.0	1:52.973	
5	37.788	100.0	31.728	117.4	42.691		213.4	1:52.207		12	38.012	<u>102.8</u>	32.002	<u>122.9</u>	42.930		212.6	1:52.944	
6	37.657	100.7	31.874	117.9	<u>42.386</u>		208.9	1:51.917		13	38.035	97.6	31.846	118.3	42.961		215.6	1:52.842	
7	37.741	102.4	31.976	118.3	42.892		213.9	1:52.609		14	<u>37.401</u>	101.9	32.071	121.8	43.186		213.4	1:52.658	

8 EDOARDO BERTOLA										HONDA									
lap	Sect-1	Speed	Sect-2	Speed	Sect-3	Speed	TopSpeed	laptime	pit	lap	Sect-1	Speed	Sect-2	Speed	Sect-3	Speed	Topspeed	laptime	pit
1		94.2	33.040	113.2	43.571		148.4	1:58.538		8	38.197	99.0	32.212	114.4	43.270		206.9	1:53.679	
2	38.856	90.8	32.209	107.6	43.535		<u>218.2</u>	1:54.600		9	38.264	98.9	32.434	110.1	43.164		206.5	1:53.862	
3	38.065	94.2	32.938	117.4	43.543		213.9	1:54.546		10	38.321	95.5	32.197	117.1	43.582		206.9	1:54.100	
4	38.345	96.9	32.287	<u>118.8</u>	43.800		213.0	1:54.432		11	38.386	97.3	32.455	110.2	43.709		206.9	1:54.550	
5	38.063	100.5	<u>32.105</u>	114.0	<u>43.051</u>		208.9	<u>1:53.219</u>		12	38.487	97.4	32.527	110.4	43.952		203.8	1:54.966	
6	<u>38.000</u>	98.9	32.322	111.1	43.583		210.9	1:53.905		13	38.467	96.6	32.241	109.4	43.726		204.5	1:54.434	
7	38.137	<u>101.5</u>	32.401	113.9	43.540		205.3	1:54.078		14	38.530	94.3	32.281	117.4	44.056		205.3	1:54.867	

10 AFONSO ALMEIDA										HONDA									
lap	Sect-1	Speed	Sect-2	Speed	Sect-3	Speed	TopSpeed	laptime	pit	lap	Sect-1	Speed	Sect-2	Speed	Sect-3	Speed	Topspeed	laptime	pit
1		95.1	33.289	107.8	43.712		147.7	1:59.750		8	38.585	96.7	32.743	107.7	43.663		211.4	1:54.991	
2	38.365	97.4	<u>32.324</u>	108.2	43.271		212.6	<u>1:53.960</u>		9	38.327	<u>100.5</u>	32.685	111.0	43.909		212.2	1:54.921	
3	38.328	97.8	32.435	113.2	43.537		<u>214.3</u>	1:54.300		10	38.458	97.4	32.678	112.7	43.983		210.9	1:55.119	
4	38.468	94.8	32.455	110.0	43.818		209.3	1:54.741		11	38.510	97.6	32.511	<u>113.8</u>	43.940		207.3	1:54.961	
5	<u>38.264</u>	97.2	32.399	107.2	43.769		210.9	1:54.432		12	38.555	98.6	32.558	113.0	44.237		208.5	1:55.350	
6	38.499	94.6	32.693	107.8	<u>43.207</u>		208.5	1:54.399		13	39.256	94.2	32.424	112.4	43.754		207.7	1:55.434	
7	38.362	94.3	32.546	107.2	43.404		213.0	1:54.312		14	38.513	98.2	32.698	112.5	44.626		206.1	1:55.837	

11 DAVID GONZÁLEZ										HONDA									
lap	Sect-1	Speed	Sect-2	Speed	Sect-3	Speed	TopSpeed	laptime	pit	lap	Sect-1	Speed	Sect-2	Speed	Sect-3	Speed	Topspeed	laptime	pit
1		97.7	32.050	115.6	43.033		132.8	1:54.187		8	37.595	102.4	31.681	117.3	<u>42.462</u>		<u>218.2</u>	1:51.738	



FIM JUNIORGP WORLD CHAMPIONSHIP - PORTIMAO

Autódromo Internacional do Algarve

ETC

20 - 23 June 2024

Laps and Sector Times - RACE - 14 LAPS

Autodromo Internacional Algarve - 4592mtr.

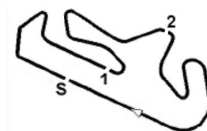
2	37.432	100.0	31.451	115.5	42.670	211.8	1:51.553	9	37.745	101.6	31.772	107.6	43.003	215.1	1:52.520
3	37.470	100.7	31.638	114.9	43.168	211.8	1:52.276	10	37.738	98.3	31.760	120.8	42.670	216.9	1:52.168
4	37.822	98.4	31.936	117.4	42.823	210.1	1:52.581	11	37.918	99.9	32.107	115.1	43.317	215.1	1:53.342
5	37.811	99.9	31.691	115.5	42.647	211.4	1:52.149	12	37.696	98.8	31.865	113.2	43.259	213.9	1:52.820
6	37.476	<u>103.5</u>	31.614	119.1	42.862	211.8	1:51.952	13	37.522	99.8	31.674	116.3	43.156	217.7	1:52.352
7	38.139	102.3	31.993	111.6	43.205	207.7	1:53.337	14	<u>37.092</u>	102.9	<u>31.290</u>	<u>124.7</u>	43.051	216.0	<u>1:51.433</u>

13 MATTÉO ROMAN									HONDA										
lap	Sect-1	Speed	Sect-2	Speed	Sect-3	Speed	TopSpeed	laptime	pit	lap	Sect-1	Speed	Sect-2	Speed	Sect-3	Speed	Topspeed	laptime	pit
1		92.3	32.910	111.5	43.283	147.9	1:58.989	8		38.436	93.8	32.750	109.1	43.572	215.1	1:54.758			
2	38.900	92.6	<u>32.216</u>	113.1	<u>43.136</u>	211.8	1:54.252	9		38.567	92.2	32.456	<u>117.9</u>	43.779	212.6	1:54.802			
3	<u>38.358</u>	<u>95.4</u>	32.454	114.9	43.400	<u>217.3</u>	<u>1:54.212</u>	10		38.906	95.1	32.503	111.9	43.895	205.7	1:55.304			
4	38.363	95.1	32.425	115.4	43.890	210.1	1:54.678	11		38.629	93.3	32.444	113.9	43.700	207.7	1:54.773			
5	38.414	95.2	32.380	112.7	43.612	207.3	1:54.406	12		38.854	92.6	32.500	111.8	44.017	203.8	1:55.371			
6	38.693	94.0	32.505	114.4	43.796	202.6	1:54.994	13		39.080	93.5	32.416	113.3	43.983	203.8	1:55.479			
7	38.825	94.9	32.334	109.6	43.477	210.1	1:54.636	14		38.717	92.9	32.623	110.3	43.952	205.3	1:55.292			

14 EDU GUTIÉRREZ									HONDA										
lap	Sect-1	Speed	Sect-2	Speed	Sect-3	Speed	TopSpeed	laptime	pit	lap	Sect-1	Speed	Sect-2	Speed	Sect-3	Speed	Topspeed	laptime	pit
1		95.0	32.583	116.8	42.871	153.2	1:57.065	8		37.785	96.4	32.165	114.4	43.212	212.6	1:53.162			
2	<u>37.450</u>	96.9	32.421	114.0	<u>42.771</u>	220.4	<u>1:52.642</u>	9		38.421	94.5	32.261	<u>117.3</u>	43.807	210.1	1:54.489			
3	37.507	<u>98.2</u>	<u>32.044</u>	113.8	43.315	<u>221.3</u>	1:52.866	10		38.642	95.6	32.644	108.3	43.796	209.3	1:55.082			
4	37.886	95.0	32.059	115.0	43.337	216.9	1:53.282	11		38.418	97.1	32.560	112.4	43.874	210.5	1:54.852			
5	37.886	97.8	32.095	116.3	43.855	214.3	1:53.836	12		38.671	95.6	32.415	108.4	43.970	208.1	1:55.056			
6	38.155	96.9	32.326	115.0	43.235	206.5	1:53.716	13		38.150	95.2	32.342	110.8	43.765	213.0	1:54.257			
7	37.993	96.2	32.183	112.1	43.110	209.7	1:53.286	14		38.109	96.2	32.093	114.3	43.455	210.9	1:53.657			

18 MATHIAS TAMBURINI									HONDA										
lap	Sect-1	Speed	Sect-2	Speed	Sect-3	Speed	TopSpeed	laptime	pit	lap	Sect-1	Speed	Sect-2	Speed	Sect-3	Speed	Topspeed	laptime	pit
1		89.0	33.155	111.9	43.740	145.9	1:58.472	8		38.255	91.9	32.271	111.8	43.630	209.7	1:54.156			
2	38.523	92.8	32.245	103.3	43.799	<u>219.1</u>	1:54.567	9		38.159	92.0	32.456	107.9	43.882	211.4	1:54.497			
3	37.948	91.8	32.694	113.8	<u>43.393</u>	217.7	1:54.035	10		38.843	91.4	32.451	110.3	44.047	202.2	1:55.341			
4	<u>37.889</u>	93.1	<u>32.058</u>	112.4	43.833	215.6	<u>1:53.780</u>	11		38.561	92.4	32.377	105.6	43.442	209.7	1:54.380			
5	38.131	<u>97.5</u>	32.333	<u>115.4</u>	43.605	212.2	1:54.069	12		38.528	89.6	32.382	110.8	43.905	212.2	1:54.815			
6	38.131	93.8	32.903	112.3	43.574	208.9	1:54.608	13		38.543	88.4	32.580	103.7	43.823	208.9	1:54.946			
7	38.165	95.1	32.756	109.8	43.813	212.2	1:54.734	14		38.587	91.2	32.533	108.7	47.389	211.8	1:58.509			

25 GONZALO PÉREZ									HONDA										
lap	Sect-1	Speed	Sect-2	Speed	Sect-3	Speed	TopSpeed	laptime	pit	lap	Sect-1	Speed	Sect-2	Speed	Sect-3	Speed	Topspeed	laptime	pit
1		96.6	32.657	117.6	42.699	134.7	1:55.065	8		37.995	91.5	31.795	118.8	42.747	211.8	1:52.537			
2	37.604	93.2	31.694	117.4	42.632	213.0	1:51.930	9		37.678	94.5	31.838	114.8	42.784	209.7	1:52.300			
3	<u>37.555</u>	94.8	<u>31.690</u>	117.9	42.517	<u>214.7</u>	<u>1:51.762</u>	10		37.756	95.4	31.931	118.9	42.482	213.4	1:52.169			
4	37.774	95.4	31.879	115.9	42.639	<u>214.7</u>	1:52.292	11		37.750	93.5	32.193	115.3	42.846	<u>214.7</u>	1:52.789			
5	37.901	92.3	31.695	113.8	42.585	212.6	1:52.181	12		37.969	94.6	32.023	114.2	42.984	210.9	1:52.976			
6	37.870	95.2	31.772	113.1	<u>42.477</u>	212.2	1:52.119	13		38.003	94.8	31.769	118.0	42.700	213.0	1:52.472			
7	38.270	95.3	31.820	113.6	42.741	198.5	1:52.831	14		37.767	<u>96.9</u>	31.997	<u>123.4</u>	43.012	210.5	1:52.776			



FIM JUNIORGP WORLD CHAMPIONSHIP - PORTIMAO

Autódromo Internacional do Algarve

ETC

20 - 23 June 2024

Laps and Sector Times - RACE - 14 LAPS

Autodromo Internacional Algarve - 4592mtr.

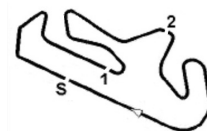
26 PAU ALSINA										HONDA									
lap	Sect-1	Speed	Sect-2	Speed	Sect-3	Speed	TopSpeed	laptime	pit	lap	Sect-1	Speed	Sect-2	Speed	Sect-3	Speed	Topspeed	laptime	pit
1		96.3	32.479	115.9	42.712		143.2	1:56.275		8	37.931	101.7	31.747	115.5	42.609		208.5	1:52.287	
2	37.438	98.4	31.712	114.9	<u>42.568</u>		217.3	1:51.718		9	37.552	100.1	31.799	107.5	42.939		215.6	1:52.290	
3	37.325	100.2	31.581	115.1	42.820		217.3	1:51.726		10	37.674	99.4	31.880	114.9	42.622		218.2	1:52.176	
4	37.815	98.3	31.750	111.9	42.749		213.4	1:52.314		11	37.603	101.5	32.172	113.9	43.452		218.6	1:53.227	
5	37.554	99.4	<u>31.549</u>	110.5	42.579		218.6	<u>1:51.682</u>		12	37.921	98.8	31.859	112.9	43.094		212.6	1:52.874	
6	37.512	96.8	31.811	112.0	42.581		214.3	1:51.904		13	37.813	100.7	31.650	<u>117.9</u>	42.875		211.4	1:52.338	
7	37.547	97.6	31.871	116.6	42.794		216.9	1:52.212		14	<u>37.286</u>	<u>102.8</u>	31.753	114.6	42.918		<u>219.1</u>	1:51.957	

27 KERMAN TINIZ										HONDA									
lap	Sect-1	Speed	Sect-2	Speed	Sect-3	Speed	TopSpeed	laptime	pit	lap	Sect-1	Speed	Sect-2	Speed	Sect-3	Speed	Topspeed	laptime	pit
1		98.5	32.569	120.0	42.771		131.1	1:54.571		7	37.503	100.7	32.236	114.2	42.952		213.9	1:52.691	
2	<u>37.352</u>	99.5	31.604	<u>121.6</u>	<u>42.389</u>		214.3	<u>1:51.345</u>		8	37.475	<u>104.0</u>	31.916	118.9	42.592		213.4	1:51.983	
3	37.662	101.1	<u>31.571</u>	118.3	42.933		214.3	1:52.166		9	38.221	96.5	32.005	112.7	42.910		208.5	1:53.136	
4	37.772	99.6	32.074	118.6	42.847		212.6	1:52.693		10	37.550	99.5	31.775	116.0	42.558		214.7	1:51.883	
5	37.355	100.7	31.903	119.7	42.675		214.3	1:51.933		11	37.905	98.0	32.148	117.0	43.228		212.2	1:53.281	
6	37.933	99.4	31.673	115.8	42.664		203.8	1:52.270		12	37.877	100.9	31.914	112.3	42.921		213.9	1:52.712	

31 GIULIO PUGLIESE										HONDA									
lap	Sect-1	Speed	Sect-2	Speed	Sect-3	Speed	TopSpeed	laptime	pit	lap	Sect-1	Speed	Sect-2	Speed	Sect-3	Speed	Topspeed	laptime	pit
1		97.8	32.047	120.0	42.746		135.3	1:54.266		8	37.525	100.3	31.749	119.1	42.507		215.6	1:51.781	
2	37.511	99.4	31.626	121.9	<u>42.367</u>		212.6	<u>1:51.504</u>		9	38.063	96.6	31.838	113.7	42.749		213.4	1:52.650	
3	37.607	99.9	31.656	116.5	43.107		211.4	1:52.370		10	37.413	100.1	31.682	120.3	42.939		214.3	1:52.034	
4	37.508	98.5	32.042	120.0	42.967		212.2	1:52.517		11	38.248	95.4	32.282	115.0	43.034		213.0	1:53.564	
5	37.476	102.5	31.793	117.5	42.705		<u>217.3</u>	1:51.974		12	37.388	100.1	31.724	116.6	43.393		214.3	1:52.505	
6	38.075	95.7	31.830	117.8	42.671		208.9	1:52.576		13	37.433	<u>102.7</u>	31.918	120.3	42.697		213.0	1:52.048	
7	37.882	97.3	31.903	114.8	42.911		215.1	1:52.696		14	<u>37.227</u>	100.1	<u>31.526</u>	<u>122.4</u>	43.040		216.9	1:51.793	

33 ENZO BELLON										HONDA									
lap	Sect-1	Speed	Sect-2	Speed	Sect-3	Speed	TopSpeed	laptime	pit	lap	Sect-1	Speed	Sect-2	Speed	Sect-3	Speed	Topspeed	laptime	pit
1		93.0	32.463	117.3	43.047		131.7	1:56.481		8	<u>37.674</u>	<u>103.3</u>	32.492	118.3	43.058		210.5	1:53.224	
2	37.996	95.5	32.051	121.9	42.850		215.6	1:52.897		9	38.123	96.7	32.005	115.9	42.853		212.2	1:52.981	
3	38.064	96.8	31.935	115.9	42.862		214.7	1:52.861		10	37.855	97.9	31.844	115.1	42.955		213.0	1:52.654	
4	37.688	95.2	31.885	<u>128.0</u>	<u>42.724</u>		<u>218.2</u>	<u>1:52.297</u>		11	37.850	98.1	31.929	116.3	42.973		210.5	1:52.752	
5	37.719	96.0	<u>31.745</u>	119.1	42.855		212.2	1:52.319		12	37.833	96.1	32.098	116.1	43.155		210.1	1:53.086	
6	37.692	100.9	32.034	119.6	42.963		209.7	1:52.689		13	37.742	95.3	32.088	116.5	42.911		210.1	1:52.741	
7	38.173	97.6	31.999	119.2	42.887		207.3	1:53.059		14	37.699	96.9	31.785	116.0	42.834		208.9	1:52.318	

36 EVAN BOXBERGER										HONDA									
lap	Sect-1	Speed	Sect-2	Speed	Sect-3	Speed	TopSpeed	laptime	pit	lap	Sect-1	Speed	Sect-2	Speed	Sect-3	Speed	Topspeed	laptime	pit
1		95.5	33.805	107.0	43.876		150.8	2:00.178		8	38.540	97.3	32.813	108.5	44.037		206.5	1:55.390	
2	38.577	97.2	32.625	110.0	<u>43.813</u>		<u>217.7</u>	<u>1:55.015</u>		9	39.262	97.4	32.801	110.2	44.282		206.1	1:56.345	
3	39.129	96.6	<u>32.577</u>	<u>111.7</u>	44.209		207.7	1:55.915		10	38.619	97.3	32.616	109.3	44.176		205.3	1:55.411	
4	38.728	94.7	32.827	105.9	44.126		209.3	1:55.681		11	38.763	98.2	32.774	109.2	44.159		204.2	1:55.696	
5	38.684	97.4	32.770	107.7	43.970		206.9	1:55.424		12	38.981	97.2	32.660	109.8	44.222		203.4	1:55.863	
6	38.693	97.8	33.293	104.2	46.475		204.2	1:58.461		13	<u>38.513</u>	<u>98.7</u>	33.003	102.9	44.373		206.9	1:55.889	
7	38.829	98.4	32.799	<u>111.7</u>	44.124		204.2	1:55.752		14	38.723	95.7	32.752	110.2	44.652		201.5	1:56.127	



FIM JUNIORGP WORLD CHAMPIONSHIP - PORTIMAO

Autódromo Internacional do Algarve

ETC

20 - 23 June 2024

Laps and Sector Times - RACE - 14 LAPS

Autodromo Internacional Algarve - 4592mtr.

37 MARIANOS NIKOLIS										HONDA									
lap	Sect-1	Speed	Sect-2	Speed	Sect-3	Speed	TopSpeed	laptime	pit	lap	Sect-1	Speed	Sect-2	Speed	Sect-3	Speed	Topspeed	laptime	pit
1		<u>102.0</u>	32.450	117.6	42.930		139.5	1:56.112		8	37.442	98.3	31.759	115.8	42.780		217.7	1:51.981	
2	37.857	95.8	31.704	115.4	42.731		217.7	1:52.292		9	37.563	95.0	31.844	114.6	<u>42.579</u>		<u>220.4</u>	1:51.986	
3	37.561	97.6	31.795	114.5	42.670		216.9	1:52.026		10	37.596	96.3	31.900	116.4	42.850		218.6	1:52.346	
4	37.685	95.2	31.602	116.4	42.738		216.0	1:52.025		11	37.883	95.9	31.955	111.2	42.993		218.6	1:52.831	
5	37.525	97.2	<u>31.588</u>	<u>118.0</u>	42.791		218.2	<u>1:51.904</u>		12	37.936	98.2	32.365	115.8	42.967		<u>220.4</u>	1:53.268	
6	<u>37.429</u>	100.7	32.032	114.6	42.875		214.7	1:52.336		13	37.743	95.9	31.823	117.9	42.854		219.5	1:52.420	
7	37.895	96.8	31.935	111.7	42.960		213.0	1:52.790		14	38.026	97.6	32.121	117.0	43.254		214.7	1:53.401	

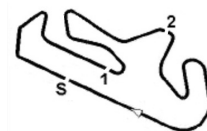
42 JULIUS FRELLSEN										HONDA										
lap	Sect-1	Speed	Sect-2	Speed	Sect-3	Speed	TopSpeed	laptime	pit	lap	Sect-1	Speed	Sect-2	Speed	Sect-3	Speed	Topspeed	laptime	pit	
1		<u>96.4</u>	<u>33.312</u>	<u>111.1</u>	<u>43.729</u>		141.2	1:59.689		2										

43 AMANUEL BRINTON										HONDA									
lap	Sect-1	Speed	Sect-2	Speed	Sect-3	Speed	TopSpeed	laptime	pit	lap	Sect-1	Speed	Sect-2	Speed	Sect-3	Speed	Topspeed	laptime	pit
1		94.8	33.152	<u>111.5</u>	43.640		144.2	1:58.766		8	38.403	92.9	32.281	110.2	43.545		209.7	1:54.229	
2	38.327	90.5	<u>32.094</u>	110.7	<u>43.221</u>		<u>217.3</u>	1:53.642		9	38.228	93.7	32.547	105.0	43.631		214.7	1:54.406	
3	38.210	96.7	32.643	106.7	43.412		215.1	1:54.265		10	39.033	89.1	32.608	102.3	43.767		203.4	1:55.408	
4	<u>37.978</u>	94.1	32.266	110.9	43.384		212.2	<u>1:53.628</u>		11	38.237	91.3	32.562	106.6	43.714		213.4	1:54.513	
5	38.148	97.2	32.469	110.0	43.269		208.9	1:53.886		12	38.467	88.7	32.415	103.9	43.803		213.9	1:54.685	
6	38.165	<u>98.6</u>	32.921	108.5	43.998		207.7	1:55.084		13	38.609	87.0	32.612	103.2	43.764		213.0	1:54.985	
7	38.634	92.4	32.786	107.5	43.598		206.1	1:55.018		14	38.652	90.6	32.485	102.9	43.714		212.2	1:54.851	

45 ALEX LONGARELA										HONDA									
lap	Sect-1	Speed	Sect-2	Speed	Sect-3	Speed	TopSpeed	laptime	pit	lap	Sect-1	Speed	Sect-2	Speed	Sect-3	Speed	Topspeed	laptime	pit
1		99.8	32.289	115.1	42.840		136.2	1:55.557		8	38.530	97.3	31.855	<u>119.6</u>	<u>42.391</u>		206.9	1:52.776	
2	37.402	93.3	31.974	117.5	42.442		218.6	1:51.818		9	37.630	93.5	31.878	110.8	43.003		215.6	1:52.511	
3	37.426	98.0	31.564	115.8	42.464		216.0	<u>1:51.454</u>		10	37.505	96.2	31.801	112.3	42.656		217.3	1:51.962	
4	37.305	96.9	31.931	114.8	42.525		<u>220.4</u>	1:51.761		11	37.760	96.2	32.581	114.6	42.907		216.4	1:53.248	
5	37.918	97.2	31.787	115.5	42.553		210.5	1:52.258		12	38.103	97.3	31.772	115.0	43.035		214.7	1:52.910	
6	37.497	<u>102.4</u>	31.725	115.3	42.698		216.9	1:51.920		13	37.604	98.2	31.872	114.6	42.692		218.2	1:52.168	
7	37.437	101.2	32.256	113.6	43.010		210.1	1:52.703		14	<u>37.291</u>	101.6	<u>31.521</u>	118.0	43.081		215.1	1:51.893	

53 KIYANO VEIJER										HONDA									
lap	Sect-1	Speed	Sect-2	Speed	Sect-3	Speed	TopSpeed	laptime	pit	lap	Sect-1	Speed	Sect-2	Speed	Sect-3	Speed	Topspeed	laptime	pit
1		<u>101.6</u>	33.076	111.8	43.393		148.6	1:58.940		8	38.538	95.1	32.485	<u>118.6</u>	43.713		212.6	1:54.736	
2	38.543	95.7	32.387	114.4	<u>43.214</u>		213.9	<u>1:54.144</u>		9	38.837	92.6	32.797	113.3	43.542		206.1	1:55.176	
3	38.294	93.7	32.550	115.0	43.698		<u>217.7</u>	1:54.542		10	38.656	95.7	<u>32.345</u>	113.6	44.584		213.4	1:55.585	
4	38.588	94.5	32.498	114.9	44.103		211.8	1:55.189		11	38.950	92.4	33.111	110.3	44.395		206.9	1:56.456	
5	38.435	97.0	32.410	114.4	43.483		211.8	1:54.328		12	39.031	93.4	32.996	113.2	44.378		203.4	1:56.405	
6	38.392	92.6	32.616	112.5	43.642		209.7	1:54.650		13	39.225	90.2	32.905	114.5	44.590		203.4	1:56.720	
7	<u>38.289</u>	92.9	32.577	108.3	43.476		214.7	1:54.342		14	39.410	92.5	32.921	113.8	44.534		199.6	1:56.865	

55 MI KEY LOU										HONDA									
lap	Sect-1	Speed	Sect-2	Speed	Sect-3	Speed	TopSpeed	laptime	pit	lap	Sect-1	Speed	Sect-2	Speed	Sect-3	Speed	Topspeed	laptime	pit
1		94.0	33.256	118.0	44.001		149.8	1:58.652		8	38.074	99.4	32.159	<u>123.9</u>	43.548		212.6	1:53.781	



FIM JUNIORGP WORLD CHAMPIONSHIP - PORTIMAO

Autódromo Internacional do Algarve

ETC

20 - 23 June 2024

Laps and Sector Times - RACE - 14 LAPS

Autodromo Internacional Algarve - 4592mtr.

2	37.852	98.0	32.242	114.6	43.323	<u>220.0</u>	1:53.417	9	38.076	100.3	32.154	120.1	43.533	212.2	1:53.763
3	38.398	93.7	32.303	112.4	43.471	213.4	1:54.172	10	38.004	100.2	32.150	116.9	43.546	212.6	1:53.700
4	37.807	96.8	32.153	117.3	43.651	219.1	1:53.611	11	37.880	101.8	32.361	117.1	<u>43.198</u>	213.4	1:53.439
5	37.823	102.2	32.247	116.8	43.555	212.6	1:53.625	12	<u>37.684</u>	100.8	<u>32.147</u>	114.9	43.257	215.1	<u>1:53.088</u>
6	38.002	101.9	32.428	110.9	43.430	210.9	1:53.860	13	37.786	99.2	32.343	111.9	43.430	212.6	1:53.559
7	38.615	99.7	32.251	118.6	43.329	210.5	1:54.195	14	37.784	<u>107.9</u>	32.483	117.5	43.445	210.1	1:53.712

69 FERNANDO BUJOSA										HONDA									
lap	Sect-1	Speed	Sect-2	Speed	Sect-3	Speed	TopSpeed	laptime	pit	lap	Sect-1	Speed	Sect-2	Speed	Sect-3	Speed	Topspeed	laptime	pit
1		98.7	32.711	<u>121.1</u>	43.005	150.0	1:57.215	8	37.860	97.4	32.126	114.0	43.250	212.6	1:53.236				
2	<u>37.546</u>	96.3	32.392	116.6	<u>42.869</u>	<u>216.9</u>	1:52.807	9	38.049	100.1	32.636	112.1	43.701	209.7	1:54.386				
3	37.740	100.0	<u>31.895</u>	113.1	43.017	214.3	<u>1:52.652</u>	10	38.314	99.3	32.636	111.7	43.953	208.5	1:54.903				
4	37.655	99.4	32.098	119.6	43.195	215.6	1:52.948	11	38.671	97.6	32.655	111.7	43.760	202.2	1:55.086				
5	38.325	100.2	32.147	116.6	43.732	205.3	1:54.204	12	38.354	<u>100.8</u>	32.609	109.4	44.086	208.9	1:55.049				
6	38.261	97.5	32.197	114.8	43.283	205.7	1:53.741	13	38.243	98.2	32.387	110.4	43.459	203.4	1:54.089				
7	37.977	97.7	32.200	112.7	43.023	208.5	1:53.200	14	38.261	98.8	32.218	114.6	43.572	206.9	1:54.051				

70 KRISTIAN DANIEL JR										HONDA									
lap	Sect-1	Speed	Sect-2	Speed	Sect-3	Speed	TopSpeed	laptime	pit	lap	Sect-1	Speed	Sect-2	Speed	Sect-3	Speed	Topspeed	laptime	pit
1		96.1	32.158	120.4	43.119	139.4	1:56.128	8	37.978	97.4	32.168	120.3	43.607	213.4	1:53.753				
2	38.061	96.0	31.863	<u>122.3</u>	42.748	209.3	1:52.672	9	38.092	98.9	32.231	120.1	43.580	209.3	1:53.903				
3	37.589	97.6	31.860	117.1	42.805	<u>214.7</u>	1:52.254	10	38.090	<u>100.7</u>	32.404	119.3	43.528	207.3	1:54.022				
4	37.711	96.3	31.770	118.9	42.786	212.2	1:52.267	11	37.845	98.6	32.055	119.1	43.225	209.7	1:53.125				
5	<u>37.438</u>	97.4	<u>31.670</u>	118.6	<u>42.548</u>	<u>214.7</u>	<u>1:51.656</u>	12	37.806	99.3	32.165	118.0	43.498	212.2	1:53.469				
6	37.731	98.0	32.029	117.1	42.665	214.3	1:52.425	13	37.947	97.6	32.214	119.1	43.651	214.3	1:53.812				
7	37.616	97.5	31.867	116.3	43.309	213.4	1:52.792	14	38.574	97.5	32.346	118.8	43.614	204.5	1:54.534				

71 CARLOS CANO										HONDA									
lap	Sect-1	Speed	Sect-2	Speed	Sect-3	Speed	TopSpeed	laptime	pit	lap	Sect-1	Speed	Sect-2	Speed	Sect-3	Speed	Topspeed	laptime	pit
1		98.5	32.100	119.7	43.095	132.0	1:54.143	8	37.344	101.2	31.931	119.3	42.819	212.6	1:52.094				
2	<u>37.010</u>	102.6	31.778	117.9	42.744	214.3	<u>1:51.532</u>	9	37.431	101.0	32.267	106.1	42.947	213.9	1:52.645				
3	37.161	100.9	31.855	118.3	43.499	213.4	1:52.515	10	37.608	100.1	<u>31.651</u>	121.2	42.860	214.3	1:52.119				
4	37.187	98.4	31.807	<u>122.9</u>	43.150	214.7	1:52.144	11	37.951	97.4	32.266	116.3	43.238	212.2	1:53.455				
5	37.503	100.5	31.874	117.6	42.908	207.7	1:52.285	12	37.241	<u>106.9</u>	32.142	118.7	43.179	<u>215.1</u>	1:52.562				
6	37.841	99.6	31.715	116.0	<u>42.656</u>	207.3	1:52.212	13	37.179	103.3	31.848	117.1	42.886	212.2	1:51.913				
7	37.233	99.1	32.533	115.8	42.941	212.6	1:52.707	14	37.199	106.1	31.802	116.9	42.909	212.2	1:51.910				

73 VALENTÍN PERRONE										HONDA									
lap	Sect-1	Speed	Sect-2	Speed	Sect-3	Speed	TopSpeed	laptime	pit	lap	Sect-1	Speed	Sect-2	Speed	Sect-3	Speed	Topspeed	laptime	pit
1		95.0	32.107	<u>128.0</u>	42.760	139.2	1:54.808	8	37.276	97.8	31.640	125.9	42.650	216.4	1:51.566				
2	37.380	96.4	31.636	120.4	<u>42.359</u>	<u>216.9</u>	<u>1:51.375</u>	9	37.436	93.1	31.954	118.6	42.785	213.9	1:52.175				
3	37.443	97.8	31.648	118.8	45.791	214.3	1:54.882	10	37.668	98.8	31.996	118.6	43.520	216.0	1:53.184				
4	37.515	96.6	31.665	121.9	42.922	214.3	1:52.102	11	37.340	101.9	31.989	116.8	42.906	214.7	1:52.235				
5	37.349	97.9	31.643	122.2	42.576	213.9	1:51.568	12	37.974	98.7	31.804	122.6	42.669	215.1	1:52.447				
6	<u>36.941</u>	<u>110.5</u>	32.711	122.7	42.764	213.9	1:52.416	13	37.988	97.0	31.821	118.8	42.893	208.5	1:52.702				
7	37.549	95.7	31.769	117.9	42.626	211.8	1:51.944	14	37.186	100.8	<u>31.587</u>	122.7	42.740	213.0	1:51.513				



FIM JUNIORGP WORLD CHAMPIONSHIP - PORTIMAO

Autódromo Internacional do Algarve

ETC

20 - 23 June 2024

Laps and Sector Times - RACE - 14 LAPS

Autodromo Internacional Algarve - 4592mtr.

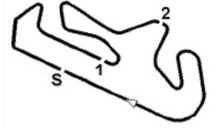
81		MATTEO GABARRINI							HONDA											
lap	Sect-1	Speed	Sect-2	Speed	Sect-3	Speed	TopSpeed	laptime	pit	lap	Sect-1	Speed	Sect-2	Speed	Sect-3	Speed	Topspeed	laptime	pit	
1		<u>96.9</u>	<u>33.388</u>	<u>107.7</u>	<u>44.194</u>		148.6	2:00.039		2										

90		LUCA AGOSTINELLI							HONDA										
lap	Sect-1	Speed	Sect-2	Speed	Sect-3	Speed	TopSpeed	laptime	pit	lap	Sect-1	Speed	Sect-2	Speed	Sect-3	Speed	Topspeed	laptime	pit
1		91.1	32.603	117.0	<u>42.771</u>		146.1	1:56.533		8	37.771	99.5	32.123	118.4	43.146		213.4	1:53.040	
2	37.733	98.1	32.432	118.0	42.852		<u>224.5</u>	1:53.017		9	37.926	99.1	32.111	117.1	43.156		215.6	1:53.193	
3	<u>37.469</u>	<u>101.2</u>	31.995	119.1	42.968		220.0	1:52.432		10	37.774	94.8	32.034	<u>120.1</u>	43.007		217.7	1:52.815	
4	37.791	97.9	32.039	119.7	43.120		217.3	1:52.950		11	37.964	95.7	32.148	116.6	43.020		216.0	1:53.132	
5	37.617	98.9	<u>31.844</u>	120.0	42.873		219.5	1:52.334		12	37.713	100.7	32.209	118.3	43.501		213.9	1:53.423	
6	37.638	100.1	31.875	118.7	42.813		216.9	<u>1:52.326</u>		13	38.371	98.5	32.303	117.8	43.316		213.4	1:53.990	
7	38.196	96.9	32.157	118.4	42.830		211.4	1:53.183		14	38.335	99.2	32.402	119.7	43.583		209.7	1:54.320	

95		LEONARDO ZANNI							HONDA											
lap	Sect-1	Speed	Sect-2	Speed	Sect-3	Speed	TopSpeed	laptime	pit	lap	Sect-1	Speed	Sect-2	Speed	Sect-3	Speed	Topspeed	laptime	pit	
1		<u>94.9</u>	32.049	<u>121.6</u>	<u>42.842</u>		134.7	1:54.660		2										

97		MARCO MORELLI							HONDA										
lap	Sect-1	Speed	Sect-2	Speed	Sect-3	Speed	TopSpeed	laptime	pit	lap	Sect-1	Speed	Sect-2	Speed	Sect-3	Speed	Topspeed	laptime	pit
1		94.6	32.607	115.5	42.758		136.9	1:55.353		8	37.709	98.8	31.862	119.6	42.858		214.3	1:52.429	
2	37.478	96.7	32.035	115.6	42.921		218.6	1:52.434		9	37.402	97.2	31.853	115.9	42.923		218.2	1:52.178	
3	37.705	102.1	31.762	117.6	42.754		213.9	1:52.221		10	37.797	99.3	31.887	116.5	42.750		219.1	1:52.434	
4	37.360	101.9	31.760	116.0	42.688		216.9	1:51.808		11	37.278	97.6	32.072	116.8	43.201		<u>222.2</u>	1:52.551	
5	37.508	99.8	31.619	113.2	42.779		212.2	1:51.906		12	37.938	98.9	32.324	117.1	42.559		219.5	1:52.821	
6	37.684	100.7	31.858	113.1	42.556		217.3	1:52.098		13	37.804	96.9	31.911	113.8	42.711		<u>222.2</u>	1:52.426	
7	37.568	97.7	31.939	111.7	43.533		218.2	1:53.040		14	<u>37.225</u>	<u>102.9</u>	<u>31.604</u>	<u>119.9</u>	<u>42.505</u>		217.7	<u>1:51.334</u>	

99		RÉMY SANJUAN							HONDA										
lap	Sect-1	Speed	Sect-2	Speed	Sect-3	Speed	TopSpeed	laptime	pit	lap	Sect-1	Speed	Sect-2	Speed	Sect-3	Speed	Topspeed	laptime	pit
1		95.1	33.213	<u>116.1</u>	43.661		145.6	1:58.144		8	38.254	92.1	32.500	105.0	43.262		211.8	1:54.016	
2	38.500	96.1	32.380	108.3	<u>43.166</u>		215.1	1:54.046		9	38.440	95.1	32.424	105.0	43.197		210.1	1:54.061	
3	38.256	92.7	32.576	109.6	45.841		<u>216.4</u>	1:56.673		10	38.514	89.6	32.374	105.8	43.778		215.6	1:54.666	
4	38.172	94.2	<u>32.115</u>	114.4	43.669		214.7	<u>1:53.956</u>		11	<u>38.127</u>	95.3	32.458	107.0	43.633		211.4	1:54.218	
5	38.247	<u>98.5</u>	32.797	104.4	43.233		214.7	1:54.277		12	38.551	93.8	32.428	105.5	44.100		209.7	1:55.079	
6	38.224	97.5	32.507	109.0	43.539		213.0	1:54.270		13	38.276	91.5	32.582	104.5	43.942		212.2	1:54.800	
7	38.334	90.8	32.471	106.1	43.285		211.8	1:54.090		14	38.497	94.4	32.471	109.0	43.895		208.1	1:54.863	



FIM JUNIORGP WORLD CHAMPIONSHIP - PORTIMAO

Autódromo Internacional do Algarve

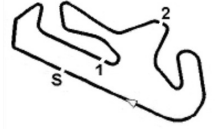
ETC

Laptimes - RACE - 14 LAPS

20 - 23 June 2024

Autodromo Internacional Algarve - 4592mtr.

Nbr	Name	Laps	lap	Lap ..1	Lap ..2	Lap ..3	Lap ..4	Lap ..5	Lap ..6	Lap ..7	Lap ..8	Lap ..9	Lap ..0
71	CARLOS CANO	14	1 - 10	1:54.143	1:51.532	1:52.515	1:52.144	1:52.285	1:52.212	1:52.707	1:52.094	1:52.645	1:52.119
			11 - 20	1:53.455	1:52.562	1:51.913	1:51.910						
31	GIULIO PUGLIESE	14	1 - 10	1:54.266	1:51.504	1:52.370	1:52.517	1:51.974	1:52.576	1:52.696	1:51.781	1:52.650	1:52.034
			11 - 20	1:53.564	1:52.505	1:52.048	1:51.793						
11	DA VID GONZÁLEZ	14	1 - 10	1:54.187	1:51.553	1:52.276	1:52.581	1:52.149	1:51.952	1:53.337	1:51.738	1:52.520	1:52.168
			11 - 20	1:53.342	1:52.820	1:52.352	1:51.433						
73	VALENTÍN PERRONE	14	1 - 10	1:54.808	1:51.375	1:54.882	1:52.102	1:51.568	1:52.416	1:51.944	1:51.566	1:52.175	1:53.184
			11 - 20	1:52.235	1:52.447	1:52.702	1:51.513						
45	ALEX LONGA RELA	14	1 - 10	1:55.557	1:51.818	1:51.454	1:51.761	1:52.258	1:51.920	1:52.703	1:52.776	1:52.511	1:51.962
			11 - 20	1:53.248	1:52.910	1:52.168	1:51.893						
26	PAU ALSINA	14	1 - 10	1:56.275	1:51.718	1:51.726	1:52.314	1:51.682	1:51.904	1:52.212	1:52.287	1:52.290	1:52.176
			11 - 20	1:53.227	1:52.874	1:52.338	1:51.957						
97	MARCO MORELLI	14	1 - 10	1:55.353	1:52.434	1:52.221	1:51.808	1:51.906	1:52.098	1:53.040	1:52.429	1:52.178	1:52.434
			11 - 20	1:52.551	1:52.821	1:52.426	1:51.334						
25	GONZALO PÉREZ	14	1 - 10	1:55.065	1:51.930	1:51.762	1:52.292	1:52.181	1:52.119	1:52.831	1:52.537	1:52.300	1:52.169
			11 - 20	1:52.789	1:52.976	1:52.472	1:52.776						
7	BEÑAT FERNÁNDEZ	14	1 - 10	1:54.349	1:51.834	1:52.106	1:52.713	1:52.207	1:51.917	1:52.609	1:52.855	1:52.415	1:52.247
			11 - 20	1:52.973	1:52.944	1:52.842	1:52.658						
37	MARIANOS NIKOLIS	14	1 - 10	1:56.112	1:52.292	1:52.026	1:52.025	1:51.904	1:52.336	1:52.790	1:51.981	1:51.986	1:52.346
			11 - 20	1:52.831	1:53.268	1:52.420	1:53.401						
33	ENZO BELLON	14	1 - 10	1:56.481	1:52.897	1:52.861	1:52.297	1:52.319	1:52.689	1:53.059	1:53.224	1:52.981	1:52.654
			11 - 20	1:52.752	1:53.086	1:52.741	1:52.318						
90	LUCA AGOSTINELLI	14	1 - 10	1:56.533	1:53.017	1:52.432	1:52.950	1:52.334	1:52.326	1:53.183	1:53.040	1:53.193	1:52.815
			11 - 20	1:53.132	1:53.423	1:53.990	1:54.320						
4	GABRIEL TESINI	14	1 - 10	1:56.721	1:53.085	1:54.879	1:53.103	1:52.563	1:52.697	1:53.183	1:52.777	1:52.770	1:52.965
			11 - 20	1:52.777	1:53.087	1:52.934	1:53.149						
70	KRISTIAN DA NIEL JR	14	1 - 10	1:56.128	1:52.672	1:52.254	1:52.267	1:51.656	1:52.425	1:52.792	1:53.753	1:53.903	1:54.022
			11 - 20	1:53.125	1:53.469	1:53.812	1:54.534						
55	MIKEY LOU	14	1 - 10	1:58.652	1:53.417	1:54.172	1:53.611	1:53.625	1:53.860	1:54.195	1:53.781	1:53.763	1:53.700
			11 - 20	1:53.439	1:53.088	1:53.559	1:53.712						
14	EDU GUTIÉRREZ	14	1 - 10	1:57.065	1:52.642	1:52.866	1:53.282	1:53.836	1:53.716	1:53.286	1:53.162	1:54.489	1:55.082
			11 - 20	1:54.852	1:55.056	1:54.257	1:53.657						
69	FERNANDO BUJOSA	14	1 - 10	1:57.215	1:52.807	1:52.652	1:52.948	1:54.204	1:53.741	1:53.200	1:53.236	1:54.386	1:54.903
			11 - 20	1:55.086	1:55.049	1:54.089	1:54.051						
8	EDOARDO BERTOLA	14	1 - 10	1:58.538	1:54.600	1:54.546	1:54.432	1:53.219	1:53.905	1:54.078	1:53.679	1:53.862	1:54.100
			11 - 20	1:54.550	1:54.966	1:54.434	1:54.867						
99	RÉMY SANJUAN	14	1 - 10	1:58.144	1:54.046	1:56.673	1:53.956	1:54.277	1:54.270	1:54.090	1:54.016	1:54.061	1:54.666
			11 - 20	1:54.218	1:55.079	1:54.800	1:54.863						
43	AMANUEL BRINTON	14	1 - 10	1:58.766	1:53.642	1:54.265	1:53.628	1:53.886	1:55.084	1:55.018	1:54.229	1:54.406	1:55.408
			11 - 20	1:54.513	1:54.685	1:54.985	1:54.851						
18	MATHIAS TAMBURINI	14	1 - 10	1:58.472	1:54.567	1:54.035	1:53.780	1:54.069	1:54.608	1:54.734	1:54.156	1:54.497	1:55.341
			11 - 20	1:54.380	1:54.815	1:54.946	1:58.509						



FIM JUNIORGP WORLD CHAMPIONSHIP - PORTIMAO
Autódromo Internacional do Algarve

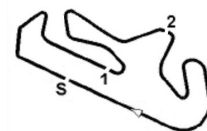
ETC

Laptimes - RACE - 14 LAPS

20 - 23 June 2024

Autodromo Internacional Algarve - 4592mtr.

Nbr	Name	Laps	lap	Lap ..1	Lap ..2	Lap ..3	Lap ..4	Lap ..5	Lap ..6	Lap ..7	Lap ..8	Lap ..9	Lap ..0
13	MATTÉO ROMAN	14	1 - 10	1:58.989	1:54.252	1:54.212	1:54.678	1:54.406	1:54.994	1:54.636	1:54.758	1:54.802	1:55.304
			11 - 20	1:54.773	1:55.371	1:55.479	1:55.292						
10	AFONSO ALMEIDA	14	1 - 10	1:59.750	1:53.960	1:54.300	1:54.741	1:54.432	1:54.399	1:54.312	1:54.991	1:54.921	1:55.119
			11 - 20	1:54.961	1:55.350	1:55.434	1:55.837						
53	KIYANO VEJER	14	1 - 10	1:58.940	1:54.144	1:54.542	1:55.189	1:54.328	1:54.650	1:54.342	1:54.736	1:55.176	1:55.585
			11 - 20	1:56.456	1:56.405	1:56.720	1:56.865						
36	EVAN BOXBERGER	14	1 - 10	2:00.178	1:55.015	1:55.915	1:55.681	1:55.424	1:58.461	1:55.752	1:55.390	1:56.345	1:55.411
			11 - 20	1:55.696	1:55.863	1:55.889	1:56.127						
27	KERMAN TINEZ	12	1 - 10	1:54.571	1:51.345	1:52.166	1:52.693	1:51.933	1:52.270	1:52.691	1:51.983	1:53.136	1:51.883
			11 - 20	1:53.281	1:52.712								
6	BENJAMIN CAILLET	3	1 - 10	1:58.732	1:53.738	1:53.457							
95	LEONARDO ZANNI	1	1 - 10	1:54.660									
42	JULIUS FRELLSEN	1	1 - 10	1:59.689									
81	MATTEO GABARRINI	1	1 - 10	2:00.039									



FIM JUNIORGP WORLD CHAMPIONSHIP - PORTIMAO

Autódromo Internacional do Algarve

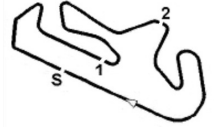
ETC

20 - 23 June 2024

Sector analyse - RACE - 14 LAPS

Autodromo Internacional Algarve - 4592mtr.

Pos	Nbr	Name / Team name	Sector 1			Sector 2			Sector 3			theoretical best	Actual best	In
			time	Lap	pos	time	Lap	pos	time	Lap	pos			
1	71	CARLOS CANO	37.010	2	2	31.651	10	10	42.656	6	12	1:51.317	1:51.532	2
2	31	GIULIO PUGLIESE	37.227	14	5	31.526	14	3	42.367	2	2	1:51.120	1:51.504	2
3	11	DAVID GONZÁLEZ	37.092	14	3	31.290	14	1	42.462	8	6	1:50.844	1:51.433	14
4	73	VALENTÍN PERRONE	36.941	6	1	31.587	14	6	42.359	2	1	1:50.887	1:51.375	2
5	45	ALEX LONGARELA	37.291	14	7	31.521	14	2	42.391	8	5	1:51.203	1:51.454	3
6	26	PAU ALSINA	37.286	14	6	31.549	5	4	42.568	2	10	1:51.403	1:51.682	5
7	97	MARCO MORELLI	37.225	14	4	31.604	14	8	42.505	14	8	1:51.334	1:51.334	14
8	25	GONZALO PÉREZ	37.555	3	15	31.690	3	12	42.477	6	7	1:51.722	1:51.762	3
9	7	BEÑAT FERNÁNDEZ	37.401	14	9	31.647	2	9	42.386	6	3	1:51.434	1:51.834	2
10	37	MARIANOS NIKOLIS	37.429	6	10	31.588	5	7	42.579	9	11	1:51.596	1:51.904	5
11	33	ENZO BELLON	37.674	8	17	31.745	5	14	42.724	4	13	1:52.143	1:52.297	4
12	90	LUCA AGOSTINELLI	37.469	3	13	31.844	5	15	42.771	1	14	1:52.084	1:52.326	6
13	4	GABRIEL TESINI	37.597	9	16	31.847	3	16	42.977	2	18	1:52.421	1:52.563	5
14	70	KRISTIAN DANIEL JR	37.438	5	11	31.670	5	11	42.548	5	9	1:51.656	1:51.656	5
15	55	MIKEY LOU	37.684	12	18	32.147	12	24	43.198	11	23	1:53.029	1:53.088	12
16	14	EDU GUTIÉRREZ	37.450	2	12	32.044	3	19	42.771	2	15	1:52.265	1:52.642	2
17	69	FERNANDO BUJOSA	37.546	2	14	31.895	3	17	42.869	2	17	1:52.310	1:52.652	3
18	8	EDOARDO BERTOLA	38.000	6	23	32.105	5	22	43.051	5	19	1:53.156	1:53.219	5
19	99	RÉMY SANJUAN	38.127	11	24	32.115	4	23	43.166	2	22	1:53.408	1:53.956	4
20	43	AMANUEL BRINTON	37.978	4	22	32.094	2	21	43.221	2	26	1:53.293	1:53.628	4
21	18	MATHIAS TAMBURINI	37.889	4	21	32.058	4	20	43.393	3	27	1:53.340	1:53.780	4
22	13	MATTÉO ROMAN	38.358	3	27	32.216	2	25	43.136	2	20	1:53.710	1:54.212	3
23	10	AFONSO ALMEIDA	38.264	5	25	32.324	2	26	43.207	6	24	1:53.795	1:53.960	2
24	53	KIYANO VEIJER	38.289	7	26	32.345	10	27	43.214	2	25	1:53.848	1:54.144	2
25	36	EVAN BOXBERGER	38.513	13	28	32.577	3	28	43.813	2	29	1:54.903	1:55.015	2
26	27	KERMAN TINEZ	37.352	2	8	31.571	3	5	42.389	2	4	1:51.312	1:51.345	2
27	6	BENJAMIN CAILLET	37.889	3	20	32.032	2	18	43.141	2	21	1:53.062	1:53.457	3
28	95	LEONARDO ZANNI	37.715	2	19	31.702	2	13	42.842	1	16	1:52.259		
29	42	JULIUS FRELLSEN	1:28.329	1	30	33.312	1	29	43.729	1	28	2:45.370		
30	81	MATTEO GABARRINI	1:23.644	1	29	33.388	1	30	44.194	1	30	2:41.226		



FIM JUNIORGP WORLD CHAMPIONSHIP - PORTIMAO

Autódromo Internacional do Algarve

Heat name : ETC - RACE - 14 LAPS
 Heat Date : 23 June 2024
 Track name : Autodromo Internacional Algarve - 4592 mtr.

Participants Started	: 30	Participants Classified	: 26
Participants Finished	: 25	Participants Not Classified	: 19
Participants Not Finished	: 5		

Green flag at	: 13:01:14	Heat recording start time	: 12:44:52
Finish flag waved at	: 13:27:28	Heat recording end time	: 13:33:50
Total time under Green	: 26:14	Total of All Laps in Heat	: 368
Number of cautions	: 0	Total time under Yellow	: 00:00:00
Number of code-60's	: 0	Total time under Code-60	: 00:00:00

Summary of winners per class

Nbr	Name / Team name	Motorcycle	Cls	Fastest Laptime	In	Avg. Speed	Laps	Race Time
71	CARLOS CANO	HONDA	ETC GrB	1:51.532	2	147.01	14	26:14.236
31	GIULIO PUGLIESE	HONDA	ETC GrA	1:51.504	2	147.01	14	26:14.278

Leader history during the Heat

#	Nbr	Lap	to Lap	Name	Motorcycle
1	71	1	2	CARLOS CANO	HONDA
2	11	3	3	DAVID GONZÁLEZ	HONDA
3	71	4	5	CARLOS CANO	HONDA
4	11	6	6	DAVID GONZÁLEZ	HONDA
5	45	7	7	ALEX LONGARELA	HONDA
6	71	8	9	CARLOS CANO	HONDA
7	31	10	10	GIULIO PUGLIESE	HONDA
8	11	11	11	DAVID GONZÁLEZ	HONDA
9	71	12	14	CARLOS CANO	HONDA

Best Lap time history during the Heat

#	Nbr	lap time	in lap	Name	Motorcycle	time of day
1	71	1:51.532	2	CARLOS CANO	HONDA	13:05:00
2	31	1:51.504	2	GIULIO PUGLIESE	HONDA	13:05:00
3	27	1:51.345	2	KERMAN TINEZ	HONDA	13:05:00
4	97	1:51.334	14	MARCO MORELLI	HONDA	13:27:29

Summary of best laptimes per class

Nbr	Name / Team name	Motorcycle	Cls	Fastest Laptime	In	Speed
97	MARCO MORELLI	HONDA	ETC GrA	1:51.334	14	148.48
73	VALENTÍN PERRONE	HONDA	ETC GrB	1:51.375	2	148.43

Summary of number of laps in the lead

#	Nbr	Name	Motorcycle	# Laps in the lead
1	71	CARLOS CANO	HONDA	9
2	11	DAVID GONZÁLEZ	HONDA	3
3	31	GIULIO PUGLIESE	HONDA	1
4	45	ALEX LONGARELA	HONDA	1