

European Talent Cup
FIM JuniorGP - BARCELONA
Race (14 Laps, 65.2 km.)

Classification

No	Rider	Nat	Team	Bike	Tires	Cl.	Laps	Total Time	Gap	Kph	Best Lap		
											Lap	Time	Kph
1	1 GUIDO PINI	ITA	AC RACING TEAM	HONDA			14	26:19.107	-	148.6	2	1:51.599	150.2
2	67 CASEY O'GORMAN	IRL	SUPERHUGO44 TEAM	HONDA			14	26:19.413	+0.306	148.6	4	1:51.659	150.1
3	21 RUCHÉ MOODLEY	RSA	FINETWORK MIR JUNIOR TEAM	HONDA			14	26:19.435	+0.328	148.6	5	1:51.470	150.4
4	22 JESÚS TORRES	SPA	CUNA DE CAMPEONES	HONDA			14	26:20.075	+0.968	148.5	5	1:51.650	150.2
5	97 MARCO MORELLI	ARG	VISIONTRACK RACING TEAM	HONDA			14	26:20.293	+1.186	148.5	5	1:51.360	150.5
6	24 GUILLEM PLANQUES	FRA	FIRST BIKE ACADEMY	HONDA			14	26:20.780	+1.673	148.5	3	1:51.969	149.7
7	70 KRISTIAN DANIEL	USA	MRE TALENT	HONDA			14	26:26.955	+7.848	147.9	4	1:51.792	150.0
8	12 ADRIANO DONOSO	SPA	TEAM HONDA LAGLISSE	HONDA			14	26:26.937	+7.830	147.9	3	1:51.675	150.1
9	7 BEÑAT FERNÁNDEZ	SPA	FRANDO RACING VHC TEAM	HONDA			14	26:27.051	+7.944	147.9	5	1:52.034	149.6
10	31 GIULIO PUGLIESE	ITA	AC RACING TEAM	HONDA			14	26:27.094	+7.987	147.9	5	1:52.110	149.5
11	43 AMANUEL BRINTON	GBR	TEAM ESTRELLA GALICIA 0,0	HONDA			14	26:27.183	+8.076	147.9	2	1:52.131	149.5
12	71 HAMAD KHAMIS AL-SAHOUTI	QAT	TEAM IMPALA HONDA	HONDA			14	26:27.485	+8.378	147.9	7	1:52.224	149.4
13	14 EDU GUTIÉRREZ	SPA	ARTBOX	HONDA			14	26:27.739	+8.632	147.8	5	1:51.939	149.8
14	3 VASILIS PANTELEAKIS	GRE	ARTBOX	HONDA			14	26:28.264	+9.157	147.8	8	1:52.523	149.0
15	54 JESÚS RIOS	SPA	MRE TALENT	HONDA			14	26:31.379	+12.272	147.5	2	1:51.836	149.9
16	51 BRIAN URIARTE	SPA	TEAM ESTRELLA GALICIA 0,0	HONDA			14	26:32.209	+13.102	147.4	11	1:51.512	150.3
17	13 HAKIM DANISH	MAL	MONLAU MOTUL	HONDA			14	26:34.011	+14.904	147.2	3	1:52.219	149.4
18	20 OWEN VAN TRIGT	NED	AGR TEAM	HONDA			14	26:36.048	+16.941	147.1	4	1:52.523	149.0
19	10 VALENTINO HERRLICH	GER	F. KOCH RENNSPORT	HONDA			14	26:36.889	+17.782	147.0	2	1:52.665	148.8
20	41 YVONNE CERPA	SPA	TEAM HONDA LAGLISSE	HONDA			14	26:36.929	+17.822	147.0	5	1:52.731	148.7
21	18 EDOARDO BERTOLA	ITA	AC RACING TEAM	HONDA			14	27:12.419	+53.312	143.8	3	1:52.553	149.0
22	26 PAU ALSINA	SPA	ARTBOX	HONDA			13	27:33.491	1 Lap	131.8	5	1:52.058	149.6
Not classified													
47	DODÓ BOGGIO	ITA	ASPAR JUNIOR TEAM	HONDA			13	24:26.861			5	1:50.995	151.0
28	MÁXIMO QUILES	SPA	ASPAR JUNIOR TEAM	HONDA			13	24:27.036			2	1:50.848	151.2
27	RICO SALMELA	FIN	TEAM ESTRELLA GALICIA 0,0	HONDA			13	24:27.112			5	1:51.512	150.3
95	LEONARDO ZANNI	ITA	FINETWORK MIR JUNIOR TEAM	HONDA			7	13:10.040			2	1:51.585	150.2
50	CARTER THOMPSON	AUS	AGR TEAM	HONDA			7	13:10.667			5	1:51.617	150.2
69	FERNANDO BUJOSA	SPA	FRANDO RACING VHC TEAM	HONDA									
38	MATTEO ROMAN	FRA	JEG RACING	HONDA									
Not Started													
81	LORENZ TONI LUCIANO	BEL	ARTBOX	HONDA									

Pole Position:

Fastest Lap:

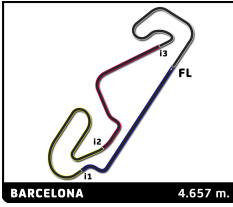
Lap2	MÁXIMO QUILES	1:50.848	151.2 Kph
------	---------------	-----------------	-----------

RIDERS 1, 12, 13, 18, 20, 24, 41, 51, 54, 67, 70, 95, & 97 SOME LAP TIMES DELETED DUE TO TRACK LIMITS
RIDER 12 - ONE POSITION PENALTY DUE TO TRACK LIMITS ON LAST LAP

Published at:

Track Status: **DRY**

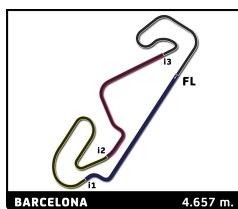
Race Director:	Timekeeper: Alberto Estébanez
-----------------------	---



European Talent Cup
FIM JuniorGP - BARCELONA
Race

Lap Chart

No	Pos	Grid	Lap													
			1	2	3	4	5	6	7	8	9	10	11	12	13	14
51	1	51	27	54	21	28	51	54	21	54	1	54	21	28	67	1
27	2	27	51	27	54	54	67	27	47	1	47	28	1	54	24	67
1	3	1	54	51	51	67	28	67	67	22	22	22	22	22	22	21
54	4	54	67	67	27	51	54	24	54	67	67	67	27	1	54	22
67	5	67	26	1	1	1	27	1	24	47	54	24	47	47	47	97
26	6	26	21	21	24	27	1	28	1	27	24	1	54	27	1	24
50	7	50	24	24	67	24	24	95	22	24	28	21	67	67	28	12
24	8	24	1	26	28	26	21	21	27	28	21	27	24	24	27	70
21	9	21	50	28	26	21	95	47	95	21	27	47	28	21	21	7
22	10	22	22	50	50	95	26	22	28	97	97	97	97	97	97	31
95	11	95	97	95	95	22	97	26	26	70	12	70	70	71	12	43
69	12	69	28	22	97	97	22	50	97	12	70	12	12	70	70	71
97	13	97	95	97	22	50	47	97	50	43	43	43	43	43	7	14
43	14	43	18	43	47	47	50	31	31	7	14	71	71	7	43	3
38	15	38	43	47	43	70	70	14	70	31	71	14	7	12	31	54
41	16	41	7	18	70	43	43	12	7	18	31	7	31	31	71	51
13	17	13	47	7	18	31	14	7	12	14	7	31	14	14	14	13
3	18	3	41	70	7	14	31	43	14	71	3	3	3	3	3	20
31	19	31	31	14	14	18	12	70	43	3	18	13	20	51	51	10
71	20	71	13	31	31	12	7	18	18	13	20	41	13	13	13	41
18	21	18	14	13	12	7	13	71	71	10	41	10	10	41	41	18
20	22	20	70	12	13	13	18	3	3	20	13	20	41	10	10	
10	23	10	3	41	3	3	3	13	13	41	10	18	51	20	20	
7	24	7	12	3	41	71	71	41	41	51	51	51	18	18	18	
70	25	70	10	10	10	41	41	10	10	26	26	26	26	26	26	
28	26	28	20	71	71	10	20	20	20							
47	27	47	71	20	20	20	10	51	51							
12	28	12														
81	29	81														
14	30	14														



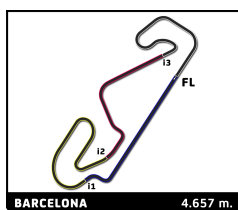
European Talent Cup

FIM JuniorGP - BARCELONA

Race

Best Sector Times

Sector 1			Sector 2			Sector 3			Pos	No Rider	Ideal Lap	Best Lap
Pos	No Rider	Time	No Rider	Time	No Rider	Time						
1	21 R.MOODLEY	20.289	47 D.BOGGIO	33.860	47 D.BOGGIO	23.247	1	47 D.BOGGIO	1:50.640	1:50.995	(2)	
2	10 V.HERRLICH	20.461	28 M.QUILES	33.929	54 J.RIOS	23.285	2	21 R.MOODLEY	1:50.832	1:51.470	(4)	
3	12 A.DONOSO	20.464	54 J.RIOS	33.965	28 M.QUILES	23.305	3	28 M.QUILES	1:50.848	1:50.848	(1)	
4	47 D.BOGGIO	20.480	27 R.SALMELA	34.011	27 R.SALMELA	23.374	4	1 G.PINI	1:51.092	1:51.599	(8)	
5	28 M.QUILES	20.486	51 B.URIARTE	34.028	1 G.PINI	23.392	5	51 B.URIARTE	1:51.135	1:51.512	(5)	
6	95 L.ZANNI	20.497	97 M.MORELLI	34.036	24 G.PLANQUES	23.399	6	54 J.RIOS	1:51.195	1:51.836	(14)	
7	70 K.DANIEL	20.509	21 R.MOODLEY	34.041	97 M.MORELLI	23.423	7	95 L.ZANNI	1:51.214	1:51.585	(7)	
8	22 J.TORRES	20.521	1 G.PINI	34.072	67 C.O'GORMAN	23.424	8	97 M.MORELLI	1:51.218	1:51.360	(3)	
9	31 G.PUGLIESE	20.534	67 C.O'GORMAN	34.082	43 A.BRINTON	23.429	9	22 J.TORRES	1:51.305	1:51.650	(10)	
10	1 G.PINI	20.580	22 J.TORRES	34.091	22 J.TORRES	23.445	10	67 C.O'GORMAN	1:51.323	1:51.659	(11)	
11	14 E.GUTIÉRREZ	20.650	95 L.ZANNI	34.091	21 R.MOODLEY	23.446	11	27 R.SALMELA	1:51.336	1:51.512	(6)	
12	51 B.URIARTE	20.658	50 C.THOMPSON	34.111	70 K.DANIEL	23.453	12	50 C.THOMPSON	1:51.527	1:51.617	(9)	
13	97 M.MORELLI	20.677	12 A.DONOSO	34.140	95 L.ZANNI	23.474	13	70 K.DANIEL	1:51.535	1:51.792	(13)	
14	71 H.AL-SAHOUTI	20.683	13 H.DANISH	34.146	50 C.THOMPSON	23.484	14	12 A.DONOSO	1:51.538	1:51.675	(12)	
15	50 C.THOMPSON	20.712	24 G.PLANQUES	34.149	7 B.FERNÁNDEZ	23.485	15	43 A.BRINTON	1:51.551	1:52.131	(20)	
16	54 J.RIOS	20.726	43 A.BRINTON	34.199	51 B.URIARTE	23.488	16	24 G.PLANQUES	1:51.560	1:51.969	(16)	
17	18 E.BERTOLA	20.746	70 K.DANIEL	34.203	71 H.AL-SAHOUTI	23.490	17	31 G.PUGLIESE	1:51.685	1:52.110	(19)	
18	7 B.FERNÁNDEZ	20.754	14 E.GUTIÉRREZ	34.206	12 A.DONOSO	23.498	18	13 H.DANISH	1:51.692	1:52.219	(21)	
19	67 C.O'GORMAN	20.762	31 G.PUGLIESE	34.208	26 P.ALSINA	23.501	19	26 P.ALSINA	1:51.704	1:52.058	(18)	
20	43 A.BRINTON	20.785	3 V.PANTELEAKIS	34.243	14 E.GUTIÉRREZ	23.513	20	14 E.GUTIÉRREZ	1:51.719	1:51.939	(15)	
21	27 R.SALMELA	20.787	71 H.AL-SAHOUTI	34.271	13 H.DANISH	23.532	21	71 H.AL-SAHOUTI	1:51.799	1:52.224	(22)	
22	26 P.ALSINA	20.792	26 P.ALSINA	34.298	31 G.PUGLIESE	23.543	22	7 B.FERNÁNDEZ	1:51.820	1:52.034	(17)	
23	13 H.DANISH	20.793	7 B.FERNÁNDEZ	34.344	18 E.BERTOLA	23.568	23	10 V.HERRLICH	1:51.862	1:52.665	(26)	
24	3 V.PANTELEAKIS	20.833	18 E.BERTOLA	34.383	10 V.HERRLICH	23.635	24	18 E.BERTOLA	1:52.031	1:52.553	(25)	
25	24 G.PLANQUES	20.835	10 V.HERRLICH	34.402	3 V.PANTELEAKIS	23.693	25	3 V.PANTELEAKIS	1:52.131	1:52.523	(24)	
26	41 Y.CERPA	20.884	41 Y.CERPA	34.457	20 O.VAN TRIGT	23.739	26	20 O.VAN TRIGT	1:52.458	1:52.523	(23)	
27	20 O.VAN TRIGT	20.939	20 O.VAN TRIGT	34.458	41 Y.CERPA	23.746	27	41 Y.CERPA	1:52.509	1:52.731	(27)	



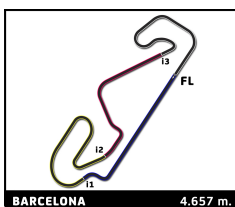
European Talent Cup

FIM JuniorGP - BARCELONA

Race

Best Top Speed

No Rider	Team	Class	Top 1		Top 2		Top 3		Top 4		Top 5		Avg
			Kph	Lap	Kph	Lap	Kph	Lap	Kph	Lap	Kph	Lap	
28 MÁXIMO QUILES	ASPAR JUNIOR TEAM		229.9	3	225.1	8	225.1	4	224.2	12	223.2	2	225.5
21 RUCHÉ MOODLEY	FINETWORK MIR JUNIOR TEAM		227.9	6	227.0	3	226.0	9	225.1	5	223.7	10	225.9
12 ADRIANO DONOSO	TEAM HONDA LAGLISSE		227.0	5	224.6	3	223.7	6	223.2	4	222.3	2	224.2
22 JESÚS TORRES	CUNA DE CAMPEONES		227.0	3	225.1	5	224.2	7	222.8	8	222.3	4	224.3
71 HAMAD KHAMIS AL-SAHOU	TEAM IMPALA HONDA		227.0	3	225.6	2	223.2	4	222.8	8	222.3	5	224.2
97 MARCO MORELLI	VISIONTRACK RACING TEAM		227.0	5	227.0	3	224.6	8	224.2	10	224.2	4	225.4
14 EDU GUTIÉRREZ	ARTBOX		226.5	3	225.1	4	223.2	6	222.8	5	221.0	9	223.7
26 PAU ALSINA	ARTBOX		226.5	3	224.2	8	224.2	5	223.7	4	223.2	6	224.4
67 CASEY O'GORMAN	SUPERHUGO44 TEAM		226.0	13	226.0	4	221.9	12	220.1	3	219.6	5	222.7
95 LEONARDO ZANNI	FINETWORK MIR JUNIOR TEAM		226.0	4	225.6	2	225.6	5	225.1	6	221.9	3	224.8
50 CARTER THOMPSON	AGR TEAM		225.6	5	223.2	4	221.4	3	221.0	6	219.2	2	222.1
24 GUILLEM PLANQUES	FIRST BIKE ACADEMY		225.1	3	223.3	13	221.4	5	221.0	6	220.5	4	222.1
31 GIULIO PUGLIESE	AC RACING TEAM		225.1	4	224.6	3	223.2	2	222.3	13	221.9	5	223.4
41 YVONNE CERPA	TEAM HONDA LAGLISSE		225.1	3	224.2	2	223.2	5	223.2	4	217.4	6	222.6
10 VALENTINO HERRLICH	F. KOCH RENNSPORT		224.6	4	224.2	5	223.2	3	221.4	2	219.6	13	222.6
20 OWEN VAN TRIGT	AGR TEAM		224.6	5	220.1	3	219.6	4	218.3	13	217.9	2	220.1
43 AMANUEL BRINTON	TEAM ESTRELLA GALICIA 0,0		224.6	2	219.6	6	219.2	8	219.2	4	217.4	10	220.0
70 KRISTIAN DANIEL	MRE TALENT		224.6	3	223.7	2	222.8	4	220.5	7	217.9	6	221.9
3 VASILIS PANTELEAKIS	ARTBOX		224.2	3	222.8	2	221.0	11	220.5	10	219.6	7	221.6
27 RICO SALMELA	TEAM ESTRELLA GALICIA 0,0		224.2	10	224.2	8	219.6	5	218.3	13	218.3	12	220.9
47 DODÓ BOGGIO	ASPAR JUNIOR TEAM		224.2	6	224.2	3	223.7	7	223.2	11	222.8	2	223.6
1 GUIDO PINI	AC RACING TEAM		223.2	5	222.8	2	221.9	13	221.9	3	220.1	8	222.0
13 HAKIM DANISH	MONLAU MOTUL		223.2	5	223.2	2	220.1	4	220.1	3	216.6	13	220.6
51 BRIAN URIARTE	TEAM ESTRELLA GALICIA 0,0		222.3	12	219.6	4	219.2	5	216.6	11	216.6	3	218.9
18 EDOARDO BERTOLA	AC RACING TEAM		221.4	8	221.4	7	221.4	5	221.4	3	221.4	2	221.4
54 JESÚS RIOS	MRE TALENT		219.6	12	218.3	5	217.9	11	217.9	4	217.0	8	218.1
7 BEÑAT FERNÁNDEZ	FRANDO RACING VHC TEAM		215.3	13	214.9	4	214.4	10	214.4	8	214.4	3	214.7
38 MATTEO ROMAN	JEG RACING												
69 FERNANDO BUJOSA	FRANDO RACING VHC TEAM												
81 LORENZ TONI LUCIANO	ARTBOX												



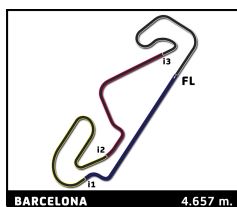
European Talent Cup

FIM JuniorGP - BARCELONA

Race

Fastest Lap Sequence

Elapsed	No	Rider	Team	Bike	Class	Time	Kph	Lap
3:48.192	54	JESÚS RIOS	MRE TALENT	HONDA		1:51.836	149.9	2
3:48.598	1	GUIDO PINI	AC RACING TEAM	HONDA		1:51.599	150.2	2
3:49.240	28	MÁXIMO QUILES	ASPAR JUNIOR TEAM	HONDA		1:50.848	151.2	2



European Talent Cup

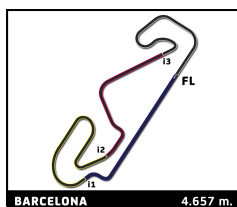
FIM JuniorGP - BARCELONA

Race

Analysis by lap

Lapped

No	Lap Time	Gap	No	Lap Time	Gap	No	Lap Time	Gap	No	Lap Time	Gap	No	Lap Time	Gap
Lap 1			20	1:52.900	5.793	41	1:53.006	6.467	13	1:55.039	7.808	10	1:53.413	11.048
27	1:55.856	0.000	Lap 3			10	1:52.952	6.511	41	1:53.531	8.426	20	1:53.424	11.101
51	1:55.880	0.024	21	1:51.680		20	1:52.523	6.559	10	1:52.854	8.567	41	1:53.685	11.282
54	1:56.356	0.500	54	1:52.407	0.133	Lap 5			20	1:54.462	9.460	51	1:52.163	17.649
67	1:56.383	0.527	51	1:52.333	0.200	51	1:51.642		51	2:10.772	18.263	Lap 9		
26	1:56.682	0.826	27	1:52.488	0.281	67	1:51.765	0.024	Lap 7			1	1:53.027	
21	1:56.821	0.965	1	1:52.209	0.341	28	1:51.855	0.061	21	1:51.914		47	1:52.861	0.047
24	1:56.915	1.059	24	1:51.969	0.424	54	1:51.873	0.107	47	1:51.876	0.098	22	1:53.074	0.060
1	1:56.999	1.143	67	1:52.466	0.558	27	1:51.512	0.235	67	1:52.509	0.139	67	1:53.049	0.147
50	1:57.274	1.418	28	1:51.896	0.670	1	1:51.816	0.462	54	1:52.621	0.179	54	1:53.300	0.215
22	1:58.135	2.279	26	1:52.220	0.788	24	1:51.719	0.540	24	1:52.581	0.277	24	1:53.028	0.353
97	1:58.168	2.312	50	1:52.071	1.013	21	1:51.470	0.687	1	1:52.587	0.326	28	1:53.067	0.453
28	1:58.392	2.536	95	1:51.622	1.252	95	1:51.409	0.884	22	1:52.095	0.467	21	1:52.912	0.504
95	1:58.511	2.655	97	1:51.699	1.525	26	1:52.058	1.069	27	1:52.965	0.550	27	1:53.457	0.698
18	1:58.752	2.896	22	1:52.073	1.860	97	1:51.360	1.133	95	1:52.711	0.665	97	1:52.631	0.814
43	1:58.927	3.071	47	1:51.941	2.940	22	1:51.650	1.367	28	1:53.047	0.912	12	1:53.264	5.959
7	1:59.133	3.277	43	1:52.413	3.005	47	1:50.995	1.376	26	1:52.455	1.078	70	1:53.303	5.971
47	1:59.572	3.716	70	1:51.995	3.543	50	1:51.617	1.534	97	1:52.047	1.141	43	1:53.362	6.093
41	1:59.580	3.724	18	1:52.553	3.614	70	1:52.698	4.075	50	1:52.268	1.292	14	1:53.116	6.482
31	1:59.728	3.872	7	1:52.669	3.788	43	1:52.751	4.148	31	1:52.935	5.475	71	1:53.519	6.917
13	1:59.832	3.976	14	1:52.215	3.958	14	1:51.939	4.363	70	1:52.648	5.494	31	1:54.133	7.053
14	1:59.929	4.073	31	1:52.255	4.036	31	1:52.110	4.402	7	1:52.878	5.571	7	1:54.370	7.140
70	1:59.993	4.137	12	1:51.675	4.134	12	1:51.817	4.485	12	1:53.054	5.697	3	1:53.487	7.311
3	2:00.173	4.317	13	1:52.219	4.564	7	1:52.034	4.750	14	1:53.214	5.831	18	1:57.262	10.454
12	2:00.484	4.628	3	1:52.535	5.265	13	1:52.343	5.278	43	1:53.150	5.914	20	1:53.452	11.468
10	2:00.665	4.809	41	1:52.990	5.625	18	1:52.865	5.338	18	1:52.991	6.027	41	1:53.297	11.494
20	2:01.085	5.229	10	1:52.859	5.723	3	1:53.004	6.858	71	1:52.224	6.562	13	1:53.677	11.601
71	2:01.277	5.421	71	1:52.679	5.834	71	1:52.476	6.935	3	1:52.562	7.061	10	1:53.695	11.658
Lap 2			20	1:52.681	6.200	41	1:52.731	7.404	13	1:52.699	8.065	51	1:52.064	16.628
54	1:51.836		Lap 4			20	1:52.742	7.507	41	1:54.288	10.272	26	4:12.695	1 Lap
27	1:52.403	0.067	28	1:51.494		10	1:53.505	8.222	10	1:54.185	10.310	Lap 10		
51	1:52.453	0.141	54	1:52.059	0.028	Lap 6			20	1:53.334	10.352	54	1:52.622	
67	1:52.175	0.366	67	1:51.659	0.053	54	1:52.402		51	1:52.340	18.161	28	1:52.439	0.055
1	1:51.599	0.406	51	1:52.116	0.152	27	1:52.301	0.027	Lap 8			22	1:52.882	0.105
21	1:51.965	0.594	1	1:52.263	0.440	67	1:52.557	0.072	54	1:52.496		67	1:52.829	0.139
24	1:52.006	0.729	27	1:52.400	0.517	24	1:52.107	0.138	1	1:52.407	0.058	24	1:52.679	0.195
26	1:52.352	0.842	24	1:52.355	0.615	1	1:52.228	0.181	22	1:52.279	0.071	1	1:53.083	0.246
28	1:50.848	1.048	26	1:52.181	0.805	28	1:52.755	0.307	67	1:52.719	0.183	21	1:52.691	0.358
50	1:52.134	1.216	21	1:53.175	1.011	95	1:52.021	0.396	47	1:52.848	0.271	27	1:52.602	0.463
95	1:51.585	1.904	95	1:52.181	1.269	21	1:52.350	0.528	27	1:52.451	0.326	47	1:53.387	0.597
22	1:52.118	2.061	22	1:51.815	1.511	47	1:51.797	0.664	24	1:52.808	0.410	97	1:52.752	0.729
97	1:52.124	2.100	97	1:52.206	1.567	22	1:51.956	0.814	28	1:52.234	0.471	70	1:53.232	6.366
43	1:52.131	2.866	50	1:52.862	1.711	26	1:52.505	1.065	21	1:53.352	0.677	12	1:53.269	6.391
47	1:51.893	3.273	47	1:51.399	2.175	50	1:52.441	1.466	97	1:52.802	1.268	43	1:53.251	6.507
18	1:52.775	3.335	70	1:51.792	3.171	97	1:52.912	1.536	70	1:52.934	5.753	71	1:52.569	6.649
7	1:52.452	3.393	43	1:52.350	3.191	31	1:53.089	4.982	12	1:52.758	5.780	14	1:53.065	6.710
70	1:52.021	3.822	31	1:52.214	4.086	14	1:53.205	5.059	43	1:52.577	5.816	7	1:52.469	6.772
14	1:52.280	4.017	14	1:52.424	4.218	12	1:53.109	5.085	7	1:52.959	5.855	31	1:52.701	6.917
31	1:52.519	4.055	18	1:52.817	4.267	7	1:52.894	5.135	31	1:53.205	6.005	3	1:52.575	7.049
13	1:52.979	4.619	12	1:52.492	4.462	43	1:53.567	5.206	18	1:52.925	6.277	13	1:53.644	12.408
12	1:52.441	4.733	7	1:52.886	4.510	70	1:53.722	5.288	14	1:53.295	6.451	41	1:53.783	12.440
41	1:53.521	4.909	13	1:52.329	4.729	18	1:52.649	5.478	71	1:52.596	6.483	10	1:53.752	12.573
3	1:53.023	5.004	3	1:52.547	5.648	71	1:52.354	6.780	3	1:52.523	6.909	20	1:54.074	12.705
10	1:52.665	5.138	71	1:52.583	6.253	3	1:52.592	6.941	13	1:55.619	11.009	18	1:56.834	14.451
71	1:52.344	5.429												



European Talent Cup

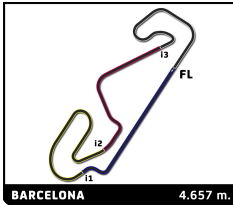
FIM JuniorGP - BARCELONA

Race

Analysis by lap

Lapped

No	Lap Time	Gap	No	Lap Time	Gap	No	Lap Time	Gap	No	Lap Time	Gap	No	Lap Time	Gap
51	1:51.988	15.779	Lap 13											
26	2:02.014	1 Lap	67	1:52.628										
Lap 11			24	1:52.601	0.034									
21	1:52.281		22	1:53.051	0.136									
1	1:52.463	0.070	54	1:53.274	0.191									
22	1:52.684	0.150	47	1:52.988	0.239									
27	1:52.393	0.217	1	1:53.188	0.310									
47	1:52.353	0.311	28	1:53.539	0.414									
54	1:52.988	0.349	27	1:53.163	0.490									
67	1:52.967	0.467	21	1:52.887	0.618									
24	1:52.977	0.533	97	1:52.896	0.839									
28	1:53.197	0.613	12	1:52.577	6.866									
97	1:52.748	0.838	70	1:52.948	6.904									
70	1:52.940	6.667	7	1:52.821	6.970									
12	1:52.916	6.668	43	1:52.911	6.970									
43	1:52.876	6.744	31	1:52.712	7.111									
71	1:52.897	6.907	71	1:53.636	7.530									
7	1:52.875	7.008	14	1:53.283	7.919									
31	1:53.076	7.354	3	1:53.596	8.304									
14	1:53.529	7.600	51	1:51.780	13.284									
3	1:53.258	7.668	13	1:52.537	14.266									
20	1:53.979	14.045	41	1:53.652	15.803									
13	1:54.334	14.103	10	1:53.429	15.806									
10	1:54.265	14.199	20	1:53.284	15.960									
41	1:54.518	14.319	18	2:13.417	50.588									
51	1:51.512	14.652	26	2:01.997	1 Lap									
18	1:53.514	15.326	Lap 14											
26	2:01.908	1 Lap	1	1:52.175										
Lap 12			67	1:52.791	0.306									
28	1:52.273		21	1:52.195	0.328									
54	1:52.579	0.042	22	1:53.317	0.968									
22	1:52.946	0.210	97	1:52.832	1.186									
1	1:53.063	0.247	24	1:54.124	1.673									
47	1:52.951	0.376	12	1:53.449	7.830									
27	1:53.121	0.452	70	1:53.429	7.848									
67	1:52.916	0.497	7	1:53.459	7.944									
24	1:52.911	0.558	31	1:53.361	7.987									
21	1:53.742	0.856	43	1:53.591	8.076									
97	1:53.116	1.068	71	1:53.333	8.378									
71	1:52.998	7.019	14	1:53.198	8.632									
70	1:53.300	7.081	3	1:53.338	9.157									
43	1:53.326	7.184	54	2:04.566	12.272									
7	1:53.152	7.274	51	1:52.303	13.102									
12	1:53.632	7.414	13	1:53.123	14.904									
31	1:53.056	7.524	20	1:53.466	16.941									
14	1:53.047	7.761	10	1:54.461	17.782									
3	1:53.051	7.833	41	1:54.504	17.822									
51	1:52.863	14.629	18	1:55.209	53.312									
13	1:53.637	14.854	26	2:04.085	1 Lap									
41	1:53.843	15.276												
10	1:54.189	15.502												
20	1:54.642	15.801												
18	2:07.856	30.296												
26	2:00.339	1 Lap												



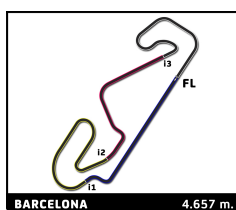
European Talent Cup

FIM JuniorGP - BARCELONA

Race

Sector Analysis

Legend: — Invalidated Lap ■ Personal Best ■ Session Best ■ B Crossing the pit lane															
Lap	Time	Sector 1	Sector 2	Sector 3	Sector 4	T.Sp	Lap	Time	Sector 1	Sector 2	Sector 3	Sector 4	T.Sp		
1	GUIDO PINI						ITA	4	1:51.815	20.722	34.192	23.582	33.319	222.3	
	AC RACING TEAM						HONDA	5	1:51.650	20.521	34.091	23.672	33.366	225.1	
1	1:56.999	25.160	35.054	23.489	33.296		6	1:51.956	20.680	34.343	23.685	33.248	221.9		
2	1:51.599	20.580	34.388	23.583	33.048	222.8	7	1:52.095	20.799	34.299	23.534	33.463	224.2		
3	1:52.209	20.941	34.385	23.617	33.266	221.9	8	1:52.279	20.921	34.468	23.445	33.445	222.8		
4	1:52.263	20.918	34.322	23.638	33.385	217.9	9	1:53.074	21.463	34.551	23.612	33.448	215.7		
5	1:51.816	21.059	34.072	23.620	33.065	223.2	10	1:52.882	21.425	34.387	23.629	33.441	212.8		
6	1:52.228	20.685	34.681	23.617	33.245	219.6	11	1:52.684	21.192	34.299	23.587	33.606	212.3		
7	1:52.587	21.343	34.227	23.392	33.625	211.9	12	1:52.946	21.153	34.520	23.865	33.408	213.2		
8	1:52.407	20.774	34.415	23.541	33.677	220.1	13	1:53.051	20.873	34.773	23.786	33.619	219.6		
9	1:53.027	21.145	34.564	23.754	33.564	214.4	14	1:53.317	21.554	34.293	23.658	33.812	208.3		
10	1:53.083	21.616	34.303	23.706	33.458	205.9									
11	1:52.463	20.891	34.329	23.640	33.603	213.2									
12	1:53.063	21.529	34.642	23.582	33.310	209.5									
13	1:53.188	20.955	34.908	23.777	33.548	221.9									
14	1:52.175	20.887	34.166	23.455	33.667	212.3									
67	CASEY O'GORMAN						IRL	97	MARCO MORELLI						ARG
	SUPERHUGO44 TEAM						HONDA		VISIONTRACK RACING TEAM						HONDA
1	1:56.383	25.360	34.303	23.586	33.134		1	1:58.168	25.935	34.658	23.633	33.942			
2	1:52.175	21.251	34.211	23.658	33.055	214.0	2	1:52.124	21.159	34.185	23.540	33.240	219.2		
3	1:52.466	21.118	34.430	23.535	33.383	220.1	3	1:51.699	20.810	34.141	23.679	33.069	227.0		
4	1:51.659	20.787	34.082	23.578	33.212	226.0	4	1:52.206	20.677	34.185	24.059	33.285	224.2		
5	1:51.765	20.791	34.155	23.632	33.187	219.6	5	1:51.360	20.689	34.036	23.553	33.082	227.0		
6	1:52.557	21.378	34.338	23.492	33.349	217.4	6	1:52.912	20.860	34.984	23.778	33.290	223.7		
7	1:52.509	20.991	34.344	23.628	33.546	212.3	7	1:52.047	20.871	34.304	23.471	33.401	222.3		
8	1:52.719	21.027	34.478	23.620	33.594	217.4	8	1:52.802	20.837	35.072	23.664	33.229	224.6		
9	1:53.049	21.260	34.451	23.636	33.702	217.9	9	1:52.631	20.825	34.730	23.792	33.284	220.1		
10	1:52.829	21.114	34.502	23.714	33.499	212.3	10	1:52.752	21.253	34.487	23.706	33.306	224.2		
11	1:52.967	21.348	34.422	23.592	33.605	213.6	11	1:52.748	21.230	34.487	23.695	33.336	221.0		
12	1:52.916	20.928	34.692	23.753	33.543	221.9	12	1:53.116	21.127	34.792	23.719	33.478	223.2		
13	1:52.628	20.762	34.346	23.810	33.710	226.0	13	1:52.896	20.980	34.440	23.931	33.545	220.5		
14	1:52.791	21.574	34.319	23.424	33.474	209.5	14	1:52.832	21.092	34.376	23.423	33.941	219.6		
21	RUCHÉ MOODLEY						RSA	24	GUILLEM PLANQUES						FRA
	FINETWORK MIR JUNIOR TEAM						HONDA		FIRST BIKE ACADEMY						HONDA
1	1:56.821	25.563	34.439	23.522	33.297		1	1:56.915	25.643	34.658	23.437	33.177			
2	1:51.965	21.112	34.135	23.662	33.056	219.6	2	1:52.006	20.893	34.149	23.712	33.252	219.6		
3	1:51.680	20.527	34.054	23.678	33.421	227.0	3	1:51.969	20.856	34.198	23.587	33.328	225.1		
4	1:53.175	21.647	34.454	23.629	33.445	213.2	4	1:52.355	21.087	34.212	23.613	33.443	220.5		
5	1:51.470	20.767	34.041	23.476	33.186	225.1	5	1:51.719	20.791	34.181	23.477	33.270	221.4		
6	1:52.350	20.289	35.323	23.643	33.095	227.9	6	1:52.107	20.996	34.279	23.461	33.371	221.0		
7	1:51.914	20.462	34.259	23.703	33.490	218.8	7	1:52.581	21.145	34.377	23.526	33.533	211.5		
8	1:53.352	21.814	34.668	23.446	33.424	211.9	8	1:52.808	21.228	34.464	23.418	33.698	215.3		
9	1:52.912	20.769	35.014	23.609	33.520	226.0	9	1:53.028	21.238	34.629	23.595	33.566	214.4		
10	1:52.691	21.226	34.429	23.686	33.350	223.7	10	1:52.679	20.835	34.649	23.762	33.433	219.6		
11	1:52.281	20.608	34.293	23.781	33.599	217.4	11	1:52.977	21.524	34.429	23.619	33.405	212.3		
12	1:53.742	21.824	34.681	23.800	33.437	213.2	12	1:52.911	21.084	34.729	23.672	33.426	219.6		
13	1:52.887	21.055	34.383	23.897	33.552	223.2	13	1:52.601	20.841	34.303	23.811	33.646	222.3		
14	1:52.195	20.956	34.148	23.473	33.618	221.4	14	1:54.124	21.746	34.280	23.399	34.699	204.4		
22	JESÚS TORRES						SPA	70	KRISTIAN DANIEL						USA
	CUNA DE CAMPEONES						HONDA		MRE TALENT						HONDA
1	1:58.135	25.984	34.743	23.566	33.842		1	1:59.993	27.183	35.206	23.900	33.704			
2	1:52.118	20.972	34.298	23.571	33.277	217.4	2	1:52.021	20.749	34.221	23.681	33.370	223.7		
3	1:52.073	20.743	34.166	23.875	33.289	227.0	3	1:51.995	20.739	34.344	23.453	33.459	224.6		
							4	1:51.792	20.509	34.203	23.574	33.506	222.8		
							5	1:52.698	20.901	34.347	23.880	33.570	217.4		
							6	1:53.722	20.827	34.664	23.932	34.299	217.9		
							7	1:52.648	20.666	34.506	23.783	33.693	220.5		
							8	1:52.934	20.912	34.568	23.578	33.876	213.6		
							9	1:53.303	21.177	34.542	24.074	33.510	211.9		



European Talent Cup

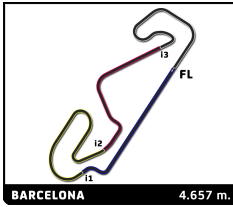
FIM JuniorGP - BARCELONA

Race

Sector Analysis

— Invalidated Lap ■ Personal Best ■ Session Best B Crossing the pit lane

Lap	Time	Sector 1	Sector 2	Sector 3	Sector 4	T.Sp	Lap	Time	Sector 1	Sector 2	Sector 3	Sector 4	T.Sp
10	1:53.232	20.938	34.795	23.758	33.741	214.0							
11	1:52.940	21.351	34.285	23.691	33.613	211.1							
12	1:53.300	20.957	34.716	23.907	33.720	214.4							
13	1:52.948	21.067	34.480	23.634	33.767	212.8							
14	1:53.429	21.324	34.943	23.564	33.598	209.5							
12	ADRIANO DONOSO												
	TEAM HONDA LAGLISSE												
1	2:00.484	26.924	35.450	24.218	33.892								
2	1:52.441	20.926	34.416	23.555	33.544	222.3							
3	1:51.675	20.589	34.140	23.498	33.448	224.6							
4	1:52.492	20.778	34.379	23.571	33.764	223.2							
5	1:51.817	20.573	34.278	23.530	33.436	227.0							
6	1:53.109	20.770	34.534	23.831	33.974	223.7							
7	1:53.054	21.099	34.818	23.648	33.489	214.4							
8	1:52.758	20.641	34.457	23.829	33.831	216.6							
9	1:53.264	20.949	34.754	24.007	33.554	214.9							
10	1:53.269	21.108	34.534	23.885	33.742	214.9							
11	1:52.916	20.889	34.477	23.925	33.625	215.3							
12	1:53.632	21.116	34.953	23.941	33.622	214.0							
13	1:52.577	20.464	34.594	23.775	33.744	221.0							
14	1:53.449	21.294	34.715	23.716	33.724	211.1							
7	BEÑAT FERNÁNDEZ												
	FRANDO RACING VHC TEAM												
1	1:59.133	26.567	34.941	23.852	33.773								
2	1:52.452	20.868	34.457	23.890	33.237	213.2							
3	1:52.669	21.034	34.589	23.531	33.515	214.4							
4	1:52.886	20.880	34.789	23.565	33.652	214.9							
5	1:52.034	20.796	34.344	23.619	33.275	213.6							
6	1:52.894	20.773	34.658	23.702	33.761	213.6							
7	1:52.878	21.106	34.514	23.681	33.577	213.2							
8	1:52.959	21.193	34.552	23.485	33.729	214.4							
9	1:54.370	21.215	34.745	24.176	34.234	211.1							
10	1:52.469	20.754	34.475	23.803	33.437	214.4							
11	1:52.875	21.216	34.529	23.719	33.411	212.8							
12	1:53.152	21.074	34.628	23.716	33.734	213.6							
13	1:52.821	20.976	34.656	23.655	33.534	215.3							
14	1:53.459	21.069	34.954	23.699	33.737	213.2							
31	GIULIO PUGLIESE												
	AC RACING TEAM												
1	1:59.728	26.783	35.234	23.697	34.014								
2	1:52.519	20.903	34.463	23.589	33.564	223.2							
3	1:52.255	20.851	34.395	23.609	33.400	224.6							
4	1:52.214	20.797	34.208	23.592	33.617	225.1							
5	1:52.110	20.878	34.264	23.543	33.425	221.9							
6	1:53.089	20.977	34.589	23.734	33.789	220.5							
7	1:52.935	20.890	34.491	23.833	33.721	217.0							
8	1:53.205	21.146	34.590	23.563	33.906	214.4							
9	1:54.133	21.025	34.636	24.248	34.224	220.5							
10	1:52.701	20.771	34.467	23.939	33.524	221.0							
11	1:53.076	20.952	34.543	23.821	33.760	218.8							
12	1:53.056	21.034	34.580	23.854	33.588	221.4							
13	1:52.712	20.534	35.037	23.682	33.459	222.3							
14	1:53.361	21.356	34.614	23.867	33.524	214.4							
43	AMANUEL BRINTON												
	TEAM ESTRELLA GALICIA 0,0												
1	1:58.927	26.028	34.753	23.629	34.517								
2	1:52.131	20.785	34.199	23.706	33.441	224.6							
3	1:52.413	21.289	34.389	23.597	33.138	215.3							
4	1:52.350	20.810	34.387	23.751	33.402	219.2							
5	1:52.751	21.113	34.436	23.649	33.553	215.7							
6	1:53.567	21.010	34.959	23.660	33.938	219.6							
7	1:53.150	21.159	34.857	23.650	33.484	214.4							
8	1:52.577	20.988	34.504	23.429	33.656	219.2							
9	1:53.362	21.350	34.599	23.994	33.419	211.9							
10	1:53.251	21.117	34.613	23.713	33.808	217.4							
11	1:52.876	21.146	34.448	23.672	33.610	214.9							
12	1:53.326	21.499	34.543	23.677	33.607	211.5							
13	1:52.911	21.219	34.429	23.536	33.727	214.9							
14	1:53.591	21.370	34.979	23.936	33.306	214.4							
71	HAMAD KHAMIS AL-SAHOUTI												
	TEAM IMPALA HONDA												
1	2:01.277	27.741	34.957	24.361	34.218								
2	1:52.344	20.771	34.271	23.607	33.695	225.6							
3	1:52.679	20.821	34.332	23.981	33.545	227.0							
4	1:52.583	20.864	34.565	23.607	33.547	223.2							
5	1:52.476	20.781	34.318	23.901	33.476	222.3							
6	1:52.354	20.683	34.484	23.696	33.491	221.9							
7	1:52.224	20.831	34.365	23.562	33.466	220.1							
8	1:52.596	20.920	34.456	23.619	33.601	222.8							
9	1:53.519	21.149	34.498	23.861	34.011	219.6							
10	1:52.569	20.779	34.403	23.636	33.751	221.0							
11	1:52.897	20.895	34.665	23.650	33.687	217.4							
12	1:52.998	21.110	34.436	23.728	33.724	216.6							
13	1:53.636	21.834	34.957	23.490	33.355	212.3							
14	1:53.333	21.138	34.689	23.762	33.744	221.9							
14	EDU GUTIÉRREZ												
	ARTBOX												
1	1:59.929	27.180	35.111	23.693	33.945								
2	1:52.280	21.040	34.377	23.513	33.350	220.5							
3	1:52.215	20.738	34.389	23.531	33.557	226.5							
4	1:52.424	20.654	34.618	23.539	33.613	225.1							
5	1:51.939	20.650	34.206	23.645	33.438	222.8							
6	1:53.205	20.692	34.600	23.968	33.945	223.2							
7	1:53.214	21.021	34.856	23.721	33.616	218.8							
8	1:53.295	21.079	34.758	23.695	33.763	219.2							
9	1:53.116	20.941	34.570	23.977	33.628	221.0							
10	1:53.065	20.968	34.542	23.776	33.779	216.6							
11	1:53.529	21.335	34.593	23.753	33.848	214.0							
12	1:53.047	20.903	34.571	23.922	33.651	219.6							
13	1:53.283	21.107	34.604	23.842	33.730	214.9							
14	1:53.198	20.917	34.720	23.839	33.722	215.7							
3	VASILIS PANTELEAKIS												
	ARTBOX												
1	2:00.173	26.936	35.410	24.131	33.696								
2	1:53.023	21.129	34.483	23.860	33.551	222.8							
3	1:52.535	20.914	34.243	23.784	33.594	224.2							



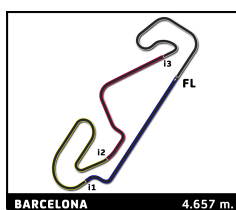
European Talent Cup

FIM JuniorGP - BARCELONA

Race

Sector Analysis

_ Invalidated Lap							■ Personal Best							■ Session Best							B Crossing the pit lane						
Lap	Time	Sector 1	Sector 2	Sector 3	Sector 4	T.Sp	Lap	Time	Sector 1	Sector 2	Sector 3	Sector 4	T.Sp	Lap	Time	Sector 1	Sector 2	Sector 3	Sector 4	T.Sp	Lap	Time	Sector 1	Sector 2	Sector 3	Sector 4	T.Sp
4	1:52.547	20.833	34.300	23.872	33.542	219.2	10	1:53.644	21.052	34.725	24.203	33.664	215.7	16	1:52.547	20.833	34.300	23.872	33.542	219.2	22	1:53.644	21.052	34.725	24.203	33.664	215.7
5	1:53.004	21.167	34.406	23.980	33.451	214.0	11	1:54.334	21.568	34.671	24.262	33.833	209.1	17	1:53.004	21.167	34.406	23.980	33.451	214.0	23	1:54.334	21.568	34.671	24.262	33.833	209.1
6	1:52.592	20.963	34.479	23.723	33.427	218.3	12	1:53.637	21.591	34.786	24.014	33.246	209.1	18	1:52.592	20.963	34.479	23.723	33.427	218.3	24	1:53.637	21.591	34.786	24.014	33.246	209.1
7	1:52.562	20.882	34.536	23.782	33.362	219.6	13	1:52.537	20.981	34.453	23.693	33.410	216.6	19	1:52.562	20.882	34.536	23.782	33.362	219.6	25	1:52.537	20.981	34.453	23.693	33.410	216.6
8	1:52.523	20.918	34.350	23.771	33.484	217.4	14	1:53.123	21.102	34.491	23.869	33.661	211.5	20	1:52.523	20.918	34.350	23.771	33.484	217.4	26	1:53.123	21.102	34.491	23.869	33.661	211.5
9	1:53.487	20.944	34.528	23.880	34.135	218.3								21	1:53.487	20.944	34.528	23.880	34.135	218.3	27						
10	1:52.575	20.857	34.451	23.893	33.374	220.5								22	1:52.575	20.857	34.451	23.893	33.374	220.5	28						
11	1:53.258	21.149	34.621	23.693	33.795	221.0								23	1:53.258	21.149	34.621	23.693	33.795	221.0	29						
12	1:53.051	20.975	34.651	23.759	33.666	217.9								24	1:53.051	20.975	34.651	23.759	33.666	217.9	30						
13	1:53.596	21.167	34.785	23.783	33.861	214.9								25	1:53.596	21.167	34.785	23.783	33.861	214.9	31						
14	1:53.338	21.183	34.605	23.901	33.649	214.0								26	1:53.338	21.183	34.605	23.901	33.649	214.0	32						
54 JESÚS RIOS SPA																											
MRE TALENT HONDA																											
1	1:56.356	25.254	34.240	23.572	33.290		10	1:52.622	20.726	34.552	23.887	33.457	216.6	19	1:52.622	20.726	34.552	23.887	33.457	216.6	28						
2	1:51.836	21.050	33.965	23.285	33.536	214.9	11	1:52.988	21.793	34.231	23.438	33.526	217.9	20	1:51.836	21.050	33.965	23.285	33.536	214.9	29						
3	1:52.407	21.197	34.218	23.522	33.470	214.4	12	1:52.579	20.942	34.722	23.696	33.219	219.6	21	1:52.407	21.197	34.218	23.522	33.470	214.4	30						
4	1:52.059	20.798	34.404	23.574	33.283	217.9	13	1:53.274	20.951	34.959	23.783	33.581	216.6	22	1:52.059	20.798	34.404	23.574	33.283	217.9	31						
5	1:51.873	21.070	34.102	23.523	33.178	218.3	14	2:04.566	20.896	34.215	23.533	45.922	213.2	23	1:51.873	21.070	34.102	23.523	33.178	218.3	32						
6	1:52.402	20.804	34.300	23.821	33.477	215.3								24	1:52.402	20.804	34.300	23.821	33.477	215.3	33						
7	1:52.621	21.574	34.355	23.317	33.375	214.4								25	1:52.621	21.574	34.355	23.317	33.375	214.4	34						
8	1:52.496	20.793	34.398	23.697	33.608	217.0								26	1:52.496	20.793	34.398	23.697	33.608	217.0	35						
9	1:53.300	21.630	34.335	23.512	33.823	212.3								27	1:53.300	21.630	34.335	23.512	33.823	212.3	36						
10	1:52.622	20.726	34.552	23.887	33.457	216.6								28	1:52.622	20.726	34.552	23.887	33.457	216.6	37						
11	1:52.988	21.793	34.231	23.438	33.526	217.9								29	1:52.988	21.793	34.231	23.438	33.526	217.9	38						
12	1:52.579	20.942	34.722	23.696	33.219	219.6								30	1:52.579	20.942	34.722	23.696	33.219	219.6	39						
13	1:53.274	20.951	34.959	23.783	33.581	216.6								31	1:53.274	20.951	34.959	23.783	33.581	216.6	40						
14	2:04.566	20.896	34.215	23.533	45.922	213.2								32	2:04.566	20.896	34.215	23.533	45.922	213.2	41						
51 BRIAN URIARTE SPA																											
TEAM ESTRELLA GALICIA 0,0 HONDA																											
1	1:55.880	24.973	34.250	23.488	33.169		10	1:52.622	20.726	34.552	23.887	33.457	216.6	19	1:52.622	20.726	34.552	23.887	33.457	216.6	28						
2	1:52.453	21.124	34.054	23.537	33.738	210.3	11	1:52.988	21.793	34.231	23.438	33.526	217.9	20	1:52.453	21.124	34.054	23.537	33.738	210.3	29						
3	1:52.333	20.812	34.601	23.588	33.332	216.6	12	1:52.579	20.942	34.722	23.696	33.219	219.6	21	1:52.333	20.812	34.601	23.588	33.332	216.6	30						
4	1:52.116	20.658	34.522	23.730	33.206	219.6	13	1:53.274	20.951	34.959	23.783	33.581	216.6	22	1:52.116	20.658	34.522	23.730	33.206	219.6	31						
5	1:51.642	20.781	34.173	23.550	33.138	219.2	14	2:10.772	21.313	50.415	25.136	33.908	214.0	23	1:51.642	20.781	34.173	23.550	33.138	219.2	32						
6	2:10.772	21.313	50.415	25.136	33.908	214.0	15	1:52.340	21.089	34.306	23.646	33.299	211.1	24	2:10.772	21.313	50.415	25.136	33.908	214.0	33						
7	1:52.340	21.089	34.306	23.646	33.299	211.1	16	1:52.163	20.965	34.400	23.600	33.198	211.1	25	1:52.340	21.089	34.306	23.646	33.299	211.1	34						
8	1:52.163	20.965	34.400	23.600	33.198	211.1	17	1:52.064	20.934	34.249	23.606	33.275	212.3	26	1:52.163	20.965	34.400	23.600	33.198	211.1	35						
9	1:52.064	20.934	34.249	23.606	33.275	212.3	18	1:51.988	20.950	34.192	23.600	33.246	214.9	27	1:52.064	20.934	34.249	23.606	33.275	212.3	36						
10	1:51.988	20.950	34.192	23.600	33.246	214.9	19	1:51.988	20.950	34.192	23.600	33.246	214.9	28	1:51.988	20.950	34.192	23.600	33.246	214.9	37						
11	1:51.512	20.845	34.028	23.678	32.961	216.6	20	1:51.512	20.845	34.028	23.678	32.961	216.6	29	1:51.512	20.845	34.028	23.678	32.961	216.6	38						
12	1:52.863	21.546	34.419	23.747	33.151	222.3	21	1:52.863	21.546	34.419	23.747	33.151	222.3	30	1:52.863	21.546	34.419	23.747	33.151	222.3	39						
13	1:51.780	20.937	34.178	23.531	33.134	211.9	22	1:51.780	20.937	34.178	23.531	33.134	211.9	31	1:51.780	20.937	34.178	23.531	33.134	211.9	40						
14	1:52.303	20.966	34.188	23.535	33.614	210.7	23	1:52.303	20.966	34.188	23.535	33.614	210.7	32	1:52.303	20.966	34.188	23.535	33.614	210.7	41						
13 HAKIM DANISH MAL																											
MONLAU MOTUL HONDA																											
1	1:59.832	26.544	35.605	23.902	33.781		10	1:52.622	20.726	34.552	23.887	33.457	216.6	19	1:52.622	20.726	34.552	23.887	33.457	216.6	28						
2	1:52.979	21.017	34.636	23.943	33.383	223.2	11	1:52.979	21.017	34.636	23.943	33.383	223.2	20	1:52.979	21.017	34.636	23.943	33.383	223.2	29						
3	1:52.219	21.100	34.146	23.752	33.221	220.1	12	1:52.329	20.879	34.233	23.532	33.685	220.1	21	1:52.219	21.100	34.146	23.752	33.221	220.1	30						
4	1:52.329	20.879	34.233	23.532	33.685	220.1	13	1:52.343	20.793	34.259	23.610	33.681	223.2	22	1:52.329	20.879	34.233	23.532	33.685	220.1	31						
5	1:52.343	20.793	34.259	23.610	33.681	223.2	14	1:55.039	23.111	34.825	23.776	33.327	216.1	23	1:52.343	20.793	34.259	23.610	33.681	223.2	32						
6	1:55.039	23.111	34.825	23.776	33.327	216.1	15	1:52.699	20.891	34.363	23.784	33.661	216.1	24	1:55.039	23.111	34.825	23.776	33.327	216.1	33						
7	1:52.699	20.891	34.363	23.784	33.661	216.1	16	1:55.619	22.961	34.923	23.905	33.830	214.0	25	1:52.699	20.891	34.363	23.784	33.661	216.1	34						
8	1:55.619	22.961	34.923	23.905	3																						



European Talent Cup

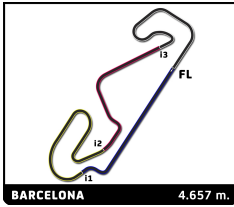
FIM JuniorGP - BARCELONA

Race

Sector Analysis

— Invalidated Lap ■ Personal Best ■ Session Best B Crossing the pit lane

Lap	Time	Sector 1	Sector 2	Sector 3	Sector 4	T.Sp	Lap	Time	Sector 1	Sector 2	Sector 3	Sector 4	T.Sp
18	EDOARDO BERTOLA					ITA	6	1:52.755	21.766	34.296	23.432	33.261	212.3
	AC RACING TEAM					HONDA	7	1:53.047	21.711	34.459	23.567	33.310	209.1
1	1:58.752	26.502	34.767	23.751	33.732		8	1:52.234	20.890	34.367	23.510	33.467	225.1
2	1:52.775	20.877	34.781	23.783	33.334	221.4	9	1:53.067	21.486	34.668	23.457	33.456	215.3
3	1:52.553	21.002	34.429	23.568	33.554	221.4	10	1:52.439	20.978	34.271	23.633	33.557	217.0
4	1:52.817	20.746	34.517	23.729	33.825	217.4	11	1:53.197	21.660	34.581	23.614	33.342	213.2
5	1:52.865	20.930	34.383	23.659	33.893	221.4	12	1:52.273	20.613	34.735	23.665	33.260	224.2
6	1:52.649	20.921	34.457	23.707	33.564	217.9	13	1:53.539	21.498	34.543	23.857	33.641	214.4
7	1:52.991	21.020	34.653	23.693	33.625	221.4							
8	1:52.925	21.000	34.508	23.639	33.778	221.4							
9	1:57.262	23.593	35.589	24.066	34.014	217.0							
10	1:56.834	23.682	35.310	24.058	33.784	211.1							
11	1:53.514	21.205	34.737	24.020	33.552	213.2							
12	2:07.856B	21.545	34.848	24.201	47.262	209.5							
13	2:13.417	39.886	35.281	24.219	34.031	163.5							
14	1:55.209	21.593	35.395	24.123	34.098	205.9							
26	PAU ALSINA					SPA							
	ARTBOX					HONDA							
1	1:56.682	25.466	34.362	23.550	33.304								
2	1:52.352	21.297	34.298	23.514	33.243	217.0							
3	1:52.220	20.839	34.542	23.581	33.258	226.5							
4	1:52.181	20.844	34.394	23.566	33.377	223.7							
5	1:52.058	20.792	34.450	23.703	33.113	224.2							
6	1:52.505	20.871	34.618	23.691	33.325	223.2							
7	1:52.455	21.050	34.482	23.501	33.422	221.9							
8	4:12.695	20.827	2:47.222	27.369	37.277	224.2							
9	2:02.014	22.981	37.393	25.374	36.266	197.7							
10	2:01.908	23.373	37.228	25.217	36.090	189.7							
11	2:00.339	22.758	36.529	25.162	35.890	195.9							
12	2:01.997	22.630	36.749	25.054	37.564	197.3							
13	2:04.085	23.332	37.257	26.525	36.971	189.1							
47	DODÓ BOGGIO					ITA							
	ASPAR JUNIOR TEAM					HONDA							
1	1:59.572	26.989	35.147	23.551	33.885								
2	1:51.893	20.935	34.165	23.580	33.213	222.8							
3	1:51.941	20.797	34.203	23.627	33.314	224.2							
4	1:51.399	20.732	34.146	23.468	33.053	220.1							
5	1:50.995	20.605	33.860	23.390	33.140	221.4							
6	1:51.797	20.769	34.332	23.590	33.106	224.2							
7	1:51.876	20.480	34.328	23.610	33.458	223.7							
8	1:52.848	21.247	34.353	23.575	33.673	211.9							
9	1:52.861	21.520	34.343	23.603	33.395	214.4							
10	1:53.387	21.771	34.528	23.716	33.372	207.5							
11	1:52.353	21.038	34.144	23.569	33.602	223.2							
12	1:52.951	21.220	34.672	23.693	33.366	215.3							
13	1:52.988	21.191	34.610	23.746	33.441	217.4							
95	LEONARDO ZANNI					ITA							
	FINETWORK MIR JUNIOR TEAM					HONDA							
1	1:58.511	26.441	34.410	23.723	33.937								
2	1:51.585	20.497	34.091	23.693	33.304	225.6							
3	1:51.622	20.777	34.109	23.584	33.152	221.9							
4	1:52.181	20.790	34.212	23.931	33.248	226.0							
5	1:51.409	20.646	34.046	23.499	33.218	225.6							
6	1:52.021	20.915	34.397	23.474	33.235	225.1							
7	1:52.711	21.650	34.197	23.496	33.368	209.5							
50	CARTER THOMPSON					AUS							
	AGR TEAM					HONDA							
1	1:57.274	25.757	34.538	23.759	33.220								
2	1:52.134	20.798	34.337	23.690	33.309	219.2							
3	1:52.071	20.712	34.398	23.524	33.437	221.4							
4	1:52.862	20.810	34.355	24.473	33.224	223.2							
5	1:51.617	20.732	34.111	23.484	33.290	225.6							
6	1:52.441	20.796	34.647	23.734	33.264	221.0							
7	1:52.268	21.013	34.296	23.700	33.259	219.2							
28	MÁXIMO QUILES					SPA							
	ASPAR JUNIOR TEAM					HONDA							
1	1:58.392	26.847	34.609	23.531	33.405								
2	1:50.848	20.486	33.929	23.305	33.128	223.2							
3	1:51.896	20.854	34.323	23.451	33.268	229.9							
4	1:51.494	20.544	34.060	23.597	33.293	225.1							
5	1:51.855	20.797	34.093	23.613	33.352	217.9							



FIM JuniorGP - BARCELONA

European Talent Cup
Race

Weather Report

