

ETC

Finetwork FIM JuniorGP Jerez

Race 2 (14 Laps, 61,9 km.)

Classification

No	Rider	Nat	Team	Bike	Tires	Cl.	Laps	Total Time	Gap	Kph	Best Lap		
											Lap	Time	Kph
1	51 BRIAN URIARTE	ESP	TEAM ESTRELLA GALICIA 0.0	HONDA			14	25:32.063	-	145.5	4	1:48.196	147.2
2	1 GUIDO PINI	ITA	AC RACING TEAM	HONDA			14	25:32.084	+0.021	145.5	2	1:48.180	147.2
3	28 MÁXIMO QUILES	ESP	ASPAR JUNIOR TEAM	HONDA			14	25:32.151	+0.088	145.5	3	1:48.383	146.9
4	47 DODÓ BOGGIO	ITA	ASPAR JUNIOR TEAM	HONDA			14	25:32.299	+0.236	145.5	2	1:48.114	147.3
5	11 DAVID GONZÁLEZ	ESP	CUNA DE CAMPEONES	HONDA			14	25:38.952	+6.889	144.9	3	1:48.595	146.6
6	93 ALBERTO FERRÁNDEZ	SPA	FINETWORK MIR JUNIOR TEAM	HONDA			14	25:39.172	+7.109	144.8	2	1:47.955	147.5
7	27 RICO SALMELA	FIN	TEAM ESTRELLA GALICIA 0.0	HONDA			14	25:39.282	+7.219	144.8	2	1:48.354	147.0
8	22 JESÚS TORRES	ESP	CUNA DE CAMPEONES	HONDA			14	25:44.856	+12.793	144.3	4	1:49.183	145.8
9	24 GUILLEM PLANQUES	FRA	FIRST BIKE ACADEMY	HONDA			14	25:44.903	+12.840	144.3	5	1:48.981	146.1
10	95 LEONARDO ZANNI	ITA	FINETWORK MIR JUNIOR TEAM	HONDA			14	25:47.571	+15.508	144.0	4	1:49.130	145.9
11	7 BEÑAT FERNÁNDEZ	ESP	FRANCO RACING VHC TEAM	HONDA			14	25:47.765	+15.702	144.0	4	1:49.263	145.7
12	12 ADRIANO DONOSO	ESP	TEAM HONDA LAGLISSE	HONDA			14	25:47.962	+15.899	144.0	3	1:49.516	145.4
13	72 EDOARDO LIGUORI	ITA	PASINI RACING - DODICI MOTORSPORT	HONDA			14	25:48.005	+15.942	144.0	4	1:49.422	145.5
14	73 VALENTÍN PERRONE	ARG	TEAM LARRESPORT	HONDA			14	25:52.967	+20.904	143.5	2	1:49.771	145.1
15	26 PAU ALSINA	ESP	ARTBOX	HONDA			14	25:53.022	+20.959	143.5	4	1:49.398	145.5
16	25 GONZALO PÉREZ	ESP	TEAM LARRESPORT	HONDA			14	25:53.766	+21.703	143.5	2	1:49.291	145.7
17	20 OWEN VAN TRIGT	NLD	AGR TEAM	HONDA			14	25:58.089	+26.026	143.1	4	1:49.800	145.0
18	17 PEDRO ALOMAR	ESP	IGAXTEAM	HONDA			14	25:58.097	+26.034	143.1	4	1:49.769	145.1
19	37 MARIANOS NIKOLIS	AUS	ILUSION RACING	HONDA			14	26:06.062	+33.999	142.3	4	1:50.395	144.2
20	18 EDOARDO BERTOLA	ITA	AC RACING TEAM	HONDA			14	26:06.079	+34.016	142.3	2	1:50.314	144.3
21	41 YVONNE CERPA	ESP	TEAM HONDA LAGLISSE	HONDA			14	26:08.989	+36.926	142.1	2	1:50.409	144.2
22	31 GIULIO PUGLIESE	ITA	AC RACING TEAM	HONDA			14	26:16.042	+43.979	141.4	2	1:50.757	143.8
23	52 JEREMIASZ WOJCIECHOWSKI	POL	KIDZGP BY COVACHA R.T.	HONDA			14	26:16.218	+44.155	141.4	2	1:50.533	144.1
24	90 LUCA AGOSTINELLI	VNM	IGAXTEAM	HONDA			14	26:16.254	+44.191	141.4	5	1:51.044	143.4
25	33 ENZO BELLON	FRA	AGR TEAM	HONDA			14	26:16.280	+44.217	141.4	2	1:50.735	143.8
26	13 HAKIM DANISH	MYS	MONLAU MOTUL	HONDA			14	26:34.080	+1:02.017	139.8	2	1:47.918	147.5

Retired

67	CASEY O'GORMAN	IRL	VISIONTRACK RACING TEAM	HONDA			13	23:49.258			2	1:48.587	146.6
54	JESÚS RIOS	ESP	MRE TALENT	HONDA			13	23:49.525			5	1:48.806	146.3
43	AMANUEL BRINTON	GBR	TEAM ESTRELLA GALICIA 0.0	HONDA			7	12:54.279			3	1:48.956	146.1
81	LORENZ TONI LUCIANO	BEL	ARTBOX	HONDA			7	12:54.698			4	1:48.749	146.4

Pole Position:


Fastest Lap:

Lap2	HAKIM DANISH	1:47.918	147.5 Kph
------	--------------	----------	-----------

Published at:

Track Status: **DRY**


Clerk of the Course: Miguel Ángel Rodríguez	Timekeeper: José Antonio Ortega
---	---



ETC
Finetwork FIM JuniorGP Jerez
Race 2

Lap Chart


No	Pos	Grid	Lap													
			1	2	3	4	5	6	7	8	9	10	11	12	13	14
28	1	28	51	51	28	51	51	51	51	1	51	51	51	28	1	51
51	2	51	28	1	51	28	13	1	1	51	28	47	1	51	13	1
1	3	1	1	28	1	47	1	13	13	47	47	1	47	47	51	28
11	4	11	47	47	47	13	28	28	47	13	1	28	28	1	47	47
43	5	43	93	93	13	1	47	47	28	28	13	13	13	13	28	11
13	6	13	54	13	93	93	93	93	11	67	67	27	93	11	27	93
47	7	47	13	67	67	67	67	11	93	93	93	67	27	67	11	27
27	8	27	43	54	11	54	11	67	67	11	27	93	67	27	67	22
93	9	93	67	43	43	11	54	54	54	54	11	54	11	93	93	24
54	10	54	11	11	54	43	27	27	27	27	54	11	54	54	54	95
22	11	22	24	24	22	27	43	43	24	24	22	22	22	24	22	7
12	12	12	7	81	27	22	81	24	22	22	24	24	24	22	24	12
81	13	81	81	22	24	81	22	81	43	12	12	72	95	12	95	72
67	14	67	12	27	12	24	24	22	81	7	7	12	72	95	12	73
24	15	24	22	12	7	7	12	12	12	72	72	7	12	7	7	26
7	16	7	25	7	81	12	7	7	7	95	95	95	7	72	72	25
26	17	26	73	25	25	25	25	72	72	25	25	25	25	25	73	20
25	18	25	72	73	72	72	72	25	25	26	26	73	73	73	26	17
17	19	17	27	72	73	73	95	95	95	73	73	26	26	26	25	37
73	20	73	17	17	17	17	17	26	26	17	17	20	20	20	20	18
72	21	72	20	20	95	95	73	73	73	20	20	17	17	17	17	41
95	22	95	41	26	26	26	26	17	17	37	37	37	18	18	37	31
20	23	20	18	41	20	20	20	20	20	18	18	18	37	37	18	52
18	24	18	26	18	41	18	18	18	37	41	41	41	41	41	41	90
33	25	33	90	95	18	41	41	41	18	31	33	31	33	33	31	33
52	26	52	37	37	37	37	37	37	41	33	31	90	90	90	33	13
41	27	41	31	90	90	31	31	31	31	90	90	33	31	31	90	
90	28	90	95	31	31	90	90	33	90	52	52	52	52	52	52	
37	29	37	52	52	52	33	33	90	33							
31	30	31	33	33	33	52	52	52	52							



ETC
Finetwork FIM JuniorGP Jerez
Race 2

Best Sector Times


Sector 1			Sector 2			Sector 3			Sector 4			Pos	No	Ideal Lap	Best Lap	
Pos	No	Rider	Time	No	Rider	Time	No	Rider	Time	No	Rider					Time
1	11	D.GONZÁLEZ	26.246	81	L.LUCIANO	16.409	51	B.URIARTE	31.399	93	A.FERRÁNDEZ	33.306	1	13	1:47.813	1:47.918 (1)
2	47	D.BOGGIO	26.318	25	G.PÉREZ	16.488	13	H.DANISH	31.426	47	D.BOGGIO	33.411	2	47	1:47.860	1:48.114 (3)
3	28	M.QUILES	26.410	1	G.PINI	16.498	11	D.GONZÁLEZ	31.503	28	M.QUILES	33.454	3	11	1:47.917	1:48.595 (9)
4	13	H.DANISH	26.416	13	H.DANISH	16.514	1	G.PINI	31.504	13	H.DANISH	33.457	4	93	1:47.922	1:47.955 (2)
5	51	B.URIARTE	26.421	24	G.PLANQUES	16.535	93	A.FERRÁNDEZ	31.510	51	B.URIARTE	33.513	5	1	1:47.959	1:48.180 (4)
6	1	G.PINI	26.426	27	R.SALMELA	16.544	27	R.SALMELA	31.512	1	G.PINI	33.531	6	28	1:47.990	1:48.383 (7)
7	93	A.FERRÁNDEZ	26.492	11	D.GONZÁLEZ	16.549	28	M.QUILES	31.545	54	J.RIOS	33.537	7	51	1:47.997	1:48.196 (5)
8	27	R.SALMELA	26.521	72	E.LIGUORI	16.549	54	J.RIOS	31.569	27	R.SALMELA	33.562	8	27	1:48.139	1:48.354 (6)
9	22	J.TORRES	26.547	47	D.BOGGIO	16.551	47	D.BOGGIO	31.580	11	D.GONZÁLEZ	33.619	9	54	1:48.391	1:48.806 (11)
10	81	L.LUCIANO	26.565	28	M.QUILES	16.581	67	C.O'GORMAN	31.611	67	C.O'GORMAN	33.628	10	81	1:48.409	1:48.749 (10)
11	7	B.FERNÁNDEZ	26.599	67	C.O'GORMAN	16.586	22	J.TORRES	31.628	22	J.TORRES	33.641	11	22	1:48.458	1:49.183 (15)
12	24	G.PLANQUES	26.611	7	B.FERNÁNDEZ	16.595	95	L.ZANNI	31.632	43	A.BRINTON	33.685	12	67	1:48.465	1:48.587 (8)
13	95	L.ZANNI	26.632	43	A.BRINTON	16.605	7	B.FERNÁNDEZ	31.659	24	G.PLANQUES	33.708	13	24	1:48.585	1:48.981 (13)
14	43	A.BRINTON	26.638	93	A.FERRÁNDEZ	16.614	81	L.LUCIANO	31.724	81	L.LUCIANO	33.711	14	43	1:48.667	1:48.956 (12)
15	73	V.PERRONE	26.640	54	J.RIOS	16.620	26	P.ALSINA	31.730	95	L.ZANNI	33.776	15	7	1:48.680	1:49.263 (16)
16	67	C.O'GORMAN	26.640	12	A.DONOSO	16.628	24	G.PLANQUES	31.731	7	B.FERNÁNDEZ	33.827	16	95	1:48.733	1:49.130 (14)
17	54	J.RIOS	26.665	22	J.TORRES	16.642	43	A.BRINTON	31.739	72	E.LIGUORI	33.828	17	25	1:48.945	1:49.291 (17)
18	12	A.DONOSO	26.681	51	B.URIARTE	16.664	12	A.DONOSO	31.822	25	G.PÉREZ	33.837	18	72	1:48.957	1:49.422 (19)
19	72	E.LIGUORI	26.693	26	P.ALSINA	16.674	25	G.PÉREZ	31.824	26	P.ALSINA	33.925	19	26	1:49.046	1:49.398 (18)
20	26	P.ALSINA	26.717	95	L.ZANNI	16.693	17	P.ALOMAR	31.839	20	O.VAN TRIGT	33.960	20	12	1:49.147	1:49.516 (20)
21	25	G.PÉREZ	26.796	73	V.PERRONE	16.746	20	O.VAN TRIGT	31.868	17	P.ALOMAR	33.983	21	73	1:49.380	1:49.771 (22)
22	17	P.ALOMAR	26.822	31	G.PUGLIESE	16.763	72	E.LIGUORI	31.887	18	E.BERTOLA	33.993	22	17	1:49.435	1:49.769 (21)
23	20	O.VAN TRIGT	26.832	17	P.ALOMAR	16.791	73	V.PERRONE	31.911	41	Y.CERPA	33.994	23	20	1:49.463	1:49.800 (23)
24	41	Y.CERPA	26.908	20	O.VAN TRIGT	16.803	37	M.NIKOLIS	32.086	12	A.DONOSO	34.016	24	37	1:50.088	1:50.395 (25)
25	33	E.BELLON	27.042	37	M.NIKOLIS	16.814	52	J.WOJCIECHOWSKI	32.140	73	V.PERRONE	34.083	25	41	1:50.105	1:50.409 (26)
26	31	G.PUGLIESE	27.051	41	Y.CERPA	16.846	18	E.BERTOLA	32.209	37	M.NIKOLIS	34.116	26	18	1:50.120	1:50.314 (24)
27	18	E.BERTOLA	27.063	18	E.BERTOLA	16.855	90	L.AGOSTINELLI	32.214	33	E.BELLON	34.220	27	52	1:50.388	1:50.533 (27)
28	37	M.NIKOLIS	27.072	90	L.AGOSTINELLI	16.870	31	G.PUGLIESE	32.251	52	J.WOJCIECHOWSKI	34.280	28	31	1:50.463	1:50.757 (29)
29	52	J.WOJCIECHOWSKI	27.076	52	J.WOJCIECHOWSKI	16.892	33	E.BELLON	32.282	90	L.AGOSTINELLI	34.333	29	33	1:50.474	1:50.735 (28)
30	90	L.AGOSTINELLI	27.104	33	E.BELLON	16.930	41	Y.CERPA	32.357	31	G.PUGLIESE	34.398	30	90	1:50.521	1:51.044 (30)



ETC Finetwork FIM JuniorGP Jerez Race 2

Best Top Speed

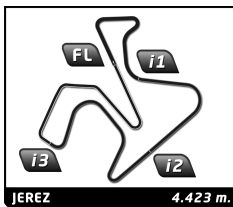
No Rider	Team	Class	Top 1		Top 2		Top 3		Top 4		Top 5		
			Kph	Lap	Kph	Lap	Kph	Lap	Kph	Lap	Kph	Lap	Avg
37	MARIANOS NIKOLIS	ILUSION RACING	203.0	1	200.7	2	196.4	7	195.3	12	194.9	5	198,1
72	EDOARDO LIGUORI	PASINI RACING - DODICI MOTORSPORT	202.6	2	200.4	1	198.9	5	196.7	12	196.7	3	199,1
93	ALBERTO FERRÁNDEZ	FINETWORK MIR JUNIOR TEAM	202.2	3	200.4	14	197.4	1	196.7	11	196.0	2	198,5
25	GONZALO PÉREZ	TEAM LARRESPORT	201.9	1	200.0	3	196.0	2	194.6	7	194.6	5	197,4
73	VALENTÍN PERRONE	TEAM LARRESPORT	201.9	1	201.5	2	197.4	6	197.4	5	197.1	7	199,1
31	GIULIO PUGLIESE	AC RACING TEAM	201.5	2	199.6	3	197.4	4	197.1	6	195.7	13	198,3
11	DAVID GONZÁLEZ	CUNA DE CAMPEONES	201.1	2	198.2	5	195.7	14	195.7	6	195.3	4	197,2
22	JESÚS TORRES	CUNA DE CAMPEONES	200.7	1	197.1	7	196.0	5	195.3	2	193.9	6	196,6
17	PEDRO ALOMAR	IGAXTEAM	200.4	1	197.1	5	194.6	2	193.5	6	192.9	4	195,7
18	EDOARDO BERTOLA	AC RACING TEAM	200.0	1	199.3	2	197.1	4	196.0	3	192.9	9	197,1
12	ADRIANO DONOSO	TEAM HONDA LAGLISSE	199.6	4	197.4	3	194.9	2	194.6	12	193.9	1	196,1
33	ENZO BELLON	AGR TEAM	199.6	1	198.2	2	197.8	3	196.0	5	195.3	7	197,4
95	LEONARDO ZANNI	FINETWORK MIR JUNIOR TEAM	199.6	1	196.7	2	194.9	4	193.9	8	193.9	5	195,8
13	HAKIM DANISH	MONLAU MOTUL	199.3	3	198.5	5	197.8	11	197.4	2	197.4	1	198,1
47	DODÓ BOGGIO	ASPAR JUNIOR TEAM	199.3	8	199.3	3	198.9	7	198.5	1	198.2	2	198,8
81	LORENZ TONI LUCIANO	ARTBOX	199.3	5	198.5	4	198.2	2	197.4	3	197.1	1	198,1
90	LUCA AGOSTINELLI	IGAXTEAM	199.3	2	198.2	3	197.4	9	197.1	1	196.4	5	197,7
28	MÁXIMO QUILES	ASPAR JUNIOR TEAM	198.9	9	197.8	11	197.8	6	197.4	8	197.1	14	197,8
27	RICO SALMELA	TEAM ESTRELLA GALICIA 0,0	198.5	9	197.4	1	196.4	2	196.0	13	192.9	3	196,2
24	GUILLEM PLANQUES	FIRST BIKE ACADEMY	198.2	6	198.2	5	196.7	4	196.4	1	194.6	7	196,8
43	AMANUEL BRINTON	TEAM ESTRELLA GALICIA 0,0	197.8	4	197.1	2	195.3	1	192.9	3	192.2	7	195,1
20	OWEN VAN TRIGT	AGR TEAM	197.1	2	194.6	3	194.6	1	191.5	4	191.2	5	193,8
41	YVONNE CERPA	TEAM HONDA LAGLISSE	197.1	1	196.4	2	194.2	3	192.9	5	191.5	12	194,4
26	PAU ALSINA	ARTBOX	196.7	1	196.4	2	193.5	6	192.5	5	192.5	4	194,3
54	JESÚS RIOS	MRE TALENT	196.7	4	196.0	6	195.3	9	194.9	5	194.6	1	195,5
1	GUIDO PINI	AC RACING TEAM	196.4	5	195.7	4	194.6	2	193.2	13	192.9	8	194,6
7	BEÑAT FERNÁNDEZ	FRANDO RACING VHC TEAM	196.4	4	196.0	3	195.7	2	195.3	12	193.9	11	195,5
52	JEREMIASZ WOJCIECHOWKIDZGP BY COVACHA R.T.		196.4	3	196.4	2	196.4	1	196.0	14	195.7	4	196,2
67	CASEY O'GORMAN	VISIONTRACK RACING TEAM	196.0	1	195.3	5	194.6	8	193.9	12	193.9	11	194,7
51	BRIAN URIARTE	TEAM ESTRELLA GALICIA 0,0	194.2	13	193.2	14	191.2	4	190.8	5	190.1	1	191,9



ETC
Finetwork FIM JuniorGP Jerez
Race 2

Fastest Lap Sequence

Elapsed	No Rider	Team	Bike	Class	Time	Kph	Lap
3:43.142	51 BRIAN URIARTE	TEAM ESTRELLA GALICIA 0,0	HONDA		1:48.352	147.0	2
3:43.240	1 GUIDO PINI	AC RACING TEAM	HONDA		1:48.180	147.2	2
3:43.399	47 DODÓ BOGGIO	ASPAR JUNIOR TEAM	HONDA		1:48.114	147.3	2
3:43.526	93 ALBERTO FERRÁNDEZ	FINETWORK MIR JUNIOR TEAM	HONDA		1:47.955	147.5	2
3:43.609	13 HAKIM DANISH	MONLAU MOTUL	HONDA		1:47.918	147.5	2




ETC
Finetwork FIM JuniorGP Jerez
Race 2

Analysis by lap

Lapped ■

No	Lap Time	Gap	No	Lap Time	Gap	No	Lap Time	Gap	No	Lap Time	Gap	No	Lap Time	Gap			
Lap 1			18	1:50.314	7.157	12	1:49.534	6.400	67	1:49.046	3.135	Lap 8					
51	1:54.790	0.000	95	1:49.599	7.218	25	1:50.123	7.313	54	1:48.964	3.253	1	1:49.503		51	1:49.709	0.181
28	1:54.834	0.044	37	1:50.811	8.144	72	1:49.422	7.418	27	1:48.999	5.538	47	1:49.587	0.259	47	1:49.587	0.259
1	1:55.060	0.270	90	1:51.110	8.283	73	1:49.954	8.506	43	1:49.171	5.789	13	1:49.753	0.315	13	1:49.753	0.315
47	1:55.285	0.495	31	1:50.757	8.323	17	1:49.769	8.732	24	1:49.089	6.647	28	1:49.439	0.413	28	1:49.439	0.413
93	1:55.571	0.781	52	1:50.533	8.415	95	1:49.130	8.770	81	1:49.271	6.748	67	1:49.502	3.662	67	1:49.502	3.662
54	1:55.612	0.822	33	1:50.735	8.664	26	1:49.398	9.240	22	1:49.349	6.852	93	1:49.727	3.696	93	1:49.727	3.696
13	1:55.691	0.901	Lap 3			20	1:49.800	10.255	12	1:49.605	8.247	11	1:49.964	3.894			
43	1:55.945	1.155	28	1:48.383		18	1:50.475	11.293	7	1:49.269	8.354	54	1:49.549	3.940			
67	1:56.119	1.329	51	1:48.873	0.276	41	1:50.978	11.520	72	1:49.749	9.471	27	1:48.751	4.513			
11	1:56.596	1.806	1	1:48.782	0.283	37	1:50.395	12.084	25	1:50.290	9.928	24	1:49.850	7.149			
24	1:57.342	2.552	47	1:48.629	0.289	31	1:51.271	13.759	95	1:49.830	10.906	22	1:49.848	7.242			
7	1:57.529	2.739	13	1:48.646	0.516	90	1:51.787	14.075	26	1:49.418	11.169	12	1:49.938	9.220			
81	1:57.541	2.751	93	1:49.731	1.518	33	1:51.698	14.391	73	1:50.121	11.501	7	1:50.001	9.328			
12	1:57.610	2.820	67	1:49.098	2.065	52	1:52.185	14.746	17	1:51.427	12.732	72	1:49.659	10.044			
22	1:57.731	2.941	11	1:48.595	2.125	Lap 5			20	1:50.939	14.320	41	1:51.503	16.825			
25	1:58.575	3.785	43	1:48.956	2.133	51	1:48.649		18	1:51.367	16.556	95	1:49.548	11.112			
73	1:58.614	3.824	54	1:49.289	2.326	13	1:48.463	0.068	41	1:51.503	16.825	25	1:50.215	11.399			
72	1:58.716	3.926	22	1:49.537	4.888	1	1:48.526	0.293	37	1:51.346	16.973	26	1:50.410	12.881			
27	1:58.977	4.187	27	1:49.397	4.989	28	1:49.032	0.462	31	1:52.006	19.405	73	1:50.123	12.991			
17	1:59.292	4.502	24	1:50.066	5.058	47	1:49.027	0.505	33	1:51.538	19.443	17	1:51.250	15.851			
20	1:59.487	4.697	12	1:49.516	5.338	93	1:49.081	2.523	90	1:51.804	19.600	20	1:50.348	16.422			
41	1:59.718	4.928	7	1:49.633	5.503	67	1:48.973	2.763	52	1:51.600	19.724	37	1:51.384	20.845			
18	1:59.985	5.195	81	1:50.289	5.598	11	1:48.613	2.770	Lap 7			18	1:51.551	21.096			
26	2:00.247	5.457	25	1:49.535	5.662	54	1:48.806	2.963	51	1:49.206		41	1:51.556	21.310			
90	2:00.315	5.525	72	1:49.695	6.468	27	1:48.546	5.213	1	1:49.063	0.025	31	1:53.053	26.162			
37	2:00.475	5.685	73	1:50.378	7.024	43	1:50.528	5.292	13	1:49.043	0.090	33	1:53.013	26.219			
31	2:00.708	5.918	17	1:50.087	7.435	81	1:48.925	6.151	47	1:48.811	0.200	90	1:53.208	26.344			
95	2:00.761	5.971	95	1:49.491	8.112	22	1:49.227	6.177	28	1:49.158	0.502	52	1:53.102	26.484			
52	2:01.024	6.234	26	1:50.095	8.314	24	1:48.981	6.232	11	1:49.726	3.458	Lap 9					
33	2:01.071	6.281	20	1:50.805	8.927	12	1:49.565	7.316	93	1:49.788	3.497	51	1:49.201				
Lap 2			41	1:50.626	9.014	7	1:50.114	7.759	67	1:49.759	3.688	28	1:49.076	0.107			
51	1:48.352		18	1:50.730	9.290	25	1:49.648	8.312	54	1:49.872	3.919	47	1:49.422	0.299			
1	1:48.180	0.098	37	1:50.614	10.161	72	1:49.627	8.396	27	1:48.958	5.290	1	1:49.685	0.303			
28	1:48.522	0.214	90	1:51.074	10.760	95	1:49.629	9.750	24	1:49.386	6.827	13	1:49.587	0.520			
47	1:48.114	0.257	31	1:51.234	10.960	17	1:49.896	9.979	22	1:49.276	6.922	67	1:49.592	3.872			
93	1:47.955	0.384	52	1:51.215	11.033	73	1:50.197	10.054	43	1:50.956	7.539	93	1:49.588	3.902			
13	1:47.918	0.467	33	1:51.098	11.165	26	1:49.834	10.425	81	1:50.416	7.958	27	1:48.880	4.011			
67	1:48.587	1.564	Lap 4			20	1:50.449	12.055	12	1:49.769	8.810	11	1:49.759	4.271			
54	1:49.164	1.634	51	1:48.196		18	1:51.219	13.863	7	1:49.707	8.855	54	1:49.728	4.286			
43	1:48.971	1.774	28	1:48.551	0.079	41	1:51.125	13.996	72	1:49.648	9.913	22	1:49.641	7.501			
11	1:48.673	2.127	47	1:48.310	0.127	37	1:50.866	14.301	25	1:49.990	10.712	24	1:49.863	7.630			
24	1:49.389	3.589	13	1:48.210	0.254	31	1:50.963	16.073	95	1:49.392	11.092	12	1:50.145	9.983			
81	1:49.507	3.906	1	1:48.605	0.416	90	1:51.044	16.470	26	1:50.036	11.999	7	1:50.117	10.063			
22	1:49.359	3.948	93	1:49.045	2.091	33	1:50.837	16.579	73	1:50.101	12.396	72	1:49.462	10.124			
27	1:48.354	4.189	67	1:48.846	2.439	52	1:50.701	16.798	20	1:50.488	15.602	95	1:49.863	11.593			
12	1:49.951	4.419	54	1:48.952	2.806	Lap 6			37	1:51.222	18.989	25	1:49.996	12.013			
7	1:50.080	4.467	11	1:49.153	2.806	51	1:48.674		18	1:51.723	19.073	26	1:50.740	14.239			
25	1:49.291	4.724	43	1:49.752	3.413	1	1:48.549	0.168	41	1:51.663	19.282	73	1:50.681	14.290			
73	1:49.771	5.243	27	1:48.799	5.316	13	1:48.859	0.253	31	1:52.438	22.637	17	1:51.196	17.665			
72	1:49.796	5.370	22	1:49.183	5.599	28	1:48.762	0.550	90	1:52.270	22.664	20	1:50.721	17.761			
17	1:49.795	5.945	81	1:48.749	5.875	47	1:48.764	0.595	33	1:52.497	22.734	37	1:51.274	22.737			
20	1:50.374	6.719	24	1:49.314	5.900	93	1:49.066	2.915	52	1:52.392	22.910	18	1:51.213	22.927			
26	1:49.711	6.816	7	1:49.263	6.294	11	1:48.842	2.938				41	1:51.236	23.164			
41	1:50.409	6.985										33	1:51.431	28.268			



ETC


Finetwork FIM JuniorGP Jerez

Race 2

Analysis by lap

Lapped ■

No	Lap Time	Gap	No	Lap Time	Gap	No	Lap Time	Gap	No	Lap Time	Gap	No	Lap Time	Gap
31	1:51.687	28.467	18	1:51.678	27.844	26	1:50.643	19.968						
90	1:51.581	28.543	37	1:51.915	27.921	25	1:51.670	20.307						
52	1:51.547	28.649	41	1:51.684	28.114	20	1:50.918	24.788						
Lap 10			33	1:52.775	35.716	17	1:50.981	24.918						
51	1:48.794		90	1:52.856	35.731	37	1:51.493	32.046						
47	1:48.508	0.013	31	1:52.961	35.816	18	1:51.788	32.214						
1	1:48.557	0.066	52	1:52.811	35.958	41	1:52.936	33.703						
28	1:49.018	0.331	Lap 12			31	1:51.876	41.416						
13	1:48.688	0.414	28	1:48.766		33	1:52.215	41.468						
27	1:49.272	4.489	51	1:49.230	0.119	90	1:52.112	41.543						
67	1:49.528	4.606	47	1:49.202	0.196	52	1:52.106	41.721						
93	1:49.656	4.764	1	1:49.335	0.235	Lap 14								
54	1:49.418	4.910	13	1:49.070	0.371	51	1:49.356							
11	1:50.000	5.477	11	1:49.710	6.113	1	1:49.438	0.021						
22	1:49.610	8.317	67	1:50.055	6.311	28	1:49.336	0.088						
24	1:49.494	8.330	27	1:50.085	6.334	47	1:49.563	0.236						
72	1:50.382	11.712	93	1:50.211	6.414	11	1:49.704	6.889						
12	1:50.566	11.755	54	1:50.085	6.612	93	1:49.719	7.109						
7	1:50.576	11.845	24	1:50.426	10.837	27	1:50.054	7.219						
95	1:49.506	12.305	22	1:50.850	11.189	22	1:50.435	12.793						
25	1:50.897	14.116	12	1:50.435	14.498	24	1:50.312	12.840						
73	1:50.943	16.439	95	1:50.736	14.565	95	1:49.989	15.508						
26	1:51.191	16.636	7	1:50.505	14.622	7	1:50.024	15.702						
20	1:50.699	19.666	72	1:50.651	14.658	12	1:50.305	15.899						
17	1:50.976	19.847	25	1:51.307	18.480	72	1:50.107	15.942						
37	1:51.311	25.254	73	1:50.304	19.147	73	1:50.380	20.904						
18	1:51.281	25.414	26	1:50.111	19.168	26	1:50.408	20.959						
41	1:51.308	25.678	20	1:50.776	23.713	25	1:50.813	21.703						
31	1:52.430	32.103	17	1:50.753	23.780	20	1:50.655	26.026						
90	1:52.374	32.123	18	1:51.536	30.269	17	1:50.533	26.034						
33	1:52.715	32.189	37	1:51.586	30.396	37	1:51.370	33.999						
52	1:52.540	32.395	41	1:51.607	30.610	18	1:51.219	34.016						
Lap 11			33	1:52.491	39.096	41	1:52.640	36.926						
51	1:49.248		90	1:52.654	39.274	31	1:51.980	43.979						
1	1:49.193	0.011	31	1:52.678	39.383	52	1:51.851	44.155						
47	1:49.340	0.105	52	1:52.611	39.458	90	1:52.065	44.191						
28	1:49.262	0.345	Lap 13			33	1:52.166	44.217						
13	1:49.246	0.412	1	1:49.608		13	2:51.387	1:02.017						
93	1:49.798	5.314	13	1:49.519	0.047									
27	1:50.119	5.360	51	1:49.785	0.061									
67	1:50.009	5.367	47	1:49.737	0.090									
11	1:49.285	5.514	28	1:50.012	0.169									
54	1:49.976	5.638	27	1:50.091	6.582									
22	1:50.381	9.450	11	1:50.332	6.602									
24	1:50.440	9.522	67	1:50.144	6.612									
95	1:49.883	12.940	93	1:50.236	6.807									
72	1:50.654	13.118	54	1:50.110	6.879									
12	1:50.667	13.174	22	1:50.429	11.775									
7	1:50.631	13.228	24	1:50.951	11.945									
25	1:51.416	16.284	95	1:50.214	14.936									
73	1:50.763	17.954	12	1:50.356	15.011									
26	1:50.780	18.168	7	1:50.316	15.095									
20	1:51.630	22.048	72	1:50.437	15.252									
17	1:51.539	22.138	73	1:50.637	19.941									



ETC


Finetwork FIM JuniorGP Jerez

Race 2

Sector Analysis

— Invalidated Lap ■ Personal Best ■ Session Best B Crossing the pit lane

Lap	Time	Sector 1	Sector 2	Sector 3	Sector 4	T.Sp	Lap	Time	Sector 1	Sector 2	Sector 3	Sector 4	T.Sp
51 BRIAN URIARTE ESP							4	1:48.310	26.532	16.643	31.580	33.555	195.7
TEAM ESTRELLA GALICIA 0,0 HONDA							5	1:49.027	26.546	16.551	32.027	33.903	196.0
1	1:54.790	32.806	16.780	31.691	33.513	190.1	6	1:48.764	26.591	16.609	31.800	33.764	197.8
2	1:48.352	26.552	16.705	31.423	33.672	188.5	7	1:48.811	26.513	16.738	31.835	33.725	198.9
3	1:48.873	26.543	16.720	31.919	33.691	188.2	8	1:49.587	26.798	16.752	32.058	33.979	199.3
4	1:48.196	26.421	16.664	31.420	33.691	191.2	9	1:49.422	26.754	16.850	32.077	33.741	194.2
5	1:48.649	26.474	16.672	31.642	33.861	190.8	10	1:48.508	26.484	16.794	31.684	33.546	188.8
6	1:48.674	26.598	16.801	31.543	33.732	188.8	11	1:49.340	26.772	16.895	31.927	33.746	194.6
7	1:49.206	26.635	16.835	31.893	33.843	188.8	12	1:49.202	26.761	16.768	31.823	33.850	192.2
8	1:49.709	26.828	16.782	32.016	34.083	188.8	13	1:49.737	26.768	16.722	32.444	33.803	192.9
9	1:49.201	26.699	16.924	31.746	33.832	188.2	14	1:49.563	26.686	16.821	32.193	33.863	190.5
10	1:48.794	26.599	16.980	31.399	33.816	184.9							
11	1:49.248	26.744	16.891	31.720	33.893	188.2	11 DAVID GONZÁLEZ ESP						
12	1:49.230	26.787	16.887	31.689	33.867	186.9	CUNA DE CAMPEONES HONDA						
13	1:49.785	27.013	16.756	31.991	34.025	194.2	1	1:56.596	34.385	16.874	31.647	33.690	194.6
14	1:49.356	26.791	16.759	32.099	33.707	193.2	2	1:48.673	26.246	16.606	32.178	33.643	201.1
1 GUIDO PINI ITA							3	1:48.595	26.452	16.782	31.742	33.619	189.8
AC RACING TEAM HONDA							4	1:49.153	26.762	16.732	31.503	34.156	195.3
1	1:55.060	33.075	16.753	31.701	33.531	192.9	5	1:48.613	26.523	16.549	31.651	33.890	198.2
2	1:48.180	26.497	16.614	31.504	33.565	194.6	6	1:48.842	26.884	16.617	31.539	33.802	195.7
3	1:48.782	26.488	16.795	31.937	33.562	192.9	7	1:49.726	27.000	16.952	31.868	33.906	189.8
4	1:48.605	26.773	16.635	31.597	33.600	195.7	8	1:49.964	26.794	16.878	32.168	34.124	189.8
5	1:48.526	26.426	16.498	31.794	33.808	196.4	9	1:49.759	26.698	16.932	32.265	33.864	191.8
6	1:48.549	26.521	16.728	31.604	33.696	191.8	10	1:50.000	27.382	16.899	31.625	34.094	191.2
7	1:49.063	26.535	16.745	31.754	34.029	189.8	11	1:49.285	26.565	16.790	31.937	33.993	193.2
8	1:49.503	26.907	16.683	31.847	34.066	192.9	12	1:49.710	26.716	16.830	31.907	34.257	194.6
9	1:49.685	26.975	16.823	32.041	33.846	189.1	13	1:50.332	27.169	17.034	32.009	34.120	190.1
10	1:48.557	26.645	16.663	31.546	33.703	188.5	14	1:49.704	26.889	16.826	31.956	34.033	195.7
11	1:49.193	26.769	16.793	31.849	33.782	190.1							
12	1:49.335	26.715	16.884	31.946	33.790	187.8	93 ALBERTO FERRÁNDEZ SPA						
13	1:49.608	26.825	16.692	32.136	33.955	193.2	FINETWORK MIR JUNIOR TEAM HONDA						
14	1:49.438	26.740	16.824	31.854	34.020	190.1	1	1:55.571	33.453	16.685	31.997	33.436	197.4
28 MÁXIMO QUILES ESP							2	1:47.955	26.492	16.647	31.510	33.306	196.0
ASPAR JUNIOR TEAM HONDA							3	1:49.731	26.601	16.614	32.009	34.507	202.2
1	1:54.834	32.914	16.683	31.545	33.692	194.6	4	1:49.045	26.609	16.953	31.659	33.824	191.2
2	1:48.522	26.459	16.772	31.837	33.454	194.6	5	1:49.081	26.583	16.901	31.676	33.921	191.8
3	1:48.383	26.410	16.778	31.576	33.619	195.3	6	1:49.066	26.620	16.984	31.773	33.689	190.5
4	1:48.551	26.545	16.791	31.590	33.625	191.5	7	1:49.788	26.967	16.971	31.770	34.080	190.8
5	1:49.032	26.525	16.591	31.841	34.075	196.0	8	1:49.727	26.697	16.914	31.772	34.344	190.8
6	1:48.762	26.518	16.676	31.944	33.624	197.8	9	1:49.588	26.858	16.907	31.846	33.977	195.3
7	1:49.158	26.467	16.753	31.828	34.110	196.0	10	1:49.656	26.793	17.097	31.776	33.990	186.9
8	1:49.439	26.604	16.811	32.030	33.994	197.4	11	1:49.798	26.615	16.845	32.120	34.218	196.7
9	1:49.076	26.820	16.668	31.792	33.796	198.9	12	1:50.211	26.829	16.952	32.370	34.060	194.9
10	1:49.018	26.593	16.895	31.816	33.714	188.2	13	1:50.236	26.819	17.097	32.108	34.212	188.5
11	1:49.262	26.612	16.853	31.962	33.835	197.8	14	1:49.719	26.979	16.664	32.174	33.902	200.4
12	1:48.766	26.710	16.581	31.618	33.857	194.9							
13	1:50.012	26.899	16.765	31.995	34.353	192.2	27 RICO SALMELA FIN						
14	1:49.336	26.923	16.635	32.061	33.717	197.1	TEAM ESTRELLA GALICIA 0,0 HONDA						
47 DODÓ BOGGIO ITA							1	1:58.977	36.094	16.869	32.385	33.629	197.4
ASPAR JUNIOR TEAM HONDA							2	1:48.354	26.660	16.544	31.588	33.562	196.4
1	1:55.285	33.244	16.676	31.945	33.420	198.5	3	1:49.397	26.732	16.590	31.930	34.145	192.9
2	1:48.114	26.318	16.649	31.736	33.411	198.2	4	1:48.799	26.632	16.813	31.593	33.761	191.8
3	1:48.629	26.474	16.697	31.989	33.469	199.3	5	1:48.546	26.562	16.720	31.526	33.738	192.5
							6	1:48.999	26.711	16.923	31.630	33.735	190.5
							7	1:48.958	26.681	16.922	31.512	33.843	191.5
							8	1:48.751	26.707	16.766	31.545	33.733	192.5
							9	1:48.880	26.521	16.634	31.781	33.944	198.5




ETC
Finetwork FIM JuniorGP Jerez
Race 2

Sector Analysis

— Invalidated Lap ■ Personal Best ■ Session Best B Crossing the pit lane

Lap	Time	Sector 1	Sector 2	Sector 3	Sector 4	T.Sp	Lap	Time	Sector 1	Sector 2	Sector 3	Sector 4	T.Sp	
10	1:49.272	26.786	16.947	31.593	33.946	190.1	7 BEÑAT FERNÁNDEZ FRANDO RACING VHC TEAM ESP HONDA	1	1:57.529	34.506	16.898	32.199	33.926	192.2
11	1:50.119	26.791	16.888	32.406	34.034	191.2		2	1:50.080	27.236	16.787	32.061	33.996	195.7
12	1:50.085	26.842	16.834	32.088	34.321	192.2		3	1:49.633	26.821	16.622	31.950	34.240	196.0
13	1:50.091	27.032	17.016	31.828	34.215	196.0		4	1:49.263	26.902	16.595	31.939	33.827	196.4
14	1:50.054	26.824	16.897	32.307	34.026	190.1		5	1:50.114	26.599	17.065	32.233	34.217	187.2
22 JESÚS TORRES CUNA DE CAMPEONES ESP HONDA								6	1:49.269	26.737	16.836	31.659	34.037	191.8
1	1:57.731	35.086	16.820	31.953	33.872	200.7		7	1:49.707	26.845	16.893	31.917	34.052	188.8
2	1:49.359	27.163	16.710	31.827	33.659	195.3		8	1:50.001	26.871	16.920	32.004	34.206	192.2
3	1:49.537	26.597	16.782	31.857	34.301	193.9		9	1:50.117	26.852	16.976	32.098	34.191	190.1
4	1:49.183	26.807	16.797	31.713	33.866	193.9		10	1:50.576	27.049	16.960	32.060	34.507	188.5
5	1:49.227	26.547	16.642	31.717	34.321	196.0		11	1:50.631	27.007	16.825	32.207	34.592	193.9
6	1:49.349	26.652	16.799	32.257	33.641	193.9		12	1:50.505	26.954	16.696	32.189	34.666	195.3
7	1:49.276	26.641	16.766	31.628	34.241	197.1		13	1:50.316	26.973	16.997	32.098	34.248	192.5
8	1:49.848	26.784	16.881	31.941	34.242	186.5		14	1:50.024	26.935	16.963	32.018	34.108	191.5
9	1:49.641	26.815	16.984	31.767	34.075	191.2	12 ADRIANO DONOSO TEAM HONDA LAGLISSE ESP HONDA							
10	1:49.610	26.783	16.964	31.721	34.142	186.9	1	1:57.610	34.239	17.079	32.009	34.283	193.9	
11	1:50.381	26.887	17.027	32.173	34.294	185.6	2	1:49.951	27.076	16.732	32.111	34.032	194.9	
12	1:50.850	26.984	16.948	32.157	34.761	190.5	3	1:49.516	26.813	16.628	31.894	34.181	197.4	
13	1:50.429	26.763	17.082	32.262	34.322	191.2	4	1:49.534	26.701	16.716	32.096	34.021	199.6	
14	1:50.435	26.802	16.979	32.398	34.256	187.2	5	1:49.565	26.681	16.810	31.829	34.245	193.2	
24 GUILLEM PLANQUES FIRST BIKE ACADEMY FRA HONDA							6	1:49.605	26.851	16.902	31.836	34.016	192.5	
1	1:57.342	34.344	17.049	32.133	33.816	196.4	7	1:49.769	26.897	16.908	31.822	34.142	190.5	
2	1:49.389	26.655	16.776	31.892	34.066	193.9	8	1:49.938	26.854	16.871	31.958	34.255	192.2	
3	1:50.066	26.659	16.948	32.115	34.344	190.8	9	1:50.145	26.834	17.054	32.040	34.217	188.5	
4	1:49.314	26.903	16.755	31.948	33.708	196.7	10	1:50.566	27.083	16.929	32.001	34.553	187.8	
5	1:48.981	26.611	16.535	31.732	34.103	198.2	11	1:50.667	27.019	16.861	32.362	34.425	191.5	
6	1:49.089	26.759	16.686	31.731	33.913	198.2	12	1:50.435	26.839	16.804	32.004	34.788	194.6	
7	1:49.386	26.705	16.812	31.916	33.953	194.6	13	1:50.356	27.034	16.964	32.079	34.279	192.5	
8	1:49.850	26.979	16.745	31.832	34.294	192.9	14	1:50.305	26.937	16.990	31.946	34.432	191.5	
9	1:49.863	26.855	16.999	32.022	33.987	190.8	72 EDOARDO LIGUORI PASINI RACING - DODICI MOTORSF ITA HONDA							
10	1:49.494	26.788	16.852	31.888	33.966	189.8	1	1:58.716	35.568	16.726	32.513	33.909	200.4	
11	1:50.440	26.826	17.030	32.494	34.090	187.5	2	1:49.796	27.111	16.549	32.201	33.935	202.6	
12	1:50.426	26.842	16.954	32.098	34.532	191.2	3	1:49.695	26.848	16.784	32.004	34.059	196.7	
13	1:50.951	27.011	17.099	32.249	34.592	189.1	4	1:49.422	26.782	16.923	31.889	33.828	195.3	
14	1:50.312	26.756	16.862	32.261	34.433	192.5	5	1:49.627	26.823	16.716	32.154	33.934	198.9	
95 LEONARDO ZANNI FINETWORK MIR JUNIOR TEAM ITA HONDA							6	1:49.749	26.799	16.874	32.079	33.997	192.2	
1	2:00.761	36.865	16.959	32.557	34.380	199.6	7	1:49.648	26.756	16.894	31.887	34.111	194.6	
2	1:49.599	26.868	16.862	31.977	33.892	196.7	8	1:49.659	26.733	16.930	31.941	34.055	193.9	
3	1:49.491	26.816	16.968	31.881	33.826	193.2	9	1:49.462	26.693	16.844	31.995	33.930	194.2	
4	1:49.130	26.738	16.902	31.714	33.776	194.9	10	1:50.382	27.212	16.953	32.080	34.137	192.9	
5	1:49.629	26.632	16.911	31.792	34.294	193.9	11	1:50.654	26.825	16.971	32.198	34.660	191.2	
6	1:49.830	26.847	17.004	31.880	34.099	192.9	12	1:50.651	27.008	16.907	32.302	34.434	196.7	
7	1:49.392	26.787	16.961	31.632	34.012	193.5	13	1:50.437	27.080	16.941	32.161	34.255	196.4	
8	1:49.548	26.664	16.794	31.932	34.158	193.9	14	1:50.107	27.002	16.787	32.119	34.199	192.5	
9	1:49.863	26.766	17.113	31.773	34.211	190.8	73 VALENTÍN PERRONE TEAM LARREPORT ARG HONDA							
10	1:49.506	26.880	16.918	31.703	34.005	190.8	1	1:58.614	35.352	16.746	32.310	34.206	201.9	
11	1:49.883	26.644	16.693	31.977	34.569	191.8	2	1:49.771	26.947	16.759	31.982	34.083	201.5	
12	1:50.736	26.851	17.004	32.163	34.718	190.8	3	1:50.378	26.850	16.867	32.252	34.409	190.1	
13	1:50.214	26.868	17.018	31.982	34.346	190.1								
14	1:49.989	26.814	17.079	31.888	34.208	189.8								




ETC Finetwork FIM JuniorGP Jerez Race 2

Sector Analysis


— Invalidated Lap ■ Personal Best ■ Session Best B Crossing the pit lane

Lap	Time	Sector 1	Sector 2	Sector 3	Sector 4	T.Spd	Lap	Time	Sector 1	Sector 2	Sector 3	Sector 4	T.Spd
4	1:49.954	26.826	16.933	31.920	34.275	196.0	10	1:50.699	27.084	17.092	32.072	34.451	186.9
5	1:50.197	26.967	16.890	32.030	34.310	197.4	11	1:51.630	27.159	17.050	32.684	34.737	188.2
6	1:50.121	26.912	16.922	32.174	34.113	197.4	12	1:50.776	27.089	17.056	32.154	34.477	187.5
7	1:50.101	26.884	16.979	31.911	34.327	197.1	13	1:50.918	27.072	17.129	32.289	34.428	186.5
8	1:50.123	26.888	16.919	32.037	34.279	196.0	14	1:50.655	27.065	17.053	32.246	34.291	188.5
9	1:50.681	26.927	17.227	32.215	34.312	195.7							
10	1:50.943	26.999	17.053	32.159	34.732	190.8							
11	1:50.763	27.036	17.043	32.069	34.615	192.5							
12	1:50.304	26.900	16.975	32.008	34.421	192.5							
13	1:50.637	26.640	17.018	32.682	34.297	193.2							
14	1:50.380	26.887	17.004	31.929	34.560	192.2							
26 PAU ALSINA ESP							17 PEDRO ALOMAR ESP						
ARTBOX HONDA							IGAXTEAM HONDA						
1	2:00.247	34.824	16.975	34.157	34.291	196.7	1	1:59.292	34.999	16.866	33.226	34.201	200.4
2	1:49.711	26.873	16.674	32.239	33.925	196.4	2	1:49.795	26.984	16.791	31.931	34.089	194.6
3	1:50.095	26.872	16.913	32.085	34.225	189.5	3	1:50.087	26.923	16.964	32.061	34.139	189.8
4	1:49.398	26.791	16.890	31.730	33.987	192.5	4	1:49.769	26.882	16.900	32.004	33.983	192.9
5	1:49.834	26.829	16.868	32.004	34.133	192.5	5	1:49.896	26.861	16.850	31.839	34.346	197.1
6	1:49.418	26.717	16.811	31.889	34.001	193.5	6	1:51.427	26.822	16.919	33.440	34.246	193.5
7	1:50.036	26.820	17.013	31.947	34.256	191.8	7	1:50.603	26.971	17.011	32.140	34.481	191.5
8	1:50.410	26.859	17.122	32.059	34.370	188.5	8	1:51.250	27.173	17.129	32.344	34.604	189.1
9	1:50.740	26.976	17.199	32.088	34.477	187.2	9	1:51.196	27.002	17.197	32.320	34.677	187.8
10	1:51.191	27.172	17.082	32.167	34.770	188.5	10	1:50.976	27.255	17.204	32.085	34.432	189.1
11	1:50.780	27.023	16.992	32.149	34.616	190.8	11	1:51.539	27.090	16.991	32.909	34.549	192.5
12	1:50.111	26.956	16.917	32.064	34.174	189.8	12	1:50.753	27.128	17.146	32.170	34.309	187.8
13	1:50.643	26.931	16.817	32.371	34.524	191.5	13	1:50.981	27.179	17.047	32.367	34.388	187.2
14	1:50.408	27.003	16.999	32.144	34.262	189.5	14	1:50.533	27.045	16.974	32.281	34.233	191.2
25 GONZALO PÉREZ ESP							37 MARIANOS NIKOLIS AUS						
TEAM LARRESPORT HONDA							ILUSION RACING HONDA						
1	1:58.575	35.235	16.714	32.610	34.016	201.9	1	2:00.475	36.352	16.814	32.957	34.352	203.0
2	1:49.291	26.915	16.715	31.824	33.837	196.0	2	1:50.811	27.306	16.826	32.305	34.374	200.7
3	1:49.535	26.801	16.488	32.002	34.244	200.0	3	1:50.614	27.103	17.114	32.118	34.279	193.5
4	1:50.123	27.285	16.917	31.834	34.087	194.2	4	1:50.395	27.072	17.121	32.086	34.116	193.2
5	1:49.648	26.802	16.818	31.976	34.052	194.6	5	1:50.866	27.465	16.968	32.196	34.237	194.9
6	1:50.290	26.796	16.977	32.489	34.028	189.5	6	1:51.346	27.190	17.172	32.572	34.412	192.9
7	1:49.990	26.910	16.884	31.936	34.260	194.6	7	1:51.222	27.208	16.986	32.354	34.674	196.4
8	1:50.215	26.923	16.923	32.094	34.275	190.8	8	1:51.384	27.208	17.086	32.561	34.529	192.2
9	1:49.996	26.826	17.097	31.867	34.206	192.9	9	1:51.274	27.220	17.326	32.295	34.433	190.8
10	1:50.897	27.129	17.004	32.149	34.615	189.5	10	1:51.311	27.227	17.189	32.293	34.602	189.1
11	1:51.416	27.231	17.194	32.200	34.791	189.8	11	1:51.915	27.233	17.281	32.786	34.615	191.2
12	1:51.307	27.236	17.154	32.279	34.638	189.8	12	1:51.586	27.332	17.108	32.801	34.345	195.3
13	1:51.670	27.198	17.130	32.923	34.419	188.2	13	1:51.493	27.299	17.244	32.409	34.541	190.1
14	1:50.813	26.818	16.849	32.653	34.493	191.2	14	1:51.370	27.191	17.215	32.612	34.352	188.2
20 OWEN VAN TRIGT NLD							18 EDOARDO BERTOLA ITA						
AGR TEAM HONDA							AC RACING TEAM HONDA						
1	1:59.487	35.498	16.803	32.910	34.276	194.6	1	1:59.985	36.159	16.929	32.692	34.205	200.0
2	1:50.374	27.222	16.811	32.268	34.073	197.1	2	1:50.314	27.081	16.855	32.385	33.993	199.3
3	1:50.805	27.521	17.023	32.301	33.960	194.6	3	1:50.730	27.182	16.953	32.480	34.115	196.0
4	1:49.800	26.832	16.930	31.868	34.170	191.5	4	1:50.475	27.063	16.956	32.209	34.247	197.1
5	1:50.449	26.882	16.969	32.168	34.430	191.2	5	1:51.219	27.114	17.112	32.469	34.524	189.8
6	1:50.939	26.975	17.032	32.728	34.204	187.5	6	1:51.367	27.208	17.189	32.581	34.389	190.5
7	1:50.488	26.990	17.055	32.087	34.356	188.5	7	1:51.723	27.160	17.352	32.603	34.608	190.8
8	1:50.348	26.993	16.980	32.108	34.267	188.2	8	1:51.551	27.267	16.993	32.706	34.585	192.2
9	1:50.721	26.974	17.002	32.099	34.646	190.5	9	1:51.213	27.134	17.208	32.409	34.462	192.9
							10	1:51.281	27.173	17.099	32.438	34.571	189.5
							11	1:51.678	27.251	17.137	32.546	34.744	192.5
							12	1:51.536	27.285	17.194	32.633	34.424	190.5
							13	1:51.788	27.314	17.411	32.537	34.526	190.1
							14	1:51.219	27.098	17.133	32.427	34.561	192.2



ETC
Finetwork FIM JuniorGP Jerez
Race 2
Sector Analysis

— Invalidated Lap							■ Personal Best							■ Session Best							B Crossing the pit lane																																																																												
Lap	Time	Sector 1	Sector 2	Sector 3	Sector 4	T.Sp	Lap	Time	Sector 1	Sector 2	Sector 3	Sector 4	T.Sp	Lap	Time	Sector 1	Sector 2	Sector 3	Sector 4	T.Sp	Lap	Time	Sector 1	Sector 2	Sector 3	Sector 4	T.Sp																																																																						
41 YVONNE CERPA ESP							TEAM HONDA LAGLISSE HONDA							4 1:51.787 27.200 17.187 32.570 34.830 194.2							5 1:51.044 27.187 17.013 32.293 34.551 196.4																																																																												
1	1:59.718	35.816	16.846	32.763	34.293	197.1	6	1:51.804	27.429	17.132	32.910	34.333	194.9	7	1:52.270	27.270	16.870	32.825	35.305	193.9	8	1:53.208	27.422	17.289	33.196	35.301	191.5	9	1:51.581	27.264	17.208	32.653	34.456	197.4	10	1:52.374	27.312	17.025	32.907	35.130	190.8	11	1:52.856	27.500	17.322	32.823	35.211	191.8	12	1:52.654	27.667	17.344	33.011	34.632	190.8	13	1:52.112	27.188	17.157	32.971	34.796	194.2	14	1:52.065	27.104	17.078	32.763	35.120	194.9																												
31 GIULIO PUGLIESE ITA							AC RACING TEAM HONDA							533 ENZO BELLON FRA							AGR TEAM HONDA																																																																												
1	2:00.708	36.571	17.089	32.642	34.406	195.3	2	1:50.757	27.238	16.763	32.358	34.398	201.5	3	1:51.098	27.313	16.949	32.570	34.266	197.8	4	1:51.698	27.198	17.001	32.585	34.914	192.5	5	1:50.837	27.042	16.930	32.323	34.542	196.0	6	1:51.538	27.379	17.092	32.719	34.348	190.1	7	1:52.497	27.279	16.965	33.108	35.145	195.3	8	1:53.013	27.417	17.289	33.248	35.059	189.8	9	1:51.431	27.438	17.118	32.583	34.292	193.9	10	1:52.715	27.394	17.235	33.128	34.958	187.2	11	1:52.775	27.572	17.212	32.877	35.114	194.2	12	1:52.491	27.791	17.276	32.731	34.693	192.5	13	1:52.215	27.280	17.215	33.098	34.622	189.8	14	1:52.166	27.374	16.973	32.980	34.839	193.9
52 JEREMIASZ WOJCIECHOWSKI POL							KIDZGP BY COVACHA R.T. HONDA							13 HAKIM DANISH MYS							MONLAU MOTUL HONDA																																																																												
1	2:01.024	36.731	17.012	32.821	34.460	196.4	2	1:50.533	27.221	16.892	32.140	34.280	196.4	3	1:48.646	26.579	16.515	31.969	33.583	199.3	4	1:48.210	26.416	16.596	31.652	33.546	197.1	5	1:48.463	26.492	16.524	31.644	33.803	198.5	6	1:48.859	26.613	16.812	31.846	33.588	193.9	7	1:49.043	26.551	16.679	31.975	33.838	193.5	8	1:49.753	26.797	16.784	32.039	34.133	196.7	9	1:49.587	26.780	16.729	32.228	33.850	193.5	10	1:48.688	26.605	16.559	31.905	33.619	193.9	11	1:49.246	26.664	16.782	32.034	33.766	197.8	12	1:49.070	26.812	16.530	31.924	33.804	191.8	13	1:49.519	26.838	16.567	32.280	33.834	196.7	14	2:51.387	26.921	16.701	1:31.728	36.037	196.4
90 LUCA AGOSTINELLI VNM							IGAXTEAM HONDA							67 CASEY O'GORMAN IRL							VISIONTRACK RACING TEAM HONDA																																																																												
1	2:00.315	36.012	16.937	32.690	34.676	197.1	2	1:51.110	27.256	16.938	32.214	34.702	199.3	3	1:49.098	26.679	16.845	31.682	33.892	192.5	4	1:48.846	26.734	16.795	31.689	33.628	193.5	5	1:48.973	26.719	16.641	31.611	34.002	195.3	6	1:49.046	26.789	16.727	31.768	33.762	192.9	7	1:49.759	26.828	16.901	31.994	34.036	192.2	8	1:49.502	26.668	16.880	31.966	33.988	194.6	9	1:49.592	26.718	16.956	31.895	34.023	190.8																																			



ETC Finetwork FIM JuniorGP Jerez Race 2

Sector Analysis

— Invalidated Lap ■ Personal Best ■ Session Best B Crossing the pit lane

Lap	Time	Sector 1	Sector 2	Sector 3	Sector 4	T.Sp	Lap	Time	Sector 1	Sector 2	Sector 3	Sector 4	T.Sp
10	1:49.528	26.858	17.052	31.692	33.926	193.2							
11	1:50.009	26.715	16.855	32.083	34.356	193.9							
12	1:50.055	26.979	16.793	32.114	34.169	193.9							
13	1:50.144	27.112	16.915	31.959	34.158	192.2							

54 **JESÚS RIOS** ESP
MRE TALENT HONDA

1	1:55.612	33.838	16.666	31.571	33.537	194.6
2	1:49.164	27.011	16.715	31.714	33.724	193.5
3	1:49.289	26.665	17.009	31.892	33.723	191.8
4	1:48.952	26.734	16.704	31.662	33.852	196.7
5	1:48.806	26.693	16.620	31.569	33.924	194.9
6	1:48.964	26.868	16.641	31.730	33.725	196.0
7	1:49.872	26.923	16.833	32.007	34.109	192.2
8	1:49.549	26.737	16.757	32.037	34.018	194.2
9	1:49.728	26.922	16.744	32.033	34.029	195.3
10	1:49.418	26.846	16.844	31.797	33.931	192.2
11	1:49.976	26.687	16.828	32.218	34.243	193.9
12	1:50.085	26.879	16.770	32.086	34.350	193.9
13	1:50.110	26.907	16.938	32.095	34.170	189.8

43 **AMANUEL BRINTON** GBR
TEAM ESTRELLA GALICIA 0,0 HONDA

1	1:55.945	33.588	16.605	32.057	33.695	195.3
2	1:48.971	26.786	16.709	31.791	33.685	197.1
3	1:48.956	26.638	16.770	31.805	33.743	192.9
4	1:49.752	27.031	16.658	31.739	34.324	197.8
5	1:50.528	26.857	16.880	32.042	34.749	190.8
6	1:49.171	26.791	16.841	31.772	33.767	191.8
7	1:50.956	26.722	16.904	33.111	34.219	192.2

81 **LORENZ TONI LUCIANO** BEL
ARTBOX HONDA

1	1:57.541	34.883	16.732	32.143	33.783	197.1
2	1:49.507	27.092	16.821	31.761	33.833	198.2
3	1:50.289	27.197	16.519	31.970	34.603	197.4
4	1:48.749	26.651	16.563	31.724	33.811	198.5
5	1:48.925	26.565	16.409	31.763	34.188	199.3
6	1:49.271	26.772	16.749	32.039	33.711	194.9
7	1:50.416	26.651	16.811	32.948	34.006	193.2