

ETC
Finetwork FIM JuniorGP Ricardo Tormo
Race 1 (16 Laps, 64,1 km.)

Classification

No	Rider	Nat	Team	Bike	Tires	Cl.	Laps	Total Time	Gap	Kph	Best Lap		
											Lap	Time	Kph
1	28 MÁXIMO QUILES	ESP	ASPAR JUNIOR TEAM	HONDA			16	27:25.488	-	140.2	4	1:41.223	142.4
2	1 GUIDO PINI	ITA	AC RACING TEAM	HONDA			16	27:34.405	+8.917	139.4	7	1:42.143	141.2
3	27 RICO SALMELA	FIN	TEAM ESTRELLA GALICIA 0.0	HONDA			16	27:34.682	+9.194	139.4	7	1:41.884	141.5
4	47 DODÓ BOGGIO	ITA	ASPAR JUNIOR TEAM	HONDA			16	27:34.803	+9.315	139.4	7	1:41.899	141.5
5	31 GIULIO PUGLIESE	ITA	AC RACING TEAM	HONDA			16	27:34.891	+9.403	139.4	7	1:42.236	141.0
6	12 ADRIANO DONOSO	ESP	TEAM HONDA LAGLISSE	HONDA			16	27:35.479	+9.991	139.3	5	1:42.486	140.7
7	26 PAU ALSINA	ESP	ARTBOX	HONDA			16	27:35.497	+10.009	139.3	5	1:42.356	140.9
8	51 BRIAN URIARTE	ESP	TEAM ESTRELLA GALICIA 0.0	HONDA			16	27:35.723	+10.235	139.3	7	1:42.175	141.1
9	43 AMANUEL BRINTON	GBR	TEAM ESTRELLA GALICIA 0.0	HONDA			16	27:35.787	+10.299	139.3	5	1:42.430	140.8
10	11 DAVID GONZÁLEZ	ESP	CUNA DE CAMPEONES	HONDA			16	27:36.234	+10.746	139.3	3	1:42.387	140.8
11	13 HAKIM DANISH	MYS	MONLAU MOTUL	HONDA			16	27:41.008	+15.520	138.9	5	1:42.097	141.2
12	70 KRISTIAN DANIEL	USA	MRE TALENT	HONDA			16	27:41.135	+15.647	138.9	5	1:42.518	140.6
13	22 JESÚS TORRES	ESP	CUNA DE CAMPEONES	HONDA			16	27:42.017	+16.529	138.8	5	1:41.836	141.6
14	17 PEDRO ALOMAR	ESP	IGAXTEAM	HONDA			16	27:47.763	+22.275	138.3	4	1:43.091	139.9
15	20 OWEN VAN TRIGT	NLD	AGR TEAM	HONDA			16	27:47.770	+22.282	138.3	11	1:43.156	139.8
16	7 BEÑAT FERNÁNDEZ	ESP	FRANDO RACING VHC TEAM	HONDA			16	28:02.190	+36.702	137.1	3	1:43.088	139.9
17	77 LEANDRO QUINTANS	FRA	TEAM LARRESPORT	HONDA			16	28:08.882	+43.394	136.6	4	1:44.385	138.1
18	14 EDU GUTIÉRREZ	ESP	SUPERHUGO44 TEAM	HONDA			16	28:14.586	+49.098	136.1	2	1:43.968	138.7
19	90 LUCA AGOSTINELLI	VNM	IGAXTEAM	HONDA			16	28:20.338	+54.850	135.7	12	1:44.458	138.0

Retired

67	CASEY O'GORMAN	IRL	VISIONTRACK RACING TEAM	HONDA			15	25:51.098			7	1:42.074	141.3
93	ALBERTO FERRÁNDEZ	ESP	FINETWORK MIR JUNIOR TEAM	HONDA			15	25:51.404			7	1:42.058	141.3
54	JESÚS RIOS	ESP	MRE TALENT	HONDA			15	25:51.438			7	1:42.157	141.1
81	LORENZ TONI LUCIANO	BEL	ARTBOX	HONDA			12	20:41.627			8	1:42.215	141.1
94	MARC AGUILAR	ESP	TEAM LARRESPORT	HONDA			4	7:01.314			4	1:42.977	140.0
38	MATTEO ROMAN	FRA	JEG RACING	HONDA			4	7:02.985			3	1:43.703	139.0
37	MARIANOS NIKOLIS	AUS	ILUSION RACING	HONDA			4	7:03.008			2	1:43.498	139.3
25	GONZALO PÉREZ	ESP	TEAM LARRESPORT	HONDA			1	1:52.395					
72	EDOARDO LIGUORI	ITA	Pasini Racing - Dodici Motorsport	HONDA			1	1:52.439					
10	VALENTINO HERRLICH	DEU	F. KOCH RENNSPORT	HONDA									
33	ENZO BELLON	FRA	MB38 BY MECASPORT	HONDA									

Pole Position:

Fastest Lap:	Lap4	MÁXIMO QUILES	1:41.223	142.4 Kph
---------------------	------	---------------	----------	-----------

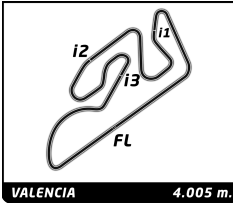
RIDER NR.22 - TIME PENALTY OF 6 SECONDS DUE TO ART. 1.19.2 OF THE FIM EUROPE - ETC WORLD CHAMPIONSHIP REGULATIONS

Published at:

Track Status: **DRY**

Clerk of the Course:
Carlos Rodrigo


Timekeeper:
Yaiza Bonet



ETC
Finetwork FIM JuniorGP Ricardo Tormo
Race 1

Lap Chart


No	Pos	Grid	Lap															
			1	2	3	4	5	6	7	8	9	10	11	12	13	14	15	16
51	1	51	51	51	1	1	1	28	28	28	28	28	28	28	28	28	28	28
47	2	47	1	93	93	93	28	1	1	51	93	93	67	1	1	67	67	1
1	3	1	47	1	51	51	93	51	51	93	51	67	1	54	67	54	22	27
93	4	93	93	67	67	67	51	93	93	1	67	51	51	93	51	1	51	47
27	5	27	67	47	47	47	67	67	67	67	1	54	54	67	27	93	93	31
11	6	11	7	26	11	11	11	54	47	54	47	1	93	51	11	27	54	12
31	7	31	81	7	7	28	47	47	54	47	54	47	11	47	93	51	27	26
7	8	7	27	81	27	13	13	11	27	27	81	47	11	54	11	47	51	
67	9	67	26	13	13	54	54	81	11	81	81	11	27	27	31	22	31	43
12	10	12	11	11	31	27	27	27	81	11	11	27	31	31	22	47	1	22
26	11	26	12	27	54	31	22	31	31	31	31	31	81	81	47	31	11	11
81	12	81	13	31	81	81	81	26	12	22	22	22	22	22	12	12	26	13
22	13	22	70	12	26	22	31	12	26	12	12	12	12	12	26	26	12	70
43	14	43	54	54	28	7	26	43	22	43	26	26	26	26	43	43	43	17
10	15	10	43	70	43	26	43	70	43	26	43	43	43	43	13	13	13	20
70	16	70	31	43	22	43	12	22	70	70	70	70	70	70	70	70	70	7
38	17	38	17	22	12	12	12	70	13	13	13	13	13	13	20	17	17	77
20	18	20	38	17	70	70	17	17	17	17	17	17	17	20	17	20	20	14
17	19	17	22	94	94	94	20	20	20	20	20	20	20	17	7	7	7	90
37	20	37	94	38	17	17	14	14	7	7	7	7	7	7	77	77	77	
77	21	77	28	28	38	38	38	77	77	14	14	14	77	77	77	14	14	14
90	22	90	37	37	37	37	7	7	77	77	77	14	14	14	90	90	90	
33	23	33	25	14	20	20	90	90	90	90	90	90	90	90				
14	24	14	72	20	14	14												
28	25	28	14	77	77	77												
54	26	54	20	90	90	90												
13	27	13	77															
72	28	72	90															
25	29	25																
94	30	94																



ETC
Finetwork FIM JuniorGP Ricardo Tormo
Race 1

Best Sector Times


Sector 1			Sector 2			Sector 3			Sector 4			Pos	No	Ideal Lap	Best Lap	
Pos	No	Rider	Time	No	Rider	Time	No	Rider	Time	No	Rider					Time
1	28	M.QUILES	23.700	28	M.QUILES	26.499	28	M.QUILES	23.154	28	M.QUILES	27.839	1	28	1:41.192	1:41.223 (1)
2	54	J.RIOS	23.790	47	D.BOGGIO	26.532	1	G.PINI	23.270	31	G.PUGLIESE	27.948	2	22	1:41.667	1:41.836 (2)
3	31	G.PUGLIESE	23.822	13	H.DANISH	26.537	11	D.GONZÁLEZ	23.287	22	J.TORRES	27.953	3	11	1:41.750	1:42.387 (14)
4	22	J.TORRES	23.827	51	B.URIZARTE	26.542	13	H.DANISH	23.292	67	C.O'GORMAN	27.960	4	47	1:41.779	1:41.899 (4)
5	47	D.BOGGIO	23.832	93	A.FERRÁNDEZ	26.545	67	C.O'GORMAN	23.298	51	B.URIZARTE	27.968	5	1	1:41.789	1:42.143 (8)
6	11	D.GONZÁLEZ	23.865	1	G.PINI	26.553	22	J.TORRES	23.324	47	D.BOGGIO	27.989	6	54	1:41.808	1:42.157 (9)
7	27	R.SALMELA	23.909	22	J.TORRES	26.563	81	L.TONI LUCIANO	23.352	54	J.RIOS	28.006	7	67	1:41.817	1:42.074 (6)
8	67	C.O'GORMAN	23.913	11	D.GONZÁLEZ	26.565	54	J.RIOS	23.356	1	G.PINI	28.012	8	27	1:41.862	1:41.884 (3)
9	93	A.FERRÁNDEZ	23.916	27	R.SALMELA	26.578	27	R.SALMELA	23.356	27	R.SALMELA	28.019	9	93	1:41.900	1:42.058 (5)
10	26	P.ALSINA	23.922	81	L.TONI LUCIANO	26.607	93	A.FERRÁNDEZ	23.402	11	D.GONZÁLEZ	28.033	10	31	1:41.916	1:42.236 (12)
11	7	B.FERNÁNDEZ	23.944	70	K.DANIEL	26.629	47	D.BOGGIO	23.426	93	A.FERRÁNDEZ	28.037	11	51	1:42.005	1:42.175 (10)
12	1	G.PINI	23.954	43	A.BRINTON	26.631	43	A.BRINTON	23.432	12	A.DONOSO	28.083	12	13	1:42.022	1:42.097 (7)
13	81	L.TONI LUCIANO	23.962	67	C.O'GORMAN	26.646	31	G.PUGLIESE	23.443	7	B.FERNÁNDEZ	28.101	13	81	1:42.036	1:42.215 (11)
14	43	A.BRINTON	23.972	20	O.VAN TRIGT	26.652	26	P.ALSINA	23.455	81	L.TONI LUCIANO	28.115	14	26	1:42.181	1:42.356 (13)
15	70	K.DANIEL	24.006	54	J.RIOS	26.656	51	B.URIZARTE	23.455	70	K.DANIEL	28.131	15	43	1:42.239	1:42.430 (15)
16	12	A.DONOSO	24.020	26	P.ALSINA	26.659	7	B.FERNÁNDEZ	23.479	26	P.ALSINA	28.145	16	7	1:42.326	1:43.088 (19)
17	13	H.DANISH	24.029	12	A.DONOSO	26.683	20	O.VAN TRIGT	23.535	13	H.DANISH	28.164	17	12	1:42.334	1:42.486 (16)
18	51	B.URIZARTE	24.040	31	G.PUGLIESE	26.703	12	A.DONOSO	23.548	43	A.BRINTON	28.204	18	70	1:42.350	1:42.518 (17)
19	94	M.AGUILAR	24.075	17	P.ALOMAR	26.764	94	M.AGUILAR	23.558	94	M.AGUILAR	28.227	19	94	1:42.695	1:42.977 (18)
20	20	O.VAN TRIGT	24.090	7	B.FERNÁNDEZ	26.802	17	P.ALOMAR	23.574	17	P.ALOMAR	28.364	20	20	1:42.708	1:43.156 (21)
21	17	P.ALOMAR	24.125	94	M.AGUILAR	26.835	70	K.DANIEL	23.584	38	M.ROMAN	28.372	21	17	1:42.827	1:43.091 (20)
22	37	M.NIKOLIS	24.129	37	M.NIKOLIS	26.983	38	M.ROMAN	23.653	72	E.LIGUORI	28.429	22	37	1:43.286	1:43.498 (22)
23	14	E.GUTIÉRREZ	24.172	38	M.ROMAN	27.079	14	E.GUTIÉRREZ	23.670	20	O.VAN TRIGT	28.431	23	38	1:43.397	1:43.703 (23)
24	25	G.PÉREZ	24.252	14	E.GUTIÉRREZ	27.096	37	M.NIKOLIS	23.713	37	M.NIKOLIS	28.461	24	14	1:43.545	1:43.968 (24)
25	38	M.ROMAN	24.293	77	L.QUINTANS	27.198	25	G.PÉREZ	23.824	14	E.GUTIÉRREZ	28.607	25	77	1:44.203	1:44.385 (25)
26	72	E.LIGUORI	24.294	90	L.AGOSTINELLI	27.288	77	L.QUINTANS	23.846	25	G.PÉREZ	28.640	26	90	1:44.316	1:44.458 (26)
27	77	L.QUINTANS	24.348	25	G.PÉREZ	27.829	72	E.LIGUORI	23.905	90	L.AGOSTINELLI	28.667	27	72	1:44.502	
28	90	L.AGOSTINELLI	24.424	72	E.LIGUORI	27.874	90	L.AGOSTINELLI	23.937	77	L.QUINTANS	28.811	28	25	1:44.545	



ETC
Finetwork FIM JuniorGP Ricardo Tormo
Race 1

Best Top Speed


No Rider	Team	Class	Top 1		Top 2		Top 3		Top 4		Top 5		
			Kph	Lap	Kph	Lap	Kph	Lap	Kph	Lap	Kph	Lap	Avg
28 MÁXIMO QUILES	ASPAR JUNIOR TEAM		215.3	4	214.7	3	212.7	5	212.0	2	205.7	6	212,1
31 GIULIO PUGLIESE	AC RACING TEAM		215.3	11	215.3	5	215.3	4	214.0	12	214.0	3	214,8
12 ADRIANO DONOSO	TEAM HONDA LAGLISSE		214.7	3	214.0	5	212.7	4	211.4	2	209.5	6	212,5
27 RICO SALMELA	TEAM ESTRELLA GALICIA 0,0		214.0	3	213.3	11	212.7	7	212.0	12	212.0	6	212,8
70 KRISTIAN DANIEL	MRE TALENT		214.0	4	214.0	3	212.7	2	212.0	5	211.4	6	212,8
1 GUIDO PINI	AC RACING TEAM		213.3	16	213.3	11	206.3	2	203.9	10	203.9	7	208,1
37 MARIANOS NIKOLIS	ILUSION RACING		213.3	3	211.4	4	209.5	2					211,4
47 DODÓ BOGGIO	ASPAR JUNIOR TEAM		212.7	11	210.1	12	210.1	7	209.5	15	209.5	4	210,4
11 DAVID GONZÁLEZ	CUNA DE CAMPEONES		212.0	10	212.0	3	211.4	2	210.7	11	208.8	13	211,0
13 HAKIM DANISH	MONLAU MOTUL		212.0	6	212.0	4	212.0	3	211.4	2	206.9	5	210,9
67 CASEY O'GORMAN	VISIONTRACK RACING TEAM		212.0	6	211.4	2	210.7	4	209.5	7	208.8	9	210,5
94 MARC AGUILAR	TEAM LARRESPORT		212.0	2	209.5	4	208.8	3					210,1
54 JESÚS RIOS	MRE TALENT		211.4	3	210.1	6	210.1	4	208.8	14	208.2	11	209,7
93 ALBERTO FERRÁNDEZ	FINETWORK MIR JUNIOR TEAM		211.4	14	209.5	7	208.8	2	207.6	8	205.7	12	208,6
22 JESÚS TORRES	CUNA DE CAMPEONES		210.7	15	210.7	5	209.5	2	208.8	6	208.2	8	209,6
81 LORENZ TONI LUCIANO	ARTBOX		210.7	12	210.7	7	210.1	11	210.1	4	209.5	8	210,2
7 BEÑAT FERNÁNDEZ	FRANDO RACING VHC TEAM		210.1	5	209.5	2	208.8	3	206.3	4	204.5	6	207,8
38 MATTEO ROMAN	JEG RACING		210.1	2	209.5	3	207.6	4					209,1
43 AMANUEL BRINTON	TEAM ESTRELLA GALICIA 0,0		210.1	3	210.1	2	208.8	5	206.9	15	206.9	8	208,6
51 BRIAN URIARTE	TEAM ESTRELLA GALICIA 0,0		210.1	6	207.6	4	205.7	11	203.9	7	203.3	15	206,1
26 PAU ALSINA	ARTBOX		209.5	4	208.8	5	208.2	16	206.3	2	205.1	11	207,6
17 PEDRO ALOMAR	IGAXTEAM		206.9	4	205.7	2	204.5	3	202.1	7	202.1	5	204,3
20 OWEN VAN TRIGT	AGR TEAM		206.3	2	202.7	5	200.9	12	200.9	4	200.9	3	202,3
77 LEANDRO QUINTANS	TEAM LARRESPORT		205.7	2	204.5	7	203.9	8	203.3	5	203.3	4	204,1
14 EDU GUTIÉRREZ	SUPERHUGO44 TEAM		203.9	2	200.3	3	199.8	8	199.8	4	199.2	5	200,6
90 LUCA AGOSTINELLI	IGAXTEAM		203.9	5	202.7	11	202.7	7	202.7	6	202.7	4	202,9
10 VALENTINO HERRLICH	F. KOCH RENNSPORT												
25 GONZALO PÉREZ	TEAM LARRESPORT												
33 ENZO BELLON	MB38 BY MECASPORT												
72 EDOARDO LIGUORI	Pasini Racing - Dodici Motorsport												



ETC Finetwork FIM JuniorGP Ricardo Tormo After Race 1

Event maximum speed


No Rider	Team	Bike	Class	Top Speed	Lap	Session
72 EDOARDO LIGUORI	Pasini Racing - Dodici Motorsport	HONDA		216.0	16	Qualifying 1 - GR.B
1 GUIDO PINI	AC RACING TEAM	HONDA		215.3	15	Free Practice 2 - GR.A
28 MÁXIMO QUILES	ASPAR JUNIOR TEAM	HONDA		215.3	4	Race 1
31 GIULIO PUGLIESE	AC RACING TEAM	HONDA		215.3	4	Race 1
12 ADRIANO DONOSO	TEAM HONDA LAGLISSE	HONDA		214.7	3	Race 1
27 RICO SALMELA	TEAM ESTRELLA GALICIA 0,0	HONDA		214.0	3	Race 1
38 MATTEO ROMAN	JEG RACING	HONDA		214.0	5	Qualifying 1 - GR.B
7 BEÑAT FERNÁNDEZ	FRANDO RACING VHC TEAM	HONDA		214.0	17	Qualifying 1 - GR.A
70 KRISTIAN DANIEL	MRE TALENT	HONDA		214.0	3	Race 1
10 VALENTINO HERRLICH	F. KOCH RENNSPORT	HONDA		213.3	4	Free Practice 1 - GR.B
37 MARIANOS NIKOLIS	ILUSION RACING	HONDA		213.3	3	Race 1
47 DODÓ BOGGIO	ASPAR JUNIOR TEAM	HONDA		213.3	14	Qualifying 1 - GR.B
67 CASEY O'GORMAN	VISIONTRACK RACING TEAM	HONDA		213.3	4	Qualifying 2 - GR.B
90 LUCA AGOSTINELLI	IGAXTEAM	HONDA		213.3	18	Qualifying 1 - GR.A
93 ALBERTO FERRÁNDEZ	FINETWORK MIR JUNIOR TEAM	HONDA		212.7	4	Qualifying 1 - GR.B
11 DAVID GONZÁLEZ	CUNA DE CAMPEONES	HONDA		212.0	3	Race 1
13 HAKIM DANISH	MONLAU MOTUL	HONDA		212.0	4	Qualifying 2 - GR.A
18 EDOARDO BERTOLA	AC RACING TEAM	HONDA		212.0	11	Free Practice 2 - GR.A
41 YVONNE CERPA	TEAM HONDA LAGLISSE	HONDA		212.0	20	Qualifying 1 - GR.A
94 MARC AGUILAR	TEAM LARRESPORT	HONDA		212.0	2	Race 1
99 RÉMY SANJUAN	MÉCAPROJETS TEAM ADO	HONDA		212.0	14	Free Practice 2 - GR.B
54 JESÚS RIOS	MRE TALENT	HONDA		211.4	3	Race 1
6 BENJAMIN CAILLET	VILTAÍS RACING JUNIOR	HONDA		211.4	12	Free Practice 2 - GR.A
22 JESÚS TORRES	CUNA DE CAMPEONES	HONDA		210.7	5	Race 1
25 GONZALO PÉREZ	TEAM LARRESPORT	HONDA		210.7	2	Qualifying 2 - GR.A
81 LORENZ TONI LUCIANO	ARTBOX	HONDA		210.7	7	Race 1
20 OWEN VAN TRIGT	AGR TEAM	HONDA		210.1	10	Qualifying 1 - GR.A
26 PAU ALSINA	ARTBOX	HONDA		210.1	13	Free Practice 1 - GR.B
43 AMANUEL BRINTON	TEAM ESTRELLA GALICIA 0,0	HONDA		210.1	2	Race 1
51 BRIAN URIARTE	TEAM ESTRELLA GALICIA 0,0	HONDA		210.1	6	Race 1
21 RUCHÉ MOODLEY	FINETWORK MIR JUNIOR TEAM	HONDA		209.5	10	Free Practice 2 - GR.A
52 JEREMIASZ WOJCIECHOWSKI	KIDZGP BY COVACHA R.T.	HONDA		209.5	12	Qualifying 1 - GR.A
76 RHYS STEPHENSON	VISIONTRACK RACING TEAM	HONDA		209.5	2	Last Chance Race
14 EDU GUTIÉRREZ	SUPERHUGO44 TEAM	HONDA		208.8	12	Free Practice 2 - GR.A
30 MATTHIAS ROSTAGNI	MB38 BY MECASPORT	HONDA		208.8	3	Qualifying 2 - GR.A
33 ENZO BELLON	MB38 BY MECASPORT	HONDA		208.8	17	Free Practice 2 - GR.A
53 KIYANO VEIJER	ERNST DUBBINK EVENO RACING	HONDA		208.2	7	Qualifying 1 - GR.B
77 LEANDRO QUINTANS	TEAM LARRESPORT	HONDA		208.2	7	Free Practice 1 - GR.B
17 PEDRO ALOMAR	IGAXTEAM	HONDA		206.9	4	Race 1
82 KYLE AXEL PAYNE	ILUSION RACING	HONDA		206.9	6	Qualifying 2 - GR.A
34 BRITANNI BELLADONA VACCARINO	FRANDO RACING VHC TEAM	HONDA		206.3	14	Qualifying 1 - GR.B
19 LADISLAV LŐRINC	FAU55 TEY RACING	HONDA		205.7	3	Last Chance Race
3 VASILIS PANTELEAKIS	ARTBOX	HONDA		205.7	6	Last Chance Race
5 JOHANN EMMANUEL	CUNA DE CAMPEONES	HONDA		205.7	12	Qualifying 1 - GR.B
88 MOHAMMED ABDALAZIZ BINLADIN	LIQUI MOLY HUSQVARNA INTACT GP JUNIOR TEAM	HONDA		205.7	19	Qualifying 1 - GR.B
8 JONA EISENKOLB	F. KOCH RENNSPORT	HONDA		203.9	4	Free Practice 1 - GR.B
23 SPYROS FOURTHIOTIS	FIFTY MOTORSPORT	HONDA		203.3	4	Free Practice 2 - GR.B
2 LORIS SCHÖNRÖCK	F. KOCH RENNSPORT	HONDA		202.1	5	Free Practice 1 - GR.B
9 ELLIOT KASSIGIAN	MÉCAPROJETS TEAM ADO	HONDA		199.8	4	Last Chance Race
32 PANDU PADMOGANI	SF RACING	HONDA		198.1	10	Free Practice 1 - GR.B



ETC
Finetwork FIM JuniorGP Ricardo Tormo
Race 1

Fastest Lap Sequence

Elapsed	No Rider	Team	Bike	Class	Time	Kph	Lap
3:31.307	51 BRIAN URIARTE	TEAM ESTRELLA GALICIA 0,0	HONDA		1:42.768	140.3	2
3:31.442	93 ALBERTO FERRÁNDEZ	FINETWORK MIR JUNIOR TEAM	HONDA		1:42.576	140.6	2
5:15.835	11 DAVID GONZÁLEZ	CUNA DE CAMPEONES	HONDA		1:42.387	140.8	3
5:17.269	28 MÁXIMO QUILES	ASPAR JUNIOR TEAM	HONDA		1:41.816	141.6	3
6:58.492	28 MÁXIMO QUILES	ASPAR JUNIOR TEAM	HONDA		1:41.223	142.4	4




ETC Finetwork FIM JuniorGP Ricardo Tormo Race 1

Analysis by lap

Lapped ■

No	Lap Time	Gap	No	Lap Time	Gap	No	Lap Time	Gap	No	Lap Time	Gap	No	Lap Time	Gap								
Lap 1																						
51	1:48.539	0.000	90	1:45.670	21.094	90	1:44.890	24.851	93	1:42.058	1.127	11	1:42.406	3.969								
1	1:48.708	0.169	Lap 3																			
47	1:48.781	0.242	1	1:43.249	Lap 5																	
93	1:48.866	0.327	93	1:43.268	0.008	1	1:42.652	Lap 8														
67	1:48.932	0.393	51	1:43.613	0.218	28	1:41.750	0.032	28	1:41.779	Lap 10											
7	1:49.036	0.497	67	1:43.391	0.303	93	1:42.807	0.210	51	1:43.205	4.202	Lap 11										
81	1:49.289	0.750	47	1:42.864	0.347	51	1:42.859	0.325	1	1:43.084	5.544	Lap 9										
27	1:49.401	0.862	11	1:42.387	1.133	67	1:42.704	0.388	93	1:42.882	3.031	Lap 7										
26	1:49.606	1.067	7	1:43.088	1.602	11	1:42.390	0.580	51	1:43.024	3.171	Lap 6										
11	1:49.672	1.133	27	1:42.815	1.663	47	1:42.761	0.598	67	1:42.761	3.186	Lap 5										
12	1:49.839	1.300	13	1:43.047	1.745	13	1:42.097	0.703	77	1:44.732	12.148	Lap 4										
13	1:49.934	1.395	31	1:42.817	1.845	54	1:42.191	0.958	7	1:53.752	13.449	Lap 3										
70	1:50.131	1.592	54	1:42.795	2.092	27	1:42.168	1.061	90	1:45.055	27.254	Lap 2										
54	1:50.881	2.342	81	1:43.703	2.301	22	1:41.836	1.283	28	1:41.960	Lap 1											
43	1:50.950	2.411	26	1:44.053	2.473	81	1:42.230	1.614	1	1:42.560	0.568	Lap 0										
31	1:50.954	2.415	28	1:41.816	2.567	31	1:42.613	1.642	51	1:42.256	0.589	Lap 0										
17	1:51.212	2.673	43	1:43.266	2.854	26	1:42.356	2.260	93	1:42.539	0.757	Lap 0										
38	1:51.350	2.811	22	1:42.863	2.856	43	1:42.430	2.443	67	1:42.583	0.979	Lap 0										
22	1:51.449	2.910	12	1:43.871	2.998	12	1:42.486	2.603	54	1:42.601	1.567	Lap 0										
94	1:51.657	3.118	70	1:43.726	3.178	70	1:42.518	2.834	47	1:43.067	1.673	Lap 0										
28	1:51.666	3.127	94	1:43.023	3.635	17	1:43.497	4.942	11	1:43.241	1.829	Lap 0										
37	1:52.164	3.625	17	1:43.475	3.862	20	1:43.543	6.977	43	1:43.109	5.927	Lap 0										
25	1:52.395	3.856	38	1:43.703	4.440	14	1:45.436	11.041	26	1:43.521	5.962	Lap 0										
72	1:52.439	3.900	37	1:43.600	4.560	77	1:44.732	12.148	54	1:42.527	2.784	Lap 0										
14	1:52.873	4.334	20	1:43.493	5.678	90	1:45.055	27.254	47	1:42.719	2.824	Lap 0										
20	1:53.101	4.562	14	1:44.187	6.326	Lap 0																
77	1:53.722	5.183	77	1:44.688	8.539	Lap 0																
90	2:06.731	18.192	90	1:45.118	22.817	Lap 0																




ETC Finetwork FIM JuniorGP Ricardo Tormo Race 1

Analysis by lap

Lapped


No	Lap Time	Gap	No	Lap Time	Gap	No	Lap Time	Gap	No	Lap Time	Gap	No	Lap Time	Gap
70	1:43.056	9.330	90	1:44.663	49.639	12	1:43.360	9.991						
13	1:43.526	11.723				26	1:43.430	10.009						
17	1:43.932	15.527	Lap 14			51	1:44.394	10.235						
20	1:43.156	15.811	28	1:42.695		43	1:43.108	10.299						
7	1:44.177	26.192	67	1:43.283	7.895	22	1:44.761	10.529						
77	1:44.652	28.980	54	1:43.013	8.161	11	1:44.197	10.746						
14	1:45.256	30.182	1	1:43.616	8.186	13	1:43.538	15.520						
90	1:44.607	45.229	93	1:43.148	8.186	70	1:43.498	15.647						
Lap 12			27	1:43.430	8.231	17	1:44.365	22.275						
28	1:42.210		51	1:43.602	8.282	20	1:43.427	22.282						
1	1:43.243	6.577	11	1:43.442	8.356	7	1:45.154	36.702						
54	1:43.375	6.750	22	1:42.656	8.657	77	1:45.811	43.394						
93	1:43.245	6.758	47	1:42.689	8.711	14	1:46.536	49.098						
67	1:43.741	6.850	31	1:43.153	8.774	90	1:44.577	54.850						
51	1:43.502	6.857	12	1:42.609	8.977									
47	1:43.303	6.985	26	1:43.007	9.605									
11	1:43.427	7.072	43	1:42.876	9.708									
27	1:43.371	7.144	13	1:43.667	14.308									
31	1:43.239	7.193	70	1:43.397	14.355									
81	1:43.361	7.399	17	1:43.918	19.620									
22	1:42.914	8.846	20	1:45.913	21.408									
12	1:43.030	9.010	7	1:44.556	32.973									
26	1:43.023	9.168	77	1:45.449	38.033									
43	1:42.901	9.547	14	1:46.492	42.318									
70	1:45.528	12.648	90	1:44.620	51.564									
13	1:43.186	12.699	Lap 15											
20	1:43.300	16.901	28	1:42.958										
17	1:43.754	17.071	67	1:43.779	8.716									
7	1:45.037	29.019	22	1:43.175	8.874									
77	1:45.418	32.188	51	1:43.623	8.947									
14	1:46.412	34.384	93	1:43.794	9.022									
90	1:44.458	47.477	54	1:43.853	9.056									
Lap 13			27	1:43.880	9.153									
28	1:42.501		47	1:43.459	9.212									
1	1:43.189	7.265	31	1:43.531	9.347									
67	1:42.958	7.307	1	1:44.239	9.467									
51	1:43.019	7.375	11	1:44.257	9.655									
27	1:42.853	7.496	26	1:43.038	9.685									
11	1:43.038	7.609	12	1:43.718	9.737									
93	1:43.476	7.733	43	1:43.547	10.297									
54	1:43.594	7.843	13	1:43.738	15.088									
31	1:43.624	8.316	70	1:43.858	15.255									
22	1:42.351	8.696	17	1:44.354	21.016									
47	1:44.233	8.717	20	1:43.511	21.961									
12	1:42.554	9.063	7	1:44.639	34.654									
26	1:42.626	9.293	77	1:45.614	40.689									
43	1:42.481	9.527	14	1:46.308	45.668									
13	1:43.138	13.336	90	1:44.773	53.379									
70	1:43.506	13.653	Lap 16											
20	1:43.790	18.190	28	1:43.106										
17	1:43.827	18.397	1	1:42.556	8.917									
7	1:44.594	31.112	27	1:43.147	9.194									
77	1:45.592	35.279	47	1:43.209	9.315									
14	1:46.638	38.521	31	1:43.162	9.403									



ETC
Finetwork FIM JuniorGP Ricardo Tormo
Race 1
Sector Analysis

— Invalidated Lap ■ Personal Best ■ Session Best B Crossing the pit lane

Lap	Time	Sector 1	Sector 2	Sector 3	Sector 4	T.Sp	Lap	Time	Sector 1	Sector 2	Sector 3	Sector 4	T.Sp		
28	MÁXIMO QUILES						ESP	47	DODÓ BOGGIO						ITA
ASPAR JUNIOR TEAM							ASPAR JUNIOR TEAM							HONDA	
1	1:51.666	31.570	28.447	23.647	28.002		1	1:48.781	29.782	26.898	23.758	28.343			
2	1:43.787	23.956	26.580	25.150	28.101	212.0	2	1:43.404	24.710	26.762	23.727	28.205	204.5		
3	1:41.816	23.757	26.663	23.458	27.938	214.7	3	1:42.864	24.152	26.792	23.661	28.259	204.5		
4	1:41.223	23.700	26.530	23.154	27.839	215.3	4	1:42.998	24.483	26.842	23.560	28.113	209.5		
5	1:41.750	23.779	26.629	23.461	27.881	212.7	5	1:42.761	24.056	26.695	23.746	28.264	207.6		
6	1:41.960	23.844	26.565	23.381	28.170	205.7	6	1:43.067	24.178	27.134	23.619	28.136	208.2		
7	1:41.688	23.823	26.550	23.247	28.068	205.1	7	1:41.899	23.832	26.532	23.426	28.109	210.1		
8	1:41.779	23.979	26.499	23.234	28.067	204.5	8	1:42.719	23.964	26.714	23.864	28.177	205.1		
9	1:41.990	23.976	26.582	23.336	28.096	202.1	9	1:42.627	24.216	26.730	23.577	28.104	204.5		
10	1:42.189	24.091	26.585	23.347	28.166	202.7	10	1:43.420	24.397	26.837	23.813	28.373	206.9		
11	1:42.170	23.970	26.595	23.443	28.162	204.5	11	1:43.370	24.189	27.088	23.803	28.290	212.7		
12	1:42.210	24.055	26.659	23.303	28.193	203.9	12	1:43.303	24.582	26.783	23.745	28.193	210.1		
13	1:42.501	24.091	26.775	23.451	28.184	203.3	13	1:44.233	24.599	28.009	23.636	27.989	206.9		
14	1:42.695	24.123	26.794	23.536	28.242	202.7	14	1:42.689	24.350	26.622	23.651	28.066	200.9		
15	1:42.958	24.173	26.870	23.575	28.340	202.7	15	1:43.459	24.436	26.941	23.797	28.285	209.5		
16	1:43.106	24.224	26.909	23.531	28.442	202.7	16	1:43.209	24.505	27.058	23.643	28.003	207.6		
1	GUIDO PINI						ITA	31	GIULIO PUGLIESE						ITA
AC RACING TEAM							AC RACING TEAM							HONDA	
1	1:48.708	29.928	26.863	23.781	28.136		1	1:50.954	31.369	27.484	23.555	28.546			
2	1:42.745	24.392	26.564	23.549	28.240	206.3	2	1:42.776	23.979	26.703	23.932	28.162	210.7		
3	1:43.249	24.700	26.717	23.686	28.146	200.9	3	1:42.817	24.336	26.905	23.485	28.091	214.0		
4	1:42.856	24.320	26.707	23.474	28.355	203.9	4	1:42.692	24.045	26.806	23.787	28.054	215.3		
5	1:42.652	23.954	26.782	23.540	28.376	203.9	5	1:42.613	23.939	26.942	23.680	28.052	215.3		
6	1:42.560	24.441	26.575	23.532	28.012	202.7	6	1:42.799	24.042	26.801	23.753	28.203	205.1		
7	1:42.143	23.972	26.553	23.432	28.186	203.9	7	1:42.236	23.822	26.785	23.443	28.186	211.4		
8	1:43.098	24.320	26.758	23.958	28.062	201.5	8	1:43.003	24.179	26.861	23.572	28.391	212.0		
9	1:42.879	24.307	26.638	23.885	28.049	202.1	9	1:42.503	23.951	26.835	23.490	28.227	207.6		
10	1:43.588	24.249	26.805	23.989	28.545	203.9	10	1:42.635	24.020	26.861	23.495	28.259	205.7		
11	1:43.084	24.290	26.810	23.519	28.465	213.3	11	1:43.154	24.260	26.922	23.734	28.238	215.3		
12	1:43.243	24.353	26.811	23.832	28.247	201.5	12	1:43.239	24.389	26.822	23.707	28.321	214.0		
13	1:43.189	24.477	26.873	23.526	28.313	198.6	13	1:43.624	24.712	27.189	23.536	28.187	212.0		
14	1:43.616	24.484	26.841	23.669	28.622	197.5	14	1:43.153	24.074	27.165	23.661	28.253	207.6		
15	1:44.239	24.583	28.149	23.482	28.025	197.5	15	1:43.531	24.586	26.841	23.757	28.347	210.1		
16	1:42.556	24.322	26.829	23.270	28.135	213.3	16	1:43.162	24.273	27.085	23.856	27.948	212.0		
27	RICO SALMELA						FIN	12	ADRIANO DONOSO						ESP
TEAM ESTRELLA GALICIA 0,0							TEAM HONDA LAGLISSE							HONDA	
1	1:49.401	30.626	26.985	23.584	28.206		1	1:49.839	30.785	27.064	23.705	28.285			
2	1:44.149	24.655	26.963	24.261	28.270	211.4	2	1:43.990	24.332	27.129	24.150	28.379	211.4		
3	1:42.815	24.290	26.809	23.482	28.234	214.0	3	1:43.871	24.437	27.167	23.873	28.394	214.7		
4	1:42.738	23.984	27.069	23.621	28.064	206.9	4	1:42.627	24.115	26.729	23.656	28.127	212.7		
5	1:42.168	23.930	26.751	23.468	28.019	212.0	5	1:42.486	24.020	26.744	23.585	28.137	214.0		
6	1:43.026	24.094	27.106	23.714	28.112	212.0	6	1:42.536	24.052	26.750	23.643	28.091	209.5		
7	1:41.884	23.909	26.578	23.356	28.041	212.7	7	1:42.733	24.021	26.829	23.600	28.283	207.6		
8	1:42.446	23.933	26.617	23.666	28.230	205.7	8	1:43.299	24.345	27.144	23.648	28.162	205.1		
9	1:42.892	24.177	26.710	23.576	28.429	209.5	9	1:42.926	24.197	26.910	23.659	28.160	205.1		
10	1:43.408	24.307	27.007	23.758	28.336	204.5	10	1:43.017	24.320	26.725	23.764	28.208	203.3		
11	1:43.074	24.256	26.815	23.703	28.300	213.3	11	1:42.884	24.228	26.869	23.594	28.193	206.9		
12	1:43.371	24.773	26.894	23.566	28.138	212.0	12	1:43.030	24.167	26.967	23.612	28.284	204.5		
13	1:42.853	24.297	26.835	23.534	28.187	210.7	13	1:42.554	24.240	26.683	23.548	28.083	205.1		
14	1:43.430	24.374	27.094	23.686	28.276	205.7	14	1:42.609	24.159	26.686	23.647	28.117	208.2		
15	1:43.880	24.779	26.788	23.879	28.434	196.4	15	1:43.718	24.488	26.877	23.714	28.639	206.9		
16	1:43.147	24.387	27.140	23.466	28.154	209.5	16	1:43.360	24.469	26.954	23.825	28.112	207.6		



ETC


Finetwork FIM JuniorGP Ricardo Tormo

Race 1

Sector Analysis

— Invalidated Lap ■ Personal Best ■ Session Best B Crossing the pit lane


Lap	Time	Sector 1	Sector 2	Sector 3	Sector 4	T.Sp	Lap	Time	Sector 1	Sector 2	Sector 3	Sector 4	T.Sp		
26	PAU ALSINA						ESP	11	DAVID GONZÁLEZ						ESP
	ARTBOX						HONDA		CUNA DE CAMPEONES						HONDA
1	1:49.606	30.736	27.044	23.591	28.235		1	1:49.672	30.998	27.068	23.573	28.033			
2	1:43.516	24.300	26.968	23.806	28.442	206.3	2	1:43.776	24.469	26.977	24.002	28.328	211.4		
3	1:44.053	24.947	27.340	23.481	28.285	194.2	3	1:42.387	24.080	26.719	23.287	28.301	212.0		
4	1:42.939	24.191	26.950	23.619	28.179	209.5	4	1:42.565	24.081	26.651	23.672	28.161	202.7		
5	1:42.356	23.922	26.713	23.533	28.188	208.8	5	1:42.390	24.008	26.686	23.527	28.169	202.7		
6	1:42.644	24.146	26.787	23.503	28.208	203.9	6	1:43.241	24.387	27.014	23.649	28.191	205.7		
7	1:42.996	24.161	26.752	23.602	28.481	203.9	7	1:42.550	23.865	26.565	23.302	28.818	208.2		
8	1:43.521	24.429	27.289	23.658	28.145	202.1	8	1:42.641	24.232	26.864	23.344	28.201	203.9		
9	1:42.818	24.185	26.875	23.613	28.145	202.7	9	1:42.406	23.931	26.725	23.452	28.298	205.1		
10	1:43.077	24.373	26.724	23.733	28.247	203.3	10	1:43.154	24.088	26.830	23.911	28.325	212.0		
11	1:42.847	24.211	26.897	23.525	28.214	205.1	11	1:43.091	24.244	26.877	23.575	28.395	210.7		
12	1:43.023	24.330	26.950	23.455	28.288	203.9	12	1:43.427	24.519	26.795	23.607	28.506	208.8		
13	1:42.626	24.319	26.672	23.488	28.147	204.5	13	1:43.038	24.423	26.854	23.579	28.182	208.8		
14	1:43.007	24.183	26.659	23.996	28.169	203.3	14	1:43.442	24.463	27.075	23.612	28.292	205.1		
15	1:43.038	24.216	26.906	23.518	28.398	202.7	15	1:44.257	24.858	26.651	23.914	28.834	199.2		
16	1:43.430	24.315	26.915	23.797	28.403	208.2	16	1:44.197	24.446	26.860	24.150	28.741	203.3		
51	BRIAN URIARTE						ESP	13	HAKIM DANISH						MYS
	TEAM ESTRELLA GALICIA 0,0						HONDA		MONLAU MOTUL						HONDA
1	1:48.539	29.583	26.897	23.691	28.368		1	1:49.934	31.171	27.151	23.448	28.164			
2	1:42.768	24.262	26.610	23.570	28.326	199.2	2	1:43.466	24.336	26.939	23.996	28.195	211.4		
3	1:43.613	24.532	26.784	23.654	28.643	198.1	3	1:43.047	24.286	27.027	23.508	28.226	212.0		
4	1:42.756	24.483	26.709	23.528	28.036	207.6	4	1:42.369	24.029	26.697	23.292	28.351	212.0		
5	1:42.859	24.163	26.605	23.749	28.342	203.3	5	1:42.097	24.039	26.537	23.307	28.214	206.9		
6	1:42.256	24.040	26.555	23.482	28.179	210.1	6	1:47.543	24.340	27.129	27.442	28.632	212.0		
7	1:42.175	24.210	26.542	23.455	27.968	203.9	7	1:42.986	24.151	26.782	23.511	28.542	202.1		
8	1:42.840	24.184	26.794	23.620	28.242	203.3	8	1:43.015	24.250	26.893	23.488	28.384	200.9		
9	1:43.024	24.258	26.683	23.651	28.432	200.9	9	1:42.947	24.229	26.801	23.565	28.352	200.9		
10	1:43.451	24.601	26.774	23.660	28.416	201.5	10	1:42.811	24.039	26.763	23.559	28.450	200.9		
11	1:43.302	24.249	26.883	23.976	28.194	205.7	11	1:43.526	24.169	27.111	23.678	28.568	202.7		
12	1:43.502	24.597	26.700	23.467	28.738	200.9	12	1:43.186	24.271	26.877	23.579	28.459	200.3		
13	1:43.019	24.527	26.786	23.514	28.192	199.8	13	1:43.138	24.301	26.857	23.621	28.359	199.8		
14	1:43.602	24.129	26.879	23.736	28.858	201.5	14	1:43.667	24.431	26.940	23.707	28.589	199.8		
15	1:43.623	24.194	26.782	24.403	28.244	203.3	15	1:43.738	24.561	26.760	23.764	28.653	199.2		
16	1:44.394	24.340	26.668	23.456	29.930	202.1	16	1:43.538	24.421	26.765	23.803	28.549	198.1		
43	AMANUEL BRINTON						GBR	70	KRISTIAN DANIEL						USA
	TEAM ESTRELLA GALICIA 0,0						HONDA		MRE TALENT						HONDA
1	1:50.950	31.056	27.428	23.769	28.697		1	1:50.131	30.872	27.371	23.757	28.131			
2	1:43.340	24.345	26.831	23.752	28.412	210.1	2	1:44.023	24.242	27.061	24.243	28.477	212.7		
3	1:43.266	24.158	27.160	23.517	28.431	210.1	3	1:43.726	24.350	27.151	23.848	28.377	214.0		
4	1:42.667	24.106	26.811	23.546	28.204	206.3	4	1:42.646	24.104	26.809	23.584	28.149	214.0		
5	1:42.430	23.972	26.719	23.479	28.260	208.8	5	1:42.518	24.006	26.722	23.620	28.170	212.0		
6	1:42.735	24.063	26.845	23.486	28.341	206.9	6	1:42.649	24.023	26.766	23.657	28.203	211.4		
7	1:43.099	24.127	26.979	23.573	28.420	206.3	7	1:43.062	24.013	26.629	23.985	28.435	210.7		
8	1:43.109	24.222	27.014	23.600	28.273	206.9	8	1:43.094	24.040	27.082	23.806	28.166	208.2		
9	1:43.424	24.380	26.947	23.695	28.402	200.9	9	1:43.285	24.244	26.913	23.912	28.216	209.5		
10	1:43.201	24.307	26.741	23.544	28.609	201.5	10	1:43.158	24.270	26.754	23.808	28.326	206.3		
11	1:42.653	24.184	26.704	23.432	28.333	200.9	11	1:43.056	24.204	26.788	23.748	28.316	206.9		
12	1:42.901	24.178	26.687	23.495	28.541	202.1	12	1:45.528	24.131	27.016	25.803	28.578	205.7		
13	1:42.481	24.114	26.642	23.488	28.237	202.1	13	1:43.506	24.534	26.901	23.775	28.296	193.6		
14	1:42.876	24.087	26.631	23.678	28.480	205.1	14	1:43.397	24.398	26.784	23.748	28.467	201.5		
15	1:43.547	24.225	26.962	23.742	28.618	206.9	15	1:43.858	24.659	26.714	23.937	28.548	198.1		
16	1:43.108	24.287	26.826	23.723	28.272	201.5	16	1:43.498	24.534	26.824	23.731	28.409	202.1		



ETC
Finetwork FIM JuniorGP Ricardo Tormo
Race 1
Sector Analysis

— Invalidated Lap ■ Personal Best ■ Session Best B Crossing the pit lane

Lap	Time	Sector 1	Sector 2	Sector 3	Sector 4	T.Spd	Lap	Time	Sector 1	Sector 2	Sector 3	Sector 4	T.Spd		
22	JESÚS TORRES CUNA DE CAMPEONES						ESP HONDA	7	BEÑAT FERNÁNDEZ FRANCO RACING VHC TEAM						ESP HONDA
1	1:51.449	31.669	27.805	23.685	28.290		1	1:49.036	30.312	26.802	23.821	28.101			
2	1:43.246	24.395	26.972	23.463	28.416	209.5	2	1:44.180	24.635	27.228	23.975	28.342	209.5		
3	1:42.863	24.137	26.962	23.616	28.148	204.5	3	1:43.088	24.236	27.061	23.479	28.312	208.8		
4	1:42.099	23.899	26.751	23.444	28.005	207.6	4	1:43.603	24.756	26.917	23.740	28.190	206.3		
5	1:41.836	23.827	26.563	23.440	28.006	210.7	5	1:53.752	23.944	36.288	24.552	28.968	210.1		
6	1:44.424	23.985	26.810	25.558	28.071	208.8	6	1:43.756	24.318	27.266	23.750	28.422	204.5		
7	1:42.431	24.049	26.696	23.537	28.149	208.2	7	1:43.582	24.301	26.915	23.720	28.646	203.9		
8	1:42.814	23.983	27.039	23.488	28.304	208.2	8	1:44.067	24.602	27.120	23.811	28.534	200.9		
9	1:42.982	24.286	26.850	23.614	28.232	199.8	9	1:44.304	24.595	27.135	23.968	28.606	199.8		
10	1:43.009	24.320	26.818	23.521	28.350	198.6	10	1:44.665	24.647	26.971	24.156	28.891	200.3		
11	1:43.007	24.244	26.827	23.532	28.404	202.1	11	1:44.177	24.559	27.090	23.826	28.702	200.9		
12	1:42.914	24.351	26.785	23.324	28.454	199.2	12	1:45.037	24.699	27.347	23.946	29.045	199.2		
13	1:42.351	24.200	26.683	23.371	28.097	199.2	13	1:44.594	24.767	27.296	23.892	28.639	199.2		
14	1:42.656	24.048	26.907	23.405	28.296	202.7	14	1:44.556	24.686	27.224	23.999	28.647	199.2		
15	1:43.175	24.200	26.818	23.712	28.445	210.7	15	1:44.639	24.653	27.182	24.010	28.794	199.8		
16	1:44.761	24.413	27.092	25.303	27.953	205.1	16	1:45.154	24.645	27.357	24.079	29.073	198.6		
17	PEDRO ALOMAR IGAXTEAM						ESP HONDA	77	LEANDRO QUINTANS TEAM LARREPORT						FRA HONDA
1	1:51.212	31.510	27.526	23.812	28.364		1	1:53.722	32.799	27.669	24.321	28.933			
2	1:43.877	24.919	27.015	23.574	28.369	205.7	2	1:44.831	24.359	27.391	24.009	29.072	205.7		
3	1:43.475	24.473	27.015	23.615	28.372	204.5	3	1:44.688	24.492	27.348	23.951	28.897	202.7		
4	1:43.091	24.125	26.866	23.605	28.495	206.9	4	1:44.385	24.348	27.250	23.851	28.936	203.3		
5	1:43.497	24.282	27.035	23.646	28.534	202.1	5	1:44.732	24.461	27.405	23.923	28.943	203.3		
6	1:43.679	24.426	27.058	23.727	28.468	199.2	6	1:44.564	24.411	27.390	23.952	28.811	202.7		
7	1:43.166	24.267	26.764	23.608	28.527	202.1	7	1:45.008	24.425	27.198	24.280	29.105	204.5		
8	1:43.495	24.366	27.010	23.655	28.464	200.3	8	1:44.615	24.523	27.302	23.959	28.831	203.9		
9	1:43.992	24.566	26.982	23.799	28.645	199.2	9	1:45.143	24.474	27.306	24.310	29.053	202.1		
10	1:44.129	24.489	27.046	23.819	28.775	195.8	10	1:44.658	24.436	27.246	23.997	28.979	200.9		
11	1:43.932	24.455	27.052	23.741	28.684	198.1	11	1:44.652	24.502	27.296	23.846	29.008	200.9		
12	1:43.754	24.698	27.023	23.583	28.450	196.4	12	1:45.418	24.574	27.320	24.103	29.421	199.8		
13	1:43.827	24.546	26.967	23.800	28.514	198.1	13	1:45.592	24.751	27.496	24.076	29.269	197.5		
14	1:43.918	24.483	27.003	23.756	28.676	200.3	14	1:45.449	24.667	27.513	24.142	29.127	197.5		
15	1:44.354	24.609	27.093	23.876	28.776	195.8	15	1:45.614	24.814	27.400	24.088	29.312	197.5		
16	1:44.365	24.707	27.043	23.904	28.711	194.7	16	1:45.811	24.794	27.398	24.282	29.337	195.8		
20	OWEN VAN TRIGT AGR TEAM						NLD HONDA	14	EDU GUTIÉRREZ SUPERHUGO44 TEAM						ESP HONDA
1	1:53.101	32.344	27.940	24.135	28.682		1	1:52.873	31.856	28.402	24.008	28.607			
2	1:43.786	24.175	27.148	23.737	28.726	206.3	2	1:43.968	24.172	27.180	23.724	28.892	203.9		
3	1:43.493	24.253	26.937	23.612	28.691	200.9	3	1:44.187	24.444	27.096	23.670	28.977	200.3		
4	1:43.264	24.283	26.916	23.561	28.504	200.9	4	1:44.787	24.437	27.248	23.954	29.148	199.8		
5	1:43.543	24.090	26.934	23.761	28.758	202.7	5	1:45.436	24.455	27.527	24.177	29.277	199.2		
6	1:43.787	24.306	27.049	23.838	28.594	198.6	6	1:45.581	24.616	27.560	24.143	29.262	196.4		
7	1:43.258	24.265	26.889	23.577	28.527	199.2	7	1:44.708	24.628	27.373	23.855	28.852	196.4		
8	1:43.420	24.405	26.907	23.603	28.505	198.1	8	1:44.568	24.519	27.242	23.882	28.925	199.8		
9	1:43.663	24.402	26.940	23.723	28.598	196.9	9	1:45.532	24.671	27.473	24.178	29.210	198.6		
10	1:43.358	24.335	26.778	23.627	28.618	197.5	10	1:45.304	24.740	27.532	23.967	29.065	194.2		
11	1:43.156	24.289	26.888	23.548	28.431	199.8	11	1:45.256	24.676	27.464	23.939	29.177	198.6		
12	1:43.300	24.363	26.869	23.535	28.533	200.9	12	1:46.412	24.944	27.749	24.319	29.400	195.8		
13	1:43.790	24.528	27.007	23.674	28.581	196.4	13	1:46.638	24.969	27.891	24.366	29.412	195.3		
14	1:45.913	24.472	26.963	25.959	28.519	195.8	14	1:46.492	25.059	27.725	24.322	29.386	194.7		
15	1:43.511	24.312	27.059	23.628	28.512	197.5	15	1:46.308	24.964	27.610	24.296	29.438	193.6		
16	1:43.427	24.212	26.652	23.944	28.619	197.5	16	1:46.536	25.056	27.741	24.281	29.458	194.2		



ETC


Finetwork FIM JuniorGP Ricardo Tormo

Race 1

Sector Analysis

— Invalidated Lap ■ Personal Best ■ Session Best B Crossing the pit lane

Lap	Time	Sector 1	Sector 2	Sector 3	Sector 4	T.Sp	Lap	Time	Sector 1	Sector 2	Sector 3	Sector 4	T.Sp		
90	LUCA AGOSTINELLI						VNM	54	JESÚS RIOS						ESP
	IGAXTEAM						HONDA		MRE TALENT						HONDA
1	2:06.731	45.086	27.963	24.504	29.178		1	1:50.881	31.689	27.380	23.580	28.232			
2	1:45.670	24.845	27.666	24.094	29.065	200.3	2	1:43.118	24.237	26.687	23.899	28.295	200.3		
3	1:45.118	24.637	27.403	24.050	29.028	202.1	3	1:42.795	24.152	26.944	23.520	28.179	211.4		
4	1:44.890	24.533	27.373	23.994	28.990	202.7	4	1:42.183	23.966	26.739	23.393	28.085	210.1		
5	1:45.055	24.504	27.294	24.160	29.097	203.9	5	1:42.191	23.790	26.910	23.388	28.103	206.3		
6	1:44.720	24.475	27.360	24.111	28.774	202.7	6	1:42.601	23.907	26.816	23.462	28.416	210.1		
7	1:45.472	24.547	27.958	24.069	28.898	202.7	7	1:42.157	24.024	26.771	23.356	28.006	203.9		
8	1:44.965	24.652	27.429	24.126	28.758	201.5	8	1:42.527	23.950	26.656	23.715	28.206	206.9		
9	1:45.107	24.668	27.346	24.228	28.865	199.8	9	1:42.913	24.081	26.697	23.724	28.411	205.1		
10	1:44.912	24.642	27.373	24.031	28.866	201.5	10	1:42.962	24.251	26.824	23.593	28.294	205.7		
11	1:44.607	24.500	27.315	24.067	28.725	202.7	11	1:43.275	24.324	26.800	23.743	28.408	208.2		
12	1:44.458	24.487	27.288	23.937	28.744	200.9	12	1:43.375	24.400	26.671	23.555	28.749	203.3		
13	1:44.663	24.613	27.378	23.977	28.695	200.3	13	1:43.594	24.900	26.784	23.698	28.212	194.2		
14	1:44.620	24.605	27.337	24.011	28.667	200.3	14	1:43.013	24.116	26.821	23.676	28.400	208.8		
15	1:44.773	24.564	27.310	23.946	28.953	201.5	15	1:43.853	24.513	26.874	24.006	28.460	200.9		
16	1:44.577	24.424	27.340	23.949	28.864	202.1									
67	CASEY O'GORMAN						IRL	81	LORENZ TONI LUCIANO						BEL
	VISIONTRACK RACING TEAM						HONDA		ARTBOX						HONDA
1	1:48.932	30.126	26.937	23.707	28.162		1	1:49.289	30.539	26.839	23.705	28.206			
2	1:42.682	24.355	26.829	23.378	28.120	211.4	2	1:44.011	24.411	26.756	23.580	29.264	207.6		
3	1:43.391	24.368	26.853	23.577	28.593	208.2	3	1:43.703	24.674	26.952	23.807	28.270	208.2		
4	1:42.889	24.257	26.794	23.432	28.406	210.7	4	1:42.591	24.149	26.708	23.498	28.236	210.1		
5	1:42.704	24.081	26.722	23.372	28.529	206.3	5	1:42.230	24.069	26.636	23.352	28.173	205.1		
6	1:42.583	24.192	27.057	23.298	28.036	212.0	6	1:42.364	23.985	26.768	23.496	28.115	205.1		
7	1:42.074	23.913	26.694	23.395	28.072	209.5	7	1:42.516	24.115	26.607	23.411	28.383	210.7		
8	1:42.829	24.121	26.746	24.002	27.960	207.6	8	1:42.215	23.962	26.680	23.404	28.169	209.5		
9	1:42.761	24.376	26.646	23.580	28.159	208.8	9	1:42.624	24.097	26.614	23.595	28.318	206.3		
10	1:43.205	24.380	26.823	23.589	28.413	203.3	10	1:43.185	24.440	26.703	23.625	28.417	205.7		
11	1:43.287	24.206	26.942	23.630	28.509	203.9	11	1:43.538	24.213	27.193	23.674	28.458	210.1		
12	1:43.741	24.403	26.863	24.065	28.410	200.3	12	1:43.361	24.418	27.208	23.512	28.223	210.7		
13	1:42.958	24.125	27.022	23.587	28.224	201.5									
14	1:43.283	24.193	26.830	23.707	28.553	202.1									
15	1:43.779	24.424	26.873	23.973	28.509	200.9									
93	ALBERTO FERRÁNDEZ						ESP	94	MARC AGUILAR						ESP
	FINETWORK MIR JUNIOR TEAM						HONDA		TEAM LARRESPORT						HONDA
1	1:48.866	30.002	26.918	23.742	28.204		1	1:51.657	31.987	27.778	23.558	28.334			
2	1:42.576	24.087	26.646	23.710	28.133	208.8	2	1:43.657	24.342	27.253	23.835	28.227	212.0		
3	1:43.268	24.204	26.908	23.571	28.585	202.7	3	1:43.023	24.183	26.835	23.586	28.419	208.8		
4	1:42.903	24.424	26.650	23.522	28.307	202.7	4	1:42.977	24.107	26.857	23.642	28.371	209.5		
5	1:42.807	24.062	26.678	23.585	28.482	202.1									
6	1:42.539	24.294	26.653	23.499	28.093	205.7									
7	1:42.058	23.916	26.545	23.402	28.195	209.5									
8	1:42.791	23.947	27.005	23.752	28.087	207.6									
9	1:42.882	24.057	26.830	23.608	28.387	200.3									
10	1:43.301	24.374	26.811	23.603	28.513	199.2									
11	1:43.750	24.355	27.060	23.886	28.449	199.8									
12	1:43.245	24.502	26.692	23.941	28.110	205.7									
13	1:43.476	24.874	27.126	23.439	28.037	195.8									
14	1:43.148	23.931	27.023	23.868	28.326	211.4									
15	1:43.794	24.372	26.763	24.141	28.518	199.2									
38	MATTEO ROMAN						FRA	37	MARIANOS NIKOLIS						AUS
	JEG RACING						HONDA		ILUSION RACING						HONDA
1	1:51.350	31.183	27.864	23.931	28.372		1	1:52.164	31.532	27.766	24.347	28.519			
2	1:44.089	24.385	27.139	23.906	28.659	210.1	2	1:43.498	24.229	26.983	23.825	28.461	209.5		
3	1:43.703	24.293	27.079	23.653	28.678	209.5	3	1:43.600	24.229	27.058	23.750	28.563	213.3		
4	1:43.843	24.381	27.105	23.721	28.636	207.6	4	1:43.746	24.129	27.137	23.713	28.767	211.4		
25	GONZALO PÉREZ						ESP	25	GONZALO PÉREZ						ESP
	TEAM LARRESPORT						HONDA		TEAM LARRESPORT						HONDA



ETC
Finetwork FIM JuniorGP Ricardo Tormo
Race 1

Sector Analysis

— Invalidated Lap ■ Personal Best ■ Session Best B Crossing the pit lane

Lap	Time	Sector 1	Sector 2	Sector 3	Sector 4	T.Sp	Lap	Time	Sector 1	Sector 2	Sector 3	Sector 4	T.Sp
1	1:52.395	32.102	27.829	23.824	28.640								

72	EDOARDO LIGUORI	ITA
	Pasini Racing - Dodici Motorsport	HONDA

1	1:52.439	32.231	27.874	23.905	28.429	
---	----------	--------	--------	--------	--------	--