

**ETC**  
Finetwork FIM JuniorGP Ricardo Tormo  
Race 2 (16 Laps, 64,1 km.)

**Classification**

No Rider	Nat	Team	Bike	Tires	Cl.	Laps	Total Time	Gap	Kph	Best Lap		
										Lap	Time	Kph
1	28	MÁXIMO QUILES	ESP	ASPAR JUNIOR TEAM	HONDA	16	27:28.908	-	139.9	2	1:41.695	141.8
2	51	BRIAN URIARTE	ESP	TEAM ESTRELLA GALICIA 0,0	HONDA	16	27:32.603	+3.695	139.6	13	1:42.434	140.8
3	93	ALBERTO FERRÁNDEZ	ESP	FINETWORK MIR JUNIOR TEAM	HONDA	16	27:32.609	+3.701	139.6	8	1:42.448	140.7
4	47	DODÓ BOGGIO	ITA	ASPAR JUNIOR TEAM	HONDA	16	27:32.693	+3.785	139.6	15	1:42.411	140.8
5	54	JESÚS RIOS	ESP	MRE TALENT	HONDA	16	27:32.727	+3.819	139.6	5	1:42.150	141.1
6	1	GUIDO PINI	ITA	AC RACING TEAM	HONDA	16	27:32.797	+3.889	139.6	16	1:42.204	141.1
7	27	RICO SALMELA	FIN	TEAM ESTRELLA GALICIA 0,0	HONDA	16	27:33.004	+4.096	139.6	8	1:42.502	140.7
8	31	GIULIO PUGLIESE	ITA	AC RACING TEAM	HONDA	16	27:36.938	+8.030	139.2	4	1:42.397	140.8
9	22	JESÚS TORRES	ESP	CUNA DE CAMPEONES	HONDA	16	27:37.001	+8.093	139.2	4	1:42.624	140.5
10	11	DAVID GONZÁLEZ	ESP	CUNA DE CAMPEONES	HONDA	16	27:39.348	+10.440	139.0	3	1:42.540	140.6
11	7	BEÑAT FERNÁNDEZ	ESP	FRANCO RACING VHC TEAM	HONDA	16	27:40.541	+11.633	138.9	2	1:42.504	140.7
12	72	EDOARDO LIGUORI	ITA	Pasini Racing - Dodici Motorsport	HONDA	16	27:42.869	+13.961	138.7	6	1:42.946	140.1
13	13	HAKIM DANISH	MYS	MONLAU MOTUL	HONDA	16	27:43.148	+14.240	138.7	4	1:42.995	140.0
14	26	PAU ALSINA	ESP	ARTBOX	HONDA	16	27:43.251	+14.343	138.7	8	1:42.927	140.1
15	12	ADRIANO DONOSO	ESP	TEAM HONDA LAGLISSE	HONDA	16	27:44.220	+15.312	138.6	15	1:42.751	140.3
16	17	PEDRO ALOMAR	ESP	IGAXTEAM	HONDA	16	27:44.231	+15.323	138.6	4	1:42.948	140.1
17	94	MARC AGUILAR	ESP	TEAM LARRESPORT	HONDA	16	28:03.104	+34.196	137.1	2	1:43.662	139.1
18	90	LUCA AGOSTINELLI	VNM	IGAXTEAM	HONDA	16	28:03.115	+34.207	137.1	7	1:43.649	139.1
19	43	AMANUEL BRINTON	GBR	TEAM ESTRELLA GALICIA 0,0	HONDA	16	28:03.245	+34.337	137.0	5	1:43.323	139.5
20	25	GONZALO PÉREZ	ESP	TEAM LARRESPORT	HONDA	16	28:03.294	+34.386	137.0	3	1:43.726	139.0
21	20	OWEN VAN TRIGT	NLD	AGR TEAM	HONDA	16	28:03.401	+34.493	137.0	6	1:43.368	139.5
22	37	MARIANOS NIKOLIS	AUS	ILUSION RACING	HONDA	16	28:03.645	+34.737	137.0	4	1:43.854	138.8
23	10	VALENTINO HERRLICH	DEU	F. KOCH RENNSPORT	HONDA	16	28:03.701	+34.793	137.0	9	1:43.776	138.9
24	33	ENZO BELLON	FRA	MB38 BY MECASPORT	HONDA	16	28:06.660	+37.752	136.8	4	1:44.410	138.1
25	14	EDU GUTIÉRREZ	ESP	SUPERHUGO44 TEAM	HONDA	16	28:06.687	+37.779	136.8	2	1:44.377	138.1
26	41	YVONNE CERPA	ESP	TEAM HONDA LAGLISSE	HONDA	16	28:06.708	+37.800	136.8	5	1:44.139	138.4
27	77	LEANDRO QUINTANS	FRA	TEAM LARRESPORT	HONDA	16	28:23.621	+54.713	135.4	2	1:45.028	137.3
<b>Retired</b>												
81	LORENZ TONI LUCIANO	BEL	ARTBOX	HONDA	5	9:00.682				2	1:44.707	137.7
18	EDOARDO BERTOLA	ITA	AC RACING TEAM	HONDA	1	7:19.440						
70	KRISTIAN DANIEL	USA	MRE TALENT	HONDA								

**Pole Position:**

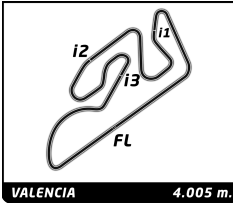
**Fastest Lap:**

Lap2	MÁXIMO QUILES	1:41.695	141.8 Kph
------	---------------	----------	-----------

Published at: .....

Track Status: **DRY**


<b>Clerk of the Course:</b> Carlos Rodrigo	<b>Timekeeper:</b> Yaiza Bonet
---	-----------------------------------



**ETC**  
Finetwork FIM JuniorGP Ricardo Tormo  
Race 2

Lap Chart


No	Pos	Grid	Lap															
			1	2	3	4	5	6	7	8	9	10	11	12	13	14	15	16
28	1	28	28	28	28	28	28	28	28	28	28	28	28	28	28	28	28	28
51	2	51	1	1	47	51	47	93	47	1	93	1	1	1	47	1	51	51
47	3	47	51	51	1	47	51	51	51	93	47	93	93	93	51	51	47	93
1	4	1	47	54	93	93	93	47	1	47	1	47	47	93	93	93	47	93
93	5	93	93	93	7	7	1	1	93	27	51	51	27	51	1	54	54	54
27	6	27	54	47	51	1	27	27	27	51	27	27	51	27	54	47	27	1
11	7	11	7	7	27	27	7	7	7	7	54	54	54	54	27	27	1	27
54	8	54	27	27	54	54	54	54	54	54	7	7	7	22	22	31	31	31
31	9	31	81	13	26	11	11	22	11	11	31	11	31	7	31	22	22	22
7	10	7	13	26	13	13	22	11	22	31	22	31	11	31	7	11	11	11
12	11	12	26	22	12	22	13	26	13	22	11	22	22	11	11	7	7	7
26	12	26	22	12	11	12	26	31	31	13	26	26	13	13	26	26	72	72
13	13	13	12	11	22	26	31	13	26	26	13	13	26	26	13	13	26	13
81	14	81	17	72	72	17	17	17	17	17	72	72	72	72	72	72	13	26
22	15	22	72	81	17	31	12	12	12	72	17	17	17	17	17	17	17	12
43	16	43	11	17	31	72	72	72	12	12	12	12	12	12	12	12	12	17
72	17	72	94	94	81	25	94	25	43	43	90	90	25	90	90	90	90	94
25	18	25	25	31	25	94	43	43	25	25	25	25	94	43	43	94	25	90
94	19	94	10	25	94	81	25	94	94	90	94	20	90	25	25	25	43	43
10	20	10	37	10	10	43	10	10	90	20	20	94	43	20	94	43	20	25
70	21	70	31	43	43	10	90	90	20	94	43	43	20	94	10	20	94	20
20	22	20	14	14	14	90	37	37	37	37	10	10	10	10	37	10	10	37
17	23	17	33	37	90	37	41	20	10	10	37	37	37	37	20	37	37	10
37	24	37	20	90	37	14	14	41	41	41	41	41	41	41	41	41	41	33
77	25	77	43	33	33	33	20	14	14	14	33	33	33	33	14	33	33	14
90	26	90	90	20	41	41	33	33	33	33	14	14	14	14	33	14	14	41
33	27	33	41	41	20	20	77	77	77	77	77	77	77	77	77	77	77	77
14	28	14	77	77	77	77	81											
41	29	41	18															
18	30	18																



**ETC**  
Finetwork FIM JuniorGP Ricardo Tormo  
Race 2

Best Sector Times

Sector 1			Sector 2			Sector 3			Sector 4			Pos	No	Ideal Lap	Best Lap	
Pos	No	Rider	Time	No	Rider	Time	No	Rider	Time	No	Rider					Time
1	11	D.GONZÁLEZ	23.824	47	D.BOGGIO	26.533	28	M.QUILES	23.271	1	G.PINI	27.944	1	28	1:41.691	1:41.695 (1)
2	28	M.QUILES	23.838	93	A.FERRÁNDEZ	26.552	1	G.PINI	23.287	47	D.BOGGIO	27.965	2	47	1:41.827	1:42.411 (5)
3	54	J.RIOS	23.875	31	G.PUGLIESE	26.577	51	B.URIARTE	23.341	28	M.QUILES	27.993	3	1	1:41.867	1:42.204 (3)
4	31	G.PUGLIESE	23.884	28	M.QUILES	26.589	54	J.RIOS	23.356	7	B.FERNÁNDEZ	28.008	4	54	1:41.868	1:42.150 (2)
5	47	D.BOGGIO	23.920	1	G.PINI	26.605	11	D.GONZÁLEZ	23.365	54	J.RIOS	28.029	5	11	1:41.984	1:42.540 (10)
6	22	J.TORRES	23.956	54	J.RIOS	26.608	93	A.FERRÁNDEZ	23.389	51	B.URIARTE	28.068	6	93	1:42.081	1:42.448 (7)
7	7	B.FERNÁNDEZ	24.001	11	D.GONZÁLEZ	26.627	13	H.DANISH	23.402	93	A.FERRÁNDEZ	28.069	7	31	1:42.087	1:42.397 (4)
8	13	H.DANISH	24.029	27	R.SALMELA	26.643	47	D.BOGGIO	23.409	27	R.SALMELA	28.095	8	51	1:42.111	1:42.434 (6)
9	51	B.URIARTE	24.030	22	J.TORRES	26.670	31	G.PUGLIESE	23.414	11	D.GONZÁLEZ	28.168	9	7	1:42.220	1:42.504 (9)
10	1	G.PINI	24.031	51	B.URIARTE	26.672	27	R.SALMELA	23.419	12	A.DONOSO	28.198	10	27	1:42.249	1:42.502 (8)
11	93	A.FERRÁNDEZ	24.071	12	A.DONOSO	26.712	22	J.TORRES	23.445	22	J.TORRES	28.205	11	22	1:42.276	1:42.624 (11)
12	72	E.LIGUORI	24.090	7	B.FERNÁNDEZ	26.718	12	A.DONOSO	23.453	31	G.PUGLIESE	28.212	12	12	1:42.537	1:42.751 (12)
13	27	R.SALMELA	24.092	72	E.LIGUORI	26.721	7	B.FERNÁNDEZ	23.493	26	P.ALSINA	28.266	13	13	1:42.562	1:42.995 (16)
14	25	G.PÉREZ	24.117	26	P.ALSINA	26.744	17	P.ALOMAR	23.501	13	H.DANISH	28.307	14	72	1:42.690	1:42.946 (14)
15	12	A.DONOSO	24.174	20	O.VAN TRIGT	26.753	72	E.LIGUORI	23.503	17	P.ALOMAR	28.330	15	26	1:42.757	1:42.927 (13)
16	26	P.ALSINA	24.184	17	P.ALOMAR	26.781	20	O.VAN TRIGT	23.503	20	O.VAN TRIGT	28.370	16	17	1:42.808	1:42.948 (15)
17	43	A.BRINTON	24.190	43	A.BRINTON	26.821	26	P.ALSINA	23.563	72	E.LIGUORI	28.376	17	20	1:42.871	1:43.368 (18)
18	17	P.ALOMAR	24.196	13	H.DANISH	26.824	43	A.BRINTON	23.678	43	A.BRINTON	28.411	18	43	1:43.100	1:43.323 (17)
19	90	L.AGOSTINELLI	24.198	94	M.AGUILAR	26.941	14	E.GUTIÉRREZ	23.729	90	L.AGOSTINELLI	28.426	19	90	1:43.398	1:43.649 (19)
20	20	O.VAN TRIGT	24.245	90	L.AGOSTINELLI	26.983	94	M.AGUILAR	23.731	94	M.AGUILAR	28.464	20	94	1:43.486	1:43.662 (20)
21	14	E.GUTIÉRREZ	24.254	25	G.PÉREZ	27.003	10	V.HERRLICH	23.752	37	M.NIKOLIS	28.514	21	25	1:43.555	1:43.726 (21)
22	41	Y.CERPA	24.273	81	L.TONI LUCIANO	27.029	81	L.TONI LUCIANO	23.762	81	L.TONI LUCIANO	28.525	22	41	1:43.679	1:44.139 (24)
23	37	M.NIKOLIS	24.281	41	Y.CERPA	27.061	90	L.AGOSTINELLI	23.791	41	Y.CERPA	28.527	23	10	1:43.691	1:43.776 (22)
24	10	V.HERRLICH	24.340	10	V.HERRLICH	27.071	41	Y.CERPA	23.818	10	V.HERRLICH	28.528	24	37	1:43.743	1:43.854 (23)
25	94	M.AGUILAR	24.350	14	E.GUTIÉRREZ	27.097	25	G.PÉREZ	23.823	25	G.PÉREZ	28.612	25	14	1:43.937	1:44.377 (25)
26	33	E.BELLON	24.436	37	M.NIKOLIS	27.117	37	M.NIKOLIS	23.831	33	E.BELLON	28.636	26	81	1:44.009	1:44.707 (27)
27	77	L.QUINTANS	24.530	33	E.BELLON	27.198	33	E.BELLON	23.852	14	E.GUTIÉRREZ	28.857	27	33	1:44.122	1:44.410 (26)
28	81	L.TONI LUCIANO	24.693	77	L.QUINTANS	27.439	77	L.QUINTANS	23.945	77	L.QUINTANS	28.924	28	77	1:44.838	1:45.028 (28)




**ETC**

Finetwork FIM JuniorGP Ricardo Tormo  
Race 2

Best Top Speed


No Rider	Team	Class	Top 1		Top 2		Top 3		Top 4		Top 5		
			Kph	Lap	Kph	Lap	Kph	Lap	Kph	Lap	Kph	Lap	Avg
31	GIULIO PUGLIESE	AC RACING TEAM	213.3	2	211.4	6	210.7	5	209.5	3	208.8	10	210,7
90	LUCA AGOSTINELLI	IGAXTEAM	212.7	2	211.4	3	209.5	5	208.2	8	208.2	4	210,0
7	BEÑAT FERNÁNDEZ	FRANCO RACING VHC TEAM	212.0	7	208.2	4	206.9	6	206.9	3	206.3	8	208,1
72	EDOARDO LIGUORI	Pasini Racing - Dodici Motorsport	212.0	2	208.8	4	208.2	3	206.3	15	206.3	8	208,3
1	GUIDO PINI	AC RACING TEAM	210.7	14	206.3	7	206.3	6	205.1	8	204.5	16	206,6
37	MARIANOS NIKOLIS	ILUSION RACING	210.7	13	210.7	2	209.5	15	208.2	5	208.2	4	209,5
10	VALENTINO HERRLICH	F. KOCH RENNSPORT	210.1	15	208.8	13	208.2	10	208.2	2	207.6	11	208,6
41	YVONNE CERPA	TEAM HONDA LAGLISSE	210.1	3	205.7	5	204.5	2	202.7	6	200.3	8	204,7
54	JESÚS RIOS	MRE TALENT	210.1	6	208.8	14	207.6	2	206.9	11	205.7	12	207,8
12	ADRIANO DONOSO	TEAM HONDA LAGLISSE	209.5	2	207.6	5	204.5	3	203.3	4	202.1	16	205,4
27	RICO SALMELA	TEAM ESTRELLA GALICIA 0,0	209.5	15	207.6	8	206.9	16	206.9	14	206.9	10	207,6
47	DODÓ BOGGIO	ASPAR JUNIOR TEAM	208.8	15	206.3	3	205.1	12	205.1	9	203.9	11	205,8
51	BRIAN URIARTE	TEAM ESTRELLA GALICIA 0,0	208.8	11	208.2	4	207.6	9	204.5	12	203.9	14	206,6
25	GONZALO PÉREZ	TEAM LARRESPORT	208.2	15	205.7	3	204.5	16	204.5	13	204.5	11	205,5
94	MARC AGUILAR	TEAM LARRESPORT	208.2	16	208.2	3	206.3	2	203.9	10	203.3	9	206,0
13	HAKIM DANISH	MONLAU MOTUL	207.6	10	207.6	7	205.7	13	205.7	4	205.1	16	206,3
22	JESÚS TORRES	CUNA DE CAMPEONES	207.6	12	207.6	4	206.9	10	205.7	2	205.1	11	206,6
33	ENZO BELLON	MB38 BY MECASPORT	207.6	6	206.9	2	205.1	8	203.9	3	202.7	5	205,2
43	AMANUEL BRINTON	TEAM ESTRELLA GALICIA 0,0	207.6	11	206.3	15	205.7	2	204.5	5	203.3	16	205,5
93	ALBERTO FERRÁNDEZ	FINETWORK MIR JUNIOR TEAM	207.6	14	207.6	6	206.3	8	206.3	5	205.7	16	206,7
14	EDU GUTIÉRREZ	SUPERHUGO44 TEAM	206.9	16	206.9	10	205.7	15	204.5	11	203.9	13	205,6
20	OWEN VAN TRIGT	AGR TEAM	206.9	16	206.9	2	205.7	15	205.7	13	205.1	6	206,1
11	DAVID GONZÁLEZ	CUNA DE CAMPEONES	206.3	12	206.3	4	206.3	3	206.3	2	205.1	10	206,1
26	PAU ALSINA	ARTBOX	206.3	2	202.7	8	202.7	5	201.5	6	200.9	4	202,8
77	LEANDRO QUINTANS	TEAM LARRESPORT	206.3	2	203.3	3	200.9	4	199.8	6	199.8	5	202,0
17	PEDRO ALOMAR	IGAXTEAM	205.1	5	205.1	4	205.1	2	204.5	3	202.7	6	204,5
28	MÁXIMO QUILES	ASPAR JUNIOR TEAM	203.9	12	203.3	14	203.3	13	203.3	6	202.7	16	203,3
81	LORENZ TONI LUCIANO	ARTBOX	200.9	2	195.8	3	194.2	5	192.5	4			195,9
18	EDOARDO BERTOLA	AC RACING TEAM											
70	KRISTIAN DANIEL	MRE TALENT											



## ETC Finetwork FIM JuniorGP Ricardo Tormo After Race 2

Event maximum speed

No Rider	Team	Bike	Class	Top Speed	Lap	Session
72 EDOARDO LIGUORI	Pasini Racing - Dodici Motorsport	HONDA		216.0	16	Qualifying 1 - GR.B
1 GUIDO PINI	AC RACING TEAM	HONDA		215.3	15	Free Practice 2 - GR.A
28 MÁXIMO QUILES	ASPAR JUNIOR TEAM	HONDA		215.3	4	Race 1
31 GIULIO PUGLIESE	AC RACING TEAM	HONDA		215.3	4	Race 1
12 ADRIANO DONOSO	TEAM HONDA LAGLISSE	HONDA		214.7	3	Race 1
27 RICO SALMELA	TEAM ESTRELLA GALICIA 0,0	HONDA		214.0	3	Race 1
38 MATTEO ROMAN	JEG RACING	HONDA		214.0	5	Qualifying 1 - GR.B
7 BEÑAT FERNÁNDEZ	FRANDO RACING VHC TEAM	HONDA		214.0	17	Qualifying 1 - GR.A
70 KRISTIAN DANIEL	MRE TALENT	HONDA		214.0	3	Race 1
10 VALENTINO HERRLICH	F. KOCH RENNSPORT	HONDA		213.3	4	Free Practice 1 - GR.B
37 MARIANOS NIKOLIS	ILUSION RACING	HONDA		213.3	3	Race 1
47 DODÓ BOGGIO	ASPAR JUNIOR TEAM	HONDA		213.3	14	Qualifying 1 - GR.B
67 CASEY O'GORMAN	VISIONTRACK RACING TEAM	HONDA		213.3	4	Qualifying 2 - GR.B
90 LUCA AGOSTINELLI	IGAXTEAM	HONDA		213.3	18	Qualifying 1 - GR.A
93 ALBERTO FERRÁNDEZ	FINETWORK MIR JUNIOR TEAM	HONDA		212.7	4	Qualifying 1 - GR.B
11 DAVID GONZÁLEZ	CUNA DE CAMPEONES	HONDA		212.0	3	Race 1
13 HAKIM DANISH	MONLAU MOTUL	HONDA		212.0	4	Qualifying 2 - GR.A
18 EDOARDO BERTOLA	AC RACING TEAM	HONDA		212.0	11	Free Practice 2 - GR.A
41 YVONNE CERPA	TEAM HONDA LAGLISSE	HONDA		212.0	20	Qualifying 1 - GR.A
94 MARC AGUILAR	TEAM LARRESPORT	HONDA		212.0	2	Race 1
99 RÉMY SANJUAN	MÉCAPROJETS TEAM ADO	HONDA		212.0	14	Free Practice 2 - GR.B
54 JESÚS RIOS	MRE TALENT	HONDA		211.4	3	Race 1
6 BENJAMIN CAILLET	VILTAÍS RACING JUNIOR	HONDA		211.4	12	Free Practice 2 - GR.A
22 JESÚS TORRES	CUNA DE CAMPEONES	HONDA		210.7	5	Race 1
25 GONZALO PÉREZ	TEAM LARRESPORT	HONDA		210.7	2	Qualifying 2 - GR.A
81 LORENZ TONI LUCIANO	ARTBOX	HONDA		210.7	7	Race 1
20 OWEN VAN TRIGT	AGR TEAM	HONDA		210.1	10	Qualifying 1 - GR.A
26 PAU ALSINA	ARTBOX	HONDA		210.1	13	Free Practice 1 - GR.B
43 AMANUEL BRINTON	TEAM ESTRELLA GALICIA 0,0	HONDA		210.1	2	Race 1
51 BRIAN URIARTE	TEAM ESTRELLA GALICIA 0,0	HONDA		210.1	6	Race 1
21 RUCHÉ MOODLEY	FINETWORK MIR JUNIOR TEAM	HONDA		209.5	10	Free Practice 2 - GR.A
52 JEREMIASZ WOJCIECHOWSKI	KIDZGP BY COVACHA R.T.	HONDA		209.5	12	Qualifying 1 - GR.A
76 RHYS STEPHENSON	VISIONTRACK RACING TEAM	HONDA		209.5	2	Last Chance Race
14 EDU GUTIÉRREZ	SUPERHUGO44 TEAM	HONDA		208.8	12	Free Practice 2 - GR.A
30 MATTHIAS ROSTAGNI	MB38 BY MECASPORT	HONDA		208.8	3	Qualifying 2 - GR.A
33 ENZO BELLON	MB38 BY MECASPORT	HONDA		208.8	17	Free Practice 2 - GR.A
53 KIYANO VEIJER	ERNST DUBBINK EVENO RACING	HONDA		208.2	7	Qualifying 1 - GR.B
77 LEANDRO QUINTANS	TEAM LARRESPORT	HONDA		208.2	7	Free Practice 1 - GR.B
17 PEDRO ALOMAR	IGAXTEAM	HONDA		206.9	4	Race 1
82 KYLE AXEL PAYNE	ILUSION RACING	HONDA		206.9	6	Qualifying 2 - GR.A
34 BRITANNI BELLADONA VACCARINO	FRANDO RACING VHC TEAM	HONDA		206.3	14	Qualifying 1 - GR.B
19 LADISLAV LŐRINC	FAU55 TEY RACING	HONDA		205.7	3	Last Chance Race
3 VASILIS PANTELEAKIS	ARTBOX	HONDA		205.7	6	Last Chance Race
5 JOHANN EMMANUEL	CUNA DE CAMPEONES	HONDA		205.7	12	Qualifying 1 - GR.B
88 MOHAMMED ABDALAZIZ BINLADIN	LIQUI MOLY HUSQVARNA INTACT GP JUNIOR TEAM	HONDA		205.7	19	Qualifying 1 - GR.B
8 JONA EISENKOLB	F. KOCH RENNSPORT	HONDA		203.9	4	Free Practice 1 - GR.B
23 SPYROS FOURTHIOTIS	FIFTY MOTORSPORT	HONDA		203.3	4	Free Practice 2 - GR.B
2 LORIS SCHÖNRÖCK	F. KOCH RENNSPORT	HONDA		202.1	5	Free Practice 1 - GR.B
9 ELLIOT KASSIGIAN	MÉCAPROJETS TEAM ADO	HONDA		199.8	4	Last Chance Race
32 PANDU PADMOGANI	SF RACING	HONDA		198.1	10	Free Practice 1 - GR.B




## ETC

### Finetwork FIM JuniorGP Ricardo Tormo Race 2

#### Fastest Lap Sequence

Elapsed	No Rider	Team	Bike	Class	Time	Kph	Lap
3:28.947	28 MÁXIMO QUILES	ASPAR JUNIOR TEAM	HONDA		1:41.695	141.8	2



# ETC Finetwork FIM JuniorGP Ricardo Tormo Race 2


## Analysis by lap

Lapped ■

No	Lap Time	Gap	No	Lap Time	Gap	No	Lap Time	Gap	No	Lap Time	Gap	No	Lap Time	Gap
Lap 1			20	1:44.833	8.653	90	1:43.916	12.599	25	1:44.258	14.987	72	1:43.415	13.568
28	1:47.252	0.000	41	1:44.180	8.898	37	1:43.854	12.711	43	1:44.420	15.039	12	1:45.682	15.732
1	1:47.924	0.672	77	1:45.028	10.283	14	1:44.716	13.360	94	1:44.609	15.211	43	1:44.303	18.688
51	1:48.463	1.211	Lap 3			33	1:44.410	13.718	10	1:44.430	16.082	25	1:44.220	18.727
47	1:48.635	1.383	28	1:42.025	41	1:44.247	13.750	90	1:43.909	16.165	90	1:43.970	18.795	
93	1:48.653	1.401	20	1:44.657	14.189	37	1:44.143	16.751	20	1:43.544	18.974			
54	1:49.012	1.760	47	1:42.552	2.957	77	1:45.276	16.889	94	1:44.523	19.055			
7	1:49.059	1.807	1	1:43.273	2.965	<span style="background-color: #0056b3; color: white;">18</span>	7:19.440	3 Laps	37	1:44.713	20.759			
27	1:49.088	1.836	93	1:42.860	3.178	Lap 5			14	1:44.657	18.046			
81	1:49.952	2.700	7	1:42.616	3.207	28	1:42.220	33	1:44.659	18.388				
13	1:50.002	2.750	51	1:43.117	3.379	47	1:42.860	4.879	77	1:46.478	24.251			
26	1:50.145	2.893	27	1:42.740	3.572	51	1:43.043	4.901	Lap 7					
22	1:50.593	3.341	54	1:45.109	5.383	93	1:42.862	4.976	28	1:42.483	47	1:42.966	6.284	
12	1:50.722	3.470	26	1:43.399	5.874	1	1:42.935	5.200	51	1:43.103	6.293			
17	1:50.884	3.632	13	1:43.683	5.913	27	1:43.076	5.366	1	1:42.928	6.357			
72	1:51.014	3.762	12	1:42.927	5.956	7	1:43.130	5.379	93	1:43.222	6.400			
11	1:51.229	3.977	11	1:42.540	6.049	54	1:42.150	5.582	27	1:42.971	6.573			
94	1:51.293	4.041	22	1:43.287	6.286	11	1:43.028	7.565	7	1:42.958	6.607			
25	1:51.911	4.659	17	1:43.002	6.772	22	1:43.141	7.708	54	1:42.747	8.065			
10	1:52.114	4.862	31	1:42.804	7.599	13	1:43.513	8.078	11	1:43.024	9.202			
37	1:52.299	5.047	81	1:44.859	8.546	26	1:43.286	8.112	22	1:43.546	9.719			
31	1:52.398	5.146	25	1:43.726	8.566	31	1:42.928	8.581	13	1:43.133	9.770			
14	1:52.621	5.369	94	1:44.634	8.617	17	1:43.655	9.032	31	1:43.264	9.821			
33	1:52.651	5.399	10	1:44.626	9.870	12	1:45.759	10.582	26	1:43.578	10.081			
20	1:52.767	5.515	43	1:44.438	10.444	72	1:43.456	11.116	17	1:43.544	11.284			
43	1:52.936	5.684	14	1:44.741	10.767	94	1:44.167	12.913	12	1:43.390	12.556			
90	1:52.989	5.737	90	1:44.517	10.806	43	1:43.323	12.930	72	1:43.391	12.659			
41	1:53.665	6.413	37	1:44.849	10.980	25	1:44.311	13.040	43	1:44.335	16.891			
77	1:54.202	6.950	33	1:45.127	11.431	10	1:44.032	13.963	25	1:44.509	17.013			
Lap 2			41	1:44.753	11.626	90	1:44.188	14.567	94	1:44.310	17.038			
28	1:41.695	20	1:45.027	11.655	37	1:44.428	14.919	90	1:43.649	17.331				
1	1:42.740	1.717	77	1:45.478	13.736	41	1:44.139	15.669	20	1:43.396	17.936			
51	1:42.771	2.287	Lap 4			14	1:44.560	15.700	37	1:44.284	18.552			
54	1:42.234	2.299	28	1:42.123	20	1:43.997	15.966	10	1:44.989	18.588				
93	1:42.637	2.343	51	1:42.822	4.078	33	1:44.542	16.040	41	1:44.842	20.072			
47	1:42.742	2.430	47	1:43.405	4.239	77	1:45.415	20.084	14	1:44.733	20.296			
7	1:42.504	2.616	93	1:43.279	4.334	81	1:56.002	25.367	33	1:44.597	20.502			
27	1:42.716	2.857	7	1:43.385	4.469	Lap 6			77	1:46.268	28.036			
13	1:43.200	4.255	1	1:43.643	4.485	28	1:42.311	28	1:42.506	1	1:42.442	6.293		
26	1:43.302	4.500	27	1:43.061	4.510	93	1:42.996	5.661	93	1:42.448	6.342			
22	1:43.378	5.024	54	1:42.392	5.652	51	1:43.083	5.673	47	1:42.661	6.439			
12	1:43.279	5.054	11	1:42.831	6.757	47	1:43.233	5.801	27	1:42.502	6.569			
11	1:43.252	5.534	13	1:42.995	6.785	1	1:43.023	5.912	51	1:42.962	6.749			
72	1:43.471	5.538	22	1:42.624	6.787	27	1:43.030	6.085	7	1:42.900	7.001			
81	1:44.707	5.712	12	1:43.210	7.043	7	1:43.064	6.132	54	1:42.481	8.040			
17	1:43.858	5.795	26	1:43.295	7.046	54	1:44.530	7.801	11	1:42.827	9.523			
94	1:43.662	6.008	17	1:42.948	7.597	22	1:43.259	8.656	31	1:42.400	9.715			
31	1:43.369	6.820	31	1:42.397	7.873	11	1:43.407	8.661	22	1:42.791	10.004			
25	1:43.901	6.865	72	1:45.411	9.880	26	1:43.185	8.986	13	1:43.203	10.467			
10	1:44.102	7.269	25	1:44.506	10.949	31	1:42.770	9.040	26	1:42.927	10.502			
43	1:44.042	8.031	94	1:44.472	10.966	13	1:43.353	9.120	17	1:43.864	12.642			
14	1:44.377	8.051	81	1:45.162	11.585	17	1:43.502	10.223						
37	1:44.804	8.156	43	1:43.506	11.827	12	1:43.378	11.649						
90	1:44.272	8.314	10	1:44.404	12.151	72	1:42.946	11.751						
33	1:44.625	8.329												







# ETC


## Finetwork FIM JuniorGP Ricardo Tormo

### Race 2

### Sector Analysis

— Invalidated Lap   ■ Personal Best   ■ Session Best   B Crossing the pit lane

Lap	Time	Sector 1	Sector 2	Sector 3	Sector 4	T.Spd	Lap	Time	Sector 1	Sector 2	Sector 3	Sector 4	T.Spd		
<b>28</b>	<b>MÁXIMO QUILES</b>						ESP	<b>47</b>	<b>DODÓ BOGGIO</b>						ITA
ASPAR JUNIOR TEAM							ASPAR JUNIOR TEAM							HONDA	
1	1:47.252	29.131	26.710	23.376	28.035		1	1:48.635	29.811	26.883	23.661	28.280			
2	<b>1:41.695</b>	<b>23.838</b>	<b>26.589</b>	23.275	<b>27.993</b>	201.5	2	1:42.742	24.600	26.722	23.455	<b>27.965</b>	202.1		
3	1:42.025	23.840	26.624	<b>23.271</b>	28.290	202.7	3	1:42.552	23.922	26.682	23.579	28.369	206.3		
4	1:42.123	23.952	26.623	23.380	28.168	201.5	4	1:43.405	24.368	26.726	23.735	28.576	199.2		
5	1:42.220	23.928	26.659	23.355	28.278	201.5	5	1:42.860	24.109	26.711	23.728	28.312	203.3		
6	1:42.311	23.979	26.676	23.420	28.236	203.3	6	1:43.233	24.282	26.882	23.733	28.336	199.2		
7	1:42.483	24.090	26.622	23.516	28.255	200.3	7	1:42.966	24.343	26.628	23.711	28.284	200.3		
8	1:42.506	24.023	26.603	23.618	28.262	202.7	8	1:42.661	24.341	<b>26.533</b>	23.549	28.238	200.3		
9	1:42.760	24.104	26.804	23.542	28.310	202.1	9	1:43.137	24.471	26.755	23.690	28.221	205.1		
10	1:42.530	24.078	26.751	23.461	28.240	202.1	10	1:42.942	24.367	26.705	23.662	28.208	200.3		
11	1:42.683	24.041	26.794	23.531	28.317	201.5	11	1:42.841	24.391	26.738	23.512	28.200	203.9		
12	1:42.683	24.036	26.765	23.550	28.332	203.9	12	1:42.435	24.158	26.551	23.604	28.122	205.1		
13	1:42.810	24.100	26.874	23.527	28.309	203.3	13	1:43.051	24.171	26.800	23.668	28.412	203.3		
14	1:42.841	24.119	26.770	23.567	28.385	203.3	14	1:43.500	24.502	26.801	23.940	28.257	199.2		
15	1:43.089	24.108	26.971	23.596	28.414	202.7	15	<b>1:42.411</b>	<b>23.920</b>	26.658	23.585	28.248	208.8		
16	1:43.397	24.126	26.980			202.7	16	1:43.322	24.481	27.247	<b>23.409</b>	28.185	199.2		
<b>51</b>	<b>BRIAN URIARTE</b>						ESP	<b>54</b>	<b>JESÚS RIOS</b>						ESP
TEAM ESTRELLA GALICIA 0,0							MRE TALENT							HONDA	
1	1:48.463	29.643	27.004	23.472	28.344		1	1:49.012	30.211	26.865	23.446	28.490			
2	1:42.771	24.229	26.772	23.543	28.227	200.9	2	1:42.234	<b>23.875</b>	<b>26.608</b>	23.380	28.371	207.6		
3	1:43.117	24.678	26.814	23.437	28.188	202.1	3	1:45.109	24.481	26.840	25.379	28.409	199.2		
4	1:42.822	<b>24.030</b>	26.728	23.533	28.531	208.2	4	1:42.392	23.975	26.636	23.418	28.363	200.3		
5	1:43.043	24.463	26.683	23.644	28.253	197.5	5	<b>1:42.150</b>	24.123	26.642	<b>23.356</b>	<b>28.029</b>	202.7		
6	1:43.083	24.132	26.817	23.744	28.390	202.7	6	1:44.530	24.029	26.649	25.435	28.417	210.1		
7	1:43.103	24.283	26.759	23.550	28.511	196.4	7	1:42.747	24.145	26.769	23.477	28.356	199.2		
8	1:42.962	24.580	26.722	23.483	28.177	198.1	8	1:42.481	24.083	26.655	23.453	28.290	200.3		
9	1:43.115	24.524	26.702	23.452	28.437	207.6	9	1:42.575	24.060	26.827	23.462	28.226	200.9		
10	1:42.762	24.205	26.707	23.688	28.162	203.9	10	1:42.313	24.042	26.720	23.445	28.106	202.7		
11	1:42.906	24.437	26.787	23.614	<b>28.068</b>	208.8	11	1:42.858	24.223	26.848	23.651	28.136	206.9		
12	1:42.977	24.280	26.799	23.802	28.096	204.5	12	1:42.791	24.122	26.780	23.573	28.316	205.7		
13	<b>1:42.434</b>	24.060	26.879	<b>23.341</b>	28.154	203.3	13	1:42.624	23.896	27.019	23.489	28.220	201.5		
14	1:42.900	24.109	26.852	23.504	28.435	203.9	14	1:43.010	24.222	26.799	23.693	28.296	208.8		
15	1:42.876	24.328	<b>26.672</b>	23.517	28.359	200.3	15	1:42.680	24.216	26.757	23.484	28.223	202.7		
16	1:43.269	24.533	26.896	23.431	28.409	198.1	16	1:43.221	24.216	26.754	23.596	28.655	203.9		
<b>93</b>	<b>ALBERTO FERRÁNDEZ</b>						ESP	<b>1</b>	<b>GUIDO PINI</b>						ITA
FINETWORK MIR JUNIOR TEAM							AC RACING TEAM							HONDA	
1	1:48.653	29.540	26.926	23.735	28.452		1	1:47.924	29.342	26.754	23.584	28.244			
2	1:42.637	24.319	26.647	23.531	28.140	199.2	2	1:42.740	24.236	26.839	23.412	28.253	199.8		
3	1:42.860	<b>24.071</b>	27.034	<b>23.389</b>	28.366	200.3	3	1:43.273	24.770	26.869	23.353	28.281	199.8		
4	1:43.279	24.236	26.775	23.705	28.563	203.3	4	1:43.643	24.623	26.641	23.814	28.565	201.5		
5	1:42.862	24.265	26.671	23.693	28.233	206.3	5	1:42.935	24.332	26.809	23.659	28.135	198.6		
6	1:42.996	24.246	26.677	23.543	28.530	207.6	6	1:43.023	24.132	26.791	23.802	28.298	206.3		
7	1:43.222	24.599	26.746	23.700	28.177	195.8	7	1:42.928	24.262	26.701	23.737	28.228	206.3		
8	<b>1:42.448</b>	24.093	<b>26.552</b>	23.509	28.294	206.3	8	1:42.442	<b>24.031</b>	<b>26.605</b>	23.447	28.359	205.1		
9	1:43.230	24.263	26.821	23.624	28.522	201.5	9	1:43.346	24.471	26.731	23.758	28.386	199.8		
10	1:42.847	24.218	26.784	23.594	28.251	200.3	10	1:42.735	24.068	26.801	23.590	28.276	200.3		
11	1:42.734	24.408	26.671	23.455	28.200	200.3	11	1:42.628	24.235	26.632	23.501	28.260	200.9		
12	1:42.598	24.199	26.601	23.521	28.277	203.3	12	1:42.688	24.241	26.609	23.537	28.301	199.8		
13	1:43.237	24.333	26.754	23.665	28.485	202.7	13	1:43.388	24.503	26.747	23.716	28.422	200.9		
14	1:42.983	24.260	26.779	23.637	28.307	207.6	14	1:42.762	24.065	26.815	23.607	28.275	210.7		
15	1:42.881	24.367	26.655	23.790	<b>28.069</b>	203.9	15	1:44.138	24.176	26.641	25.377	<b>27.944</b>	201.5		
16	1:43.142	24.135	26.772	23.613	28.622	205.7	16	<b>1:42.204</b>	24.094	26.624	<b>23.287</b>	28.199	204.5		



# ETC


## Finetwork FIM JuniorGP Ricardo Tormo

### Race 2

### Sector Analysis

— Invalidated Lap    ■ Personal Best    ■ Session Best    B Crossing the pit lane

Lap	Time	Sector 1	Sector 2	Sector 3	Sector 4	T.Spd	Lap	Time	Sector 1	Sector 2	Sector 3	Sector 4	T.Spd
<b>27</b>	<b>RICO SALMELA</b>					FIN	<b>11</b>	<b>DAVID GONZÁLEZ</b>					ESP
TEAM ESTRELLA GALICIA 0,0						HONDA	CUNA DE CAMPEONES						HONDA
1	1:49.088	29.991	27.021	23.731	28.345		1	1:51.229	31.724	27.418	23.698	28.389	
2	1:42.716	24.300	26.902	<b>23.419</b>	<b>28.095</b>	205.1	2	1:43.252	24.104	27.061	23.499	28.588	206.3
3	1:42.740	24.347	26.712	23.538	28.143	205.7	3	<b>1:42.540</b>	24.073	26.785	<b>23.365</b>	28.317	206.3
4	1:43.061	24.327	26.818	23.601	28.315	206.9	4	1:42.831	24.270	<b>26.627</b>	23.520	28.414	206.3
5	1:43.076	24.179	26.810	23.645	28.442	202.7	5	1:43.028	24.304	26.836	23.456	28.432	198.1
6	1:43.030	24.175	26.992	23.599	28.264	205.7	6	1:43.407	24.357	26.909	23.705	28.436	198.6
7	1:42.971	24.310	26.843	23.630	28.188	204.5	7	1:43.024	24.311	26.856	23.484	28.373	196.9
8	<b>1:42.502</b>	24.172	<b>26.643</b>	23.509	28.178	207.6	8	1:42.827	24.126	26.683	23.534	28.484	199.2
9	1:43.450	25.021	26.775	23.546	28.108	206.3	9	1:43.290	24.431	26.894	23.797	<b>28.168</b>	198.6
10	1:42.753	24.164	26.769	23.658	28.162	206.9	10	1:42.909	24.064	27.022	23.574	28.249	205.1
11	1:42.727	24.259	26.740	23.562	28.166	203.9	11	1:43.082	24.228	26.889	23.695	28.270	200.3
12	1:43.048	24.240	26.828	23.591	28.389	204.5	12	1:45.589	<b>23.824</b>	26.797	26.402	28.566	206.3
13	1:42.852	24.257	26.939	23.491	28.165	200.3	13	1:43.023	24.260	26.882	23.508	28.373	198.6
14	1:43.070	24.153	26.872	23.737	28.308	206.9	14	1:42.846	24.038	26.740	23.567	28.501	200.3
15	1:42.629	<b>24.092</b>	26.778	23.541	28.218	209.5	15	1:43.155	24.214	26.793	23.642	28.506	198.6
16	1:43.291	24.254	26.997	23.435	28.605	206.9	16	1:43.316	24.170	26.786	23.586	28.774	198.6
<b>31</b>	<b>GIULIO PUGLIESE</b>					ITA	<b>7</b>	<b>BEÑAT FERNÁNDEZ</b>					ESP
AC RACING TEAM						HONDA	FRANCO RACING VHC TEAM						HONDA
1	1:52.398	32.372	27.723	23.706	28.597		1	1:49.059	29.906	26.868	23.813	28.472	
2	1:43.369	24.148	26.913	23.834	28.474	213.3	2	<b>1:42.504</b>	24.247	26.756	<b>23.493</b>	<b>28.008</b>	205.7
3	1:42.804	23.917	27.026	23.494	28.367	209.5	3	1:42.616	<b>24.001</b>	26.844	23.534	28.237	206.9
4	<b>1:42.397</b>	23.980	26.773	<b>23.414</b>	28.230	208.8	4	1:43.385	24.532	26.847	23.546	28.460	208.2
5	1:42.928	24.204	27.052	23.460	<b>28.212</b>	210.7	5	1:43.130	24.511	26.789	23.590	28.240	199.2
6	1:42.770	<b>23.884</b>	26.784	23.672	28.430	211.4	6	1:43.064	24.337	26.871	23.643	28.213	206.9
7	1:43.264	24.471	26.888	23.665	28.240	202.7	7	1:42.958	24.324	26.834	23.680	28.120	212.0
8	1:42.400	23.954	<b>26.577</b>	23.555	28.314	205.7	8	1:42.900	24.374	<b>26.718</b>	23.557	28.251	206.3
9	1:42.928	24.157	26.866	23.572	28.333	208.8	9	1:43.758	24.624	27.200	23.755	28.179	205.7
10	1:43.215	24.212	27.117	23.621	28.265	208.8	10	1:43.517	24.201	26.966	23.821	28.529	205.7
11	1:42.868	23.948	26.916	23.678	28.326	208.2	11	1:43.717	24.270	27.026	23.750	28.671	200.9
12	1:43.100	24.295	26.851	23.679	28.275	206.9	12	1:43.794	24.493	26.994	23.882	28.425	200.9
13	1:43.295	24.133	27.181	23.734	28.247	205.7	13	1:43.995	24.394	27.326	23.654	28.621	199.8
14	1:42.968	24.167	26.836	23.529	28.436	206.9	14	1:44.490	24.337	27.094	24.402	28.657	203.3
15	1:42.992	24.161	26.877	23.530	28.424	205.7	15	1:43.484	24.434	26.920	23.683	28.447	200.3
16	1:43.242	24.299	26.830	23.578	28.535	204.5	16	1:44.170	24.247	27.053	23.767	29.103	204.5
<b>22</b>	<b>JESÚS TORRES</b>					ESP	<b>72</b>	<b>EDOARDO LIGUORI</b>					ITA
CUNA DE CAMPEONES						HONDA	Pasini Racing - Dodici Motorsport						HONDA
1	1:50.593	30.666	27.649	23.758	28.520		1	1:51.014	31.006	27.282	23.877	28.849	
2	1:43.378	24.243	27.092	23.658	28.385	205.7	2	1:43.471	24.194	27.011	23.837	28.429	212.0
3	1:43.287	24.365	26.942	23.644	28.336	202.1	3	1:43.079	24.197	26.833	23.611	28.438	208.2
4	<b>1:42.624</b>	24.184	26.681	23.536	28.223	207.6	4	1:45.411	24.282	26.931	25.512	28.686	208.8
5	1:43.141	24.328	26.869	23.567	28.377	199.2	5	1:43.456	24.359	26.931	23.680	28.486	203.3
6	1:43.259	24.120	26.908	23.678	28.553	205.1	6	<b>1:42.946</b>	<b>24.090</b>	26.849	<b>23.503</b>	28.504	205.7
7	1:43.546	24.736	26.866	23.539	28.405	196.9	7	1:43.391	24.377	26.969	23.627	28.418	204.5
8	1:42.791	24.192	<b>26.670</b>	<b>23.445</b>	28.484	200.9	8	1:43.415	24.268	26.812	23.708	28.627	206.3
9	1:42.752	24.052	26.883	23.612	<b>28.205</b>	202.1	9	1:43.052	24.149	<b>26.721</b>	23.638	28.544	203.9
10	1:43.189	24.230	27.095	23.636	28.228	206.9	10	1:43.484	24.307	26.971	23.796	28.410	202.7
11	1:42.963	24.118	26.895	23.636	28.314	205.1	11	1:43.297	24.206	26.999	23.716	<b>28.376</b>	202.7
12	1:42.824	<b>23.956</b>	26.779	23.605	28.484	207.6	12	1:43.513	24.290	26.853	23.686	28.684	202.1
13	1:43.346	24.382	26.980	23.588	28.396	198.1	13	1:43.257	24.243	26.935	23.619	28.460	203.9
14	1:43.190	24.370	26.769	23.521	28.530	198.6	14	1:42.972	24.105	26.916	23.561	28.390	204.5
15	1:42.975	24.110	26.870	23.561	28.434	201.5	15	1:43.669	24.428	26.980	23.792	28.469	206.3
16	1:43.143	24.231	26.844	23.557	28.511	202.1	16	1:43.442	24.208	26.945	23.674	28.615	202.1



# ETC


## Finetwork FIM JuniorGP Ricardo Tormo

### Race 2

### Sector Analysis

— Invalidated Lap    ■ Personal Best    ■ Session Best    B Crossing the pit lane


Lap	Time	Sector 1	Sector 2	Sector 3	Sector 4	T.Sp	Lap	Time	Sector 1	Sector 2	Sector 3	Sector 4	T.Sp
<b>13</b>	<b>HAKIM DANISH</b>					MYS	<b>17</b>	<b>PEDRO ALOMAR</b>					ESP
	MONLAU MOTUL					HONDA		IGAXTEAM					HONDA
1	1:50.002	30.625	27.100	23.852	28.425		1	1:50.884	31.241	27.405	23.872	28.366	
2	1:43.200	24.247	26.944	23.649	28.360	203.3	2	1:43.858	24.550	27.099	23.608	28.601	205.1
3	1:43.683	24.307	26.999	23.880	28.497	200.3	3	1:43.002	24.270	<b>26.781</b>	23.564	28.387	204.5
4	<b>1:42.995</b>	<b>24.029</b>	<b>26.824</b>	23.597	28.545	205.7	4	<b>1:42.948</b>	24.265	26.852	<b>23.501</b>	<b>28.330</b>	205.1
5	1:43.513	24.738	26.854	<b>23.402</b>	28.519	197.5	5	1:43.655	24.463	27.251	23.566	28.375	205.1
6	1:43.353	24.305	27.149	<b>23.522</b>	28.377	203.9	6	1:43.502	24.217	26.958	23.685	28.642	202.7
7	1:43.133	24.124	27.117	23.585	<b>28.307</b>	207.6	7	1:43.544	24.384	27.027	23.703	28.430	198.6
8	1:43.203	24.308	26.830	23.537	28.528	200.9	8	1:43.864	24.385	26.869	23.799	28.811	199.8
9	1:43.347	24.370	26.930	23.679	28.368	205.1	9	1:44.205	24.598	27.058	23.956	28.593	198.1
10	1:43.430	24.330	26.922	23.845	28.333	207.6	10	1:43.466	24.318	26.961	23.831	28.356	200.9
11	1:43.649	24.240	26.985	23.769	28.655	198.6	11	1:43.290	<b>24.196</b>	26.927	23.811	28.356	200.9
12	1:44.147	24.555	26.988	23.937	28.667	197.5	12	1:43.622	24.364	26.809	23.845	28.604	202.1
13	1:43.792	24.563	27.121	23.642	28.466	205.7	13	1:43.596	24.358	26.973	23.745	28.520	200.9
14	1:43.989	24.538	27.097	23.698	28.656	203.3	14	1:43.621	24.392	26.918	23.728	28.583	200.3
15	1:44.329	24.656	27.078	24.004	28.591	198.1	15	1:43.599	24.388	26.937	23.717	28.557	199.2
16	1:43.383	24.423	26.856	23.466	28.638	205.1	16	1:43.575	24.366	26.895	23.698	28.616	198.6
<b>26</b>	<b>PAU ALSINA</b>					ESP	<b>94</b>	<b>MARC AGUILAR</b>					ESP
	ARTBOX					HONDA		TEAM LARRESPORT					HONDA
1	1:50.145	30.229	27.358	24.114	28.444		1	1:51.293	31.168	27.518	24.015	28.592	
2	1:43.302	24.254	26.983	23.679	28.386	206.3	2	<b>1:43.662</b>	24.359	27.068	<b>23.731</b>	28.504	206.3
3	1:43.399	24.304	26.877	23.671	28.547	200.9	3	1:44.634	24.460	27.438	23.975	28.761	208.2
4	1:43.295	24.225	26.780	23.941	28.349	200.9	4	1:44.472	24.603	27.163	24.091	28.615	201.5
5	1:43.286	24.416	26.834	23.652	28.384	202.7	5	1:44.167	24.416	27.138	23.805	28.808	203.3
6	1:43.185	<b>24.184</b>	26.890	23.579	28.532	201.5	6	1:44.609	<b>24.350</b>	27.383	24.109	28.767	202.1
7	1:43.578	24.690	26.920	23.702	<b>28.266</b>	200.3	7	1:44.310	24.769	27.093	23.858	28.590	203.3
8	<b>1:42.927</b>	24.235	<b>26.744</b>	<b>23.563</b>	28.385	202.7	8	1:44.523	24.937	<b>26.941</b>	24.181	<b>28.464</b>	201.5
9	1:43.161	24.258	26.873	23.685	28.345	199.8	9	1:45.269	24.748	27.511	24.312	28.698	203.3
10	1:43.546	24.354	27.000	23.705	28.487	199.2	10	1:45.479	24.765	27.654	24.166	28.894	203.9
11	1:43.765	24.456	26.943	23.813	28.553	196.4	11	1:44.604	24.615	27.027	24.192	28.770	201.5
12	1:44.069	24.663	26.927	24.007	28.472	194.7	12	1:45.721	24.970	27.654	24.252	28.845	196.9
13	1:43.736	24.469	27.001	23.689	28.577	196.9	13	1:45.131	24.876	27.464	24.175	28.616	200.9
14	1:44.030	24.385	26.962	23.912	28.771	196.4	14	1:44.703	24.938	27.062	23.983	28.720	201.5
15	1:44.060	24.533	27.114	23.754	28.659	197.5	15	1:45.640	24.782	27.771	24.356	28.731	202.7
16	1:43.767	24.493	26.860	23.765	28.649	197.5	16	1:44.887	24.638	27.412	24.029	28.808	208.2
<b>12</b>	<b>ADRIANO DONOSO</b>					ESP	<b>90</b>	<b>LUCA AGOSTINELLI</b>					VNM
	TEAM HONDA LAGLISSE					HONDA		IGAXTEAM					HONDA
1	1:50.722	30.581	27.933	23.822	28.386		1	1:52.989	32.350	27.861	24.090	28.688	
2	1:43.279	24.325	27.054	23.640	28.260	209.5	2	1:44.272	24.377	27.493	23.976	<b>28.426</b>	212.7
3	1:42.927	24.185	26.876	23.554	28.312	204.5	3	1:44.517	24.350	27.658	23.903	28.606	211.4
4	1:43.210	24.797	<b>26.712</b>	23.503	<b>28.198</b>	203.3	4	1:43.916	<b>24.198</b>	27.215	23.921	28.582	208.2
5	1:45.759	24.577	26.895	25.618	28.669	207.6	5	1:44.188	24.239	27.173	23.932	28.844	209.5
6	1:43.378	24.224	26.906	23.638	28.610	201.5	6	1:43.909	24.337	27.133	23.853	28.586	206.9
7	1:43.390	24.367	26.894	23.665	28.464	198.1	7	<b>1:43.649</b>	24.274	27.124	<b>23.791</b>	28.460	206.9
8	1:45.682	24.424	26.909	25.805	28.544	200.3	8	1:43.970	24.492	<b>26.983</b>	24.005	28.490	208.2
9	1:43.566	24.327	26.996	23.781	28.462	199.8	9	1:45.207	24.662	27.540	24.099	28.906	206.3
10	1:43.526	24.356	26.971	23.743	28.456	199.2	10	1:45.572	24.885	27.597	24.159	28.931	202.7
11	1:43.437	24.367	26.857	23.686	28.527	199.8	11	1:44.848	24.727	27.293	24.074	28.754	203.3
12	1:43.329	24.287	26.850	23.747	28.445	199.2	12	1:45.306	24.813	27.550	24.041	28.902	203.9
13	1:43.315	24.274	26.897	23.663	28.481	199.8	13	1:45.265	24.661	27.590	24.114	28.900	203.3
14	1:43.089	24.245	26.747	23.653	28.444	199.8	14	1:44.875	24.644	27.222	24.041	28.968	202.7
15	<b>1:42.751</b>	<b>24.174</b>	26.777	23.496	28.304	201.5	15	1:45.308	24.804	27.615	23.948	28.941	203.9
16	1:42.860	24.191	26.716	<b>23.453</b>	28.500	202.1	16	1:45.324	24.637	27.618	24.156	28.913	202.7



**ETC**  
Finetwork FIM JuniorGP Ricardo Tormo  
Race 2  
Sector Analysis

— Invalidated Lap   ■ Personal Best   ■ Session Best   B Crossing the pit lane

Lap	Time	Sector 1	Sector 2	Sector 3	Sector 4	T.Sp	Lap	Time	Sector 1	Sector 2	Sector 3	Sector 4	T.Sp
<b>43</b> AMANUEL BRINTON GBR TEAM ESTRELLA GALICIA 0,0 HONDA							<b>37</b> MARIANOS NIKOLIS AUS ILUSION RACING HONDA						
1	1:52.936	33.030	27.623	23.872	28.411		1	1:52.299	31.446	27.424	24.342	29.087	
2	1:44.042	24.554	27.069	23.938	28.481	205.7	2	1:44.804	24.436	27.615	24.008	28.745	210.7
3	1:44.438	24.755	27.176	23.750	28.757	199.8	3	1:44.849	24.343	27.309	24.225	28.972	205.1
4	1:43.506	24.285	26.983	23.689	28.549	199.8	4	1:43.854	24.294	27.210	23.836	28.514	208.2
5	1:43.323	24.190	26.821	23.678	28.634	204.5	5	1:44.428	24.281	27.174	24.035	28.938	208.2
6	1:44.420	24.697	27.126	23.838	28.759	202.7	6	1:44.143	24.395	27.174	23.841	28.733	205.1
7	1:44.335	24.691	26.953	23.899	28.792	199.2	7	1:44.284	24.497	27.117	24.102	28.568	200.9
8	1:44.303	24.738	26.892	23.893	28.780	198.6	8	1:44.713	24.716	27.138	24.009	28.850	202.1
9	1:45.646	24.981	27.470	24.214	28.981	199.8	9	1:44.276	24.673	27.154	23.831	28.618	199.8
10	1:45.689	24.929	27.834	23.994	28.932	201.5	10	1:45.127	24.519	27.612	24.334	28.662	205.1
11	1:44.642	24.634	27.235	23.955	28.818	207.6	11	1:45.064	24.775	27.418	23.915	28.956	200.9
12	1:45.166	24.832	27.440	23.973	28.921	202.1	12	1:45.123	24.838	27.553	24.134	28.598	203.3
13	1:45.217	24.658	27.665	23.846	29.048	202.7	13	1:45.129	24.886	27.616	24.064	28.563	210.7
14	1:45.169	24.520	27.250	24.201	29.198	199.2	14	1:45.058	24.885	27.283	24.117	28.773	205.1
15	1:45.135	24.664	27.622	23.944	28.905	206.3	15	1:45.562	24.764	27.764	24.032	29.002	209.5
16	1:45.278	25.017	27.339	24.059	28.863	203.3	16	1:44.932	24.477	27.414	24.358	28.683	205.7
<b>25</b> GONZALO PÉREZ ESP TEAM LARRESPORT HONDA							<b>10</b> VALENTINO HERRLICH DEU F. KOCH RENNSPORT HONDA						
1	1:51.911	31.830	27.403	24.005	28.673		1	1:52.114	31.566	27.494	24.235	28.819	
2	1:43.901	24.358	27.031	23.823	28.689	204.5	2	1:44.102	24.374	27.244	23.752	28.732	208.2
3	1:43.726	24.117	27.003	23.994	28.612	205.7	3	1:44.626	24.454	27.311	23.865	28.996	205.7
4	1:44.506	24.449	27.246	24.017	28.794	202.7	4	1:44.404	24.725	27.224	23.889	28.566	202.1
5	1:44.311	24.551	27.117	23.955	28.688	200.3	5	1:44.032	24.402	27.071	23.827	28.732	206.3
6	1:44.258	24.447	27.086	23.843	28.882	203.9	6	1:44.430	24.340	27.221	23.988	28.881	203.9
7	1:44.509	24.592	27.048	24.049	28.820	196.9	7	1:44.989	24.507	27.573	24.052	28.857	199.8
8	1:44.220	24.442	27.030	24.074	28.674	203.3	8	1:44.720	24.795	27.117	24.076	28.732	205.1
9	1:45.426	24.821	27.532	24.095	28.978	199.8	9	1:43.776	24.394	27.084	23.770	28.528	201.5
10	1:45.509	24.798	27.652	24.122	28.937	202.1	10	1:45.534	24.641	27.710	24.319	28.864	208.2
11	1:44.602	24.448	27.097	24.198	28.859	204.5	11	1:44.792	24.815	27.219	23.870	28.888	207.6
12	1:45.760	25.066	27.644	24.023	29.027	196.9	12	1:45.335	24.689	27.815	24.091	28.740	206.3
13	1:45.214	24.629	27.526	24.123	28.936	204.5	13	1:45.180	24.677	27.401	24.216	28.886	208.8
14	1:44.812	24.573	27.195	24.054	28.990	202.7	14	1:45.051	24.675	27.312	24.019	29.045	206.3
15	1:45.244	24.656	27.716	23.864	29.008	208.2	15	1:45.379	24.719	27.769	23.965	28.926	210.1
16	1:45.385	24.640	27.536	24.373	28.836	204.5	16	1:45.237	24.605	27.443	24.330	28.859	205.7
<b>20</b> OWEN VAN TRIGT NLD AGR TEAM HONDA							<b>33</b> ENZO BELLON FRA MB38 BY MECASPORT HONDA						
1	1:52.767	32.261	27.551	24.156	28.799		1	1:52.651	31.828	27.659	24.198	28.966	
2	1:44.833	24.680	27.504	24.038	28.611	206.9	2	1:44.625	24.436	27.354	24.199	28.636	206.9
3	1:45.027	24.444	27.484	24.240	28.859	205.1	3	1:45.127	24.617	27.472	24.015	29.023	203.9
4	1:44.657	24.363	26.881	23.711	29.702	200.3	4	1:44.410	24.466	27.368	23.856	28.720	202.7
5	1:43.997	24.245	27.086	23.691	28.975	202.7	5	1:44.542	24.538	27.198	24.016	28.790	202.7
6	1:43.368	24.430	27.002	23.503	28.433	205.1	6	1:44.659	24.571	27.284	23.852	28.952	207.6
7	1:43.396	24.350	27.101	23.575	28.370	202.1	7	1:44.597	24.515	27.384	23.994	28.704	201.5
8	1:43.544	24.281	26.850	23.947	28.466	200.9	8	1:44.811	24.647	27.208	24.083	28.873	205.1
9	1:45.355	24.934	27.318	24.264	28.839	201.5	9	1:45.748	24.950	27.422	24.272	29.104	197.5
10	1:45.408	25.067	27.633	23.883	28.825	195.8	10	1:45.143	24.715	27.342	24.113	28.973	201.5
11	1:44.977	24.815	27.303	23.917	28.942	202.7	11	1:45.219	24.980	27.249	24.145	28.845	199.2
12	1:45.387	24.890	27.579	23.967	28.951	199.8	12	1:45.210	24.660	27.386	24.214	28.950	199.2
13	1:46.584	24.828	27.316	25.911	28.529	205.7	13	1:45.039	24.796	27.434	24.022	28.787	199.8
14	1:43.602	24.292	26.753	23.858	28.699	199.2	14	1:44.732	24.501	27.331	24.049	28.851	198.6
15	1:45.145	24.672	27.777	23.904	28.792	205.7	15	1:44.952	24.516	27.411	24.040	28.985	200.3
16	1:45.354	24.589	27.630	24.376	28.759	206.9	16	1:45.195	24.626	27.336	24.149	29.084	201.5



# ETC

## Finetwork FIM JuniorGP Ricardo Tormo

### Race 2

### Sector Analysis

— Invalidated Lap    ■ Personal Best    ■ Session Best    B Crossing the pit lane

Lap	Time	Sector 1	Sector 2	Sector 3	Sector 4	T.Sp	Lap	Time	Sector 1	Sector 2	Sector 3	Sector 4	T.Sp		
<b>14</b>	<b>EDU GUTIÉRREZ</b> ESP							<b>81</b>	<b>LORENZ TONI LUCIANO</b> BEL						
	SUPERHUGO44 TEAM						HONDA		ARTBOX						HONDA
1	1:52.621	31.937	27.716	23.930	29.038		1	1:49.952	30.531	27.134	23.762	28.525			
2	1:44.377	24.254	27.402	23.729	28.992	202.1	2	1:44.707	24.693	27.029	23.772	29.213	200.9		
3	1:44.741	24.652	27.393	23.793	28.903	200.3	3	1:44.859	24.775	27.211	23.858	29.015	195.8		
4	1:44.716	24.658	27.243	23.817	28.998	200.3	4	1:45.162	25.129	27.182	23.968	28.883	192.5		
5	1:44.560	24.463	27.253	23.886	28.958	198.1	5	1:56.002 B	24.781	27.202	24.107	39.912	194.2		
6	1:44.657	24.803	27.143	23.760	28.951	201.5									
7	1:44.733	24.523	27.326	23.968	28.916	199.8									
8	1:44.949	24.601	27.097	24.081	29.170	201.5									
9	1:45.914	25.117	27.639	24.062	29.096	198.1									
10	1:45.264	24.714	27.516	24.164	28.870	206.9									
11	1:45.314	24.874	27.333	24.155	28.952	204.5									
12	1:45.031	24.630	27.206	24.260	28.935	202.7									
13	1:44.851	24.571	27.352	23.913	29.015	203.9									
14	1:44.944	24.669	27.363	24.055	28.857	198.1									
15	1:44.876	24.505	27.446	23.980	28.945	205.7									
16	1:45.139	24.767	27.409	24.002	28.961	206.9									
<b>41</b>	<b>YVONNE CERPA</b> ESP							<b>18</b>	<b>EDOARDO BERTOLA</b> ITA						
	TEAM HONDA LAGLISSE						HONDA		AC RACING TEAM						HONDA
1	1:53.665	32.564	28.212	24.036	28.853		1	7:19.440 B	5:49.836	28.351	24.906	36.347			
2	1:44.180	24.569	27.248	23.836	28.527	204.5									
3	1:44.753	24.409	27.329	23.926	29.089	210.1									
4	1:44.247	24.709	27.061	23.818	28.659	195.3									
5	1:44.139	24.273	27.065	24.045	28.756	205.7									
6	1:44.355	24.453	27.143	23.906	28.853	202.7									
7	1:44.842	24.618	27.387	23.909	28.928	199.2									
8	1:45.110	24.995	27.067	24.009	29.039	200.3									
9	1:45.649	24.839	27.500	24.188	29.122	195.8									
10	1:45.342	24.734	27.449	24.330	28.829	196.9									
11	1:45.045	24.651	27.251	24.089	29.054	198.6									
12	1:45.013	24.665	27.255	23.964	29.129	197.5									
13	1:44.824	24.719	27.209	23.937	28.959	197.5									
14	1:44.995	24.691	27.376	23.969	28.959	198.1									
15	1:45.101	24.682	27.340	23.939	29.140	198.1									
16	1:45.448	24.904	27.382	23.916	29.246	196.9									
<b>77</b>	<b>LEANDRO QUINTANS</b> FRA														
	TEAM LARRESPORT						HONDA								
1	1:54.202	32.673	28.358	24.210	28.961										
2	1:45.028	24.589	27.570	23.945	28.924	206.3									
3	1:45.478	24.530	27.547	24.123	29.278	203.3									
4	1:45.276	24.702	27.439	24.047	29.088	200.9									
5	1:45.415	24.710	27.445	24.116	29.144	199.8									
6	1:46.478	24.801	27.924	24.434	29.319	199.8									
7	1:46.268	24.881	27.636	24.282	29.469	196.4									
8	1:46.189	24.979	27.584	24.267	29.359	196.4									
9	1:46.453	25.072	27.828	24.250	29.303	196.4									
10	1:46.139	24.906	27.621	24.346	29.266	197.5									
11	1:46.197	25.038	27.665	24.287	29.207	196.9									
12	1:45.944	24.833	27.571	24.257	29.283	196.9									
13	1:46.230	25.045	27.683	24.188	29.314	196.4									
14	1:46.014	24.900	27.638	24.209	29.267	197.5									
15	1:46.246	24.945	27.689	24.165	29.447	198.1									
16	1:46.064	24.904	27.577	24.190	29.393	197.5									