



ETC

FIM JUNIORGP WORLD CHAMPIONSHIP |

RACE 1 (15 Laps, 62,7 km.)

Classification

No	Rider	Nat	Team	Bike	Tires	Cl.	Laps	Total Time	Gap	Kph	Best Lap		
											Lap	Time	Kph
1	51 BRIAN URIARTE	SPA	TEAM ESTRELLA GALICIA 0.0	HONDA	BRIDGES	ETC	15	26:49.252	-	140.3	6	1:46.534	141.3
2	27 RICO SALMELA	FIN	TEAM ESTRELLA GALICIA 0.0	HONDA	BRIDGES	ETC	15	26:49.291	+0.039	140.3	6	1:46.511	141.3
3	13 HAKIM DANISH	MAL	MONLAU MOTUL	HONDA	BRIDGES	ETC	15	26:49.306	+0.054	140.3	6	1:46.631	141.2
4	28 MÁXIMO QUILES	SPA	ASPAR JUNIOR TEAM	HONDA	BRIDGES	ETC	15	26:56.773	+7.521	139.7	3	1:46.687	141.1
5	21 RUCHÉ MOODLEY	RSA	FINETWORK MIR JUNIOR TEAM	HONDA	BRIDGES	ETC	15	26:57.041	+7.789	139.7	13	1:46.798	141.0
6	31 GIULIO PUGLIESE	ITA	AC RACING TEAM	HONDA	BRIDGES	ETC	15	26:57.088	+7.836	139.7	13	1:46.696	141.1
7	11 DAVID GONZÁLEZ	SPA	CUNA DE CAMPEONES	HONDA	BRIDGES	ETC	15	26:57.091	+7.839	139.7	2	1:46.464	141.4
8	1 GUIDO PINI	ITA	AC RACING TEAM	HONDA	BRIDGES	ETC	15	26:57.128	+7.876	139.6	4	1:46.806	141.0
9	26 PAU ALSINA	SPA	ARTBOX	HONDA	BRIDGES	ETC	15	26:58.675	+9.423	139.5	2	1:47.040	140.7
10	7 BEÑAT FERNANDEZ	SPA	FRANCO RACING VHC TEAM	HONDA	BRIDGES	ETC	15	26:58.721	+9.469	139.5	12	1:47.111	140.6
11	47 DODÓ BOGGIO	ITA	ASPAR JUNIOR TEAM	HONDA	BRIDGES	ETC	15	26:58.770	+9.518	139.5	14	1:46.558	141.3
12	24 GUILLEM PLANQUES	FRA	FIRST BIKE ACADEMY	HONDA	BRIDGES	ETC	15	26:58.838	+9.586	139.5	6	1:46.749	141.0
13	12 ADRIANO DONOSO	SPA	TEAM HONDA LAGLISSE	HONDA	BRIDGES	ETC	15	26:58.952	+9.700	139.5	15	1:47.015	140.7
14	81 LORENZ LUCIANO	BEL	ARTBOX	HONDA	BRIDGES	ETC	15	27:03.667	+14.415	139.1	3	1:46.925	140.8
15	22 JESÚS TORRES	SPA	CUNA DE CAMPEONES	HONDA	BRIDGES	ETC	15	27:03.687	+14.435	139.1	5	1:46.978	140.7
16	72 EDOARDO LIGUORI	ITA	DODICI MOTORSPORT	HONDA	BRIDGES	ETC	15	27:04.132	+14.880	139.0	7	1:47.053	140.6
17	25 GONZALO PÉREZ	SPA	TEAM LARRESPORT	HONDA	BRIDGES	ETC	15	27:24.073	+34.821	137.4	3	1:48.146	139.2
18	90 LUCA AGOSTINELLI	VIE	IGAXTEAM	HONDA	BRIDGES	ETC	15	27:24.146	+34.894	137.4	15	1:48.173	139.2
19	43 AMANUEL BRINTON	GBR	TEAM ESTRELLA GALICIA 0.0	HONDA	BRIDGES	ETC	15	27:24.270	+35.018	137.3	4	1:47.862	139.6
20	33 ENZO BELLON	FRA	MB38 BY MECASPORT	HONDA	BRIDGES	ETC	15	27:24.595	+35.343	137.3	3	1:48.172	139.2
21	38 MATTEO ROMAN	FRA	JEG RACING	HONDA	BRIDGES	ETC	15	27:25.210	+35.958	137.3	9	1:48.309	139.0
22	94 MARC AGUILAR	SPA	TEAM LARRESPORT	HONDA	BRIDGES	ETC	15	27:25.420	+36.168	137.2	5	1:48.193	139.2
23	20 OWEN VAN TRIGT	NED	AGR TEAM	HONDA	BRIDGES	ETC	15	27:25.573	+36.321	137.2	6	1:48.005	139.4
24	18 EDOARDO BERTOLA	ITA	AC RACING TEAM	HONDA	BRIDGES	ETC	15	27:25.611	+36.359	137.2	5	1:48.253	139.1
25	6 BENJAMIN CAILLET	FRA	VILTAIS RACING JUNIOR	HONDA	BRIDGES	ETC	15	27:25.829	+36.577	137.2	10	1:48.143	139.2
26	3 VASILIS PANTELEAKIS	GRE	ARTBOX	HONDA	BRIDGES	ETC	15	27:31.378	+42.126	136.8	2	1:48.640	138.6
Retired													
71	HAMAD AL-SAHOUTI	QAT	TEAM IMPALA HONDA	HONDA	BRIDGES	ETC	4	7:18.710			4	1:47.585	139.9
50	CARTER THOMPSON	AUS	AGR TEAM	HONDA	BRIDGES	ETC	2	3:40.002			2	1:47.217	140.4
93	ALBERTO FERRÁNDEZ	SPA	FINETWORK MIR JUNIOR TEAM	HONDA	BRIDGES	ETC	2	3:40.045			2	1:47.031	140.7
17	PEDRO ALOMAR	SPA	IGAXTEAM	HONDA	BRIDGES	ETC	2	3:45.154			2	1:48.648	138.6

Pole Position:

BRIAN URIARTE

Fastest Lap:

Lap2


DAVID GONZÁLEZ

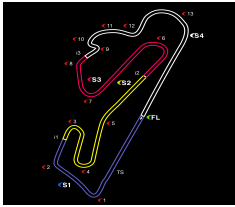
1:46.464

141.4 Kph

Published at: 11:36

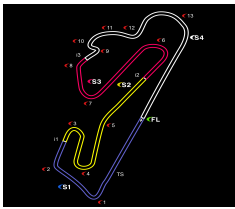
Track Status: **DRY**

<p>Clerk of the course: João Pedro Lima</p>		<p>Timekeeper</p>
--	---	--------------------------



ETC FIM JUNIORGP WORLD CHAMPIONSHIP ESTORIL 2023 RACE 1 Sector Analysis

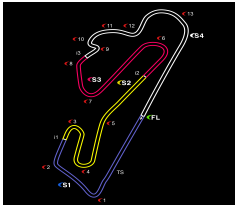
_ Invalidated Lap							■ Personal Best							■ Session Best							B Crossing the pit lane																																																																																										
Lap	Time	Sector 1	Sector 2	Sector 3	Sector 4	Elapsed	Lap	Time	Sector 1	Sector 2	Sector 3	Sector 4	Elapsed	Lap	Time	Sector 1	Sector 2	Sector 3	Sector 4	Elapsed	Lap	Time	Sector 1	Sector 2	Sector 3	Sector 4	Elapsed																																																																																				
1 GUIDO PINI AC RACING TEAM ITA HONDA							1	1:53.073	26.506	27.955	25.062	33.550	1:53.073	2	1:47.547	21.540	27.677	24.723	33.607	3:40.620	3	1:47.758	21.609	28.136	24.616	33.397	5:28.378	4	1:47.292	21.549	27.796	24.486	33.461	7:15.670	5	1:47.209	21.687	27.679	24.605	33.238	9:02.879	6	1:47.200	21.546	27.583	24.692	33.379	10:50.079	7	1:47.350	21.945	27.576	24.605	33.224	12:37.429	8	1:47.880	21.786	27.685	24.556	33.853	14:25.309	9	1:47.539	21.767	27.647	24.571	33.554	16:12.848	10	1:48.291	21.875	27.661	24.684	34.071	18:01.139	11	1:47.931	21.691	27.762	25.031	33.447	19:49.070	12	1:47.111	21.715	27.749	24.569	33.078	21:36.181	13	1:47.559	21.558	27.696	24.810	33.495	23:23.740	14	1:47.300	21.634	27.833	24.509	33.324	25:11.040	15	1:47.681	21.719	27.807	24.565	33.590	26:58.721
3 VASILIS PANTELEAKIS ARTBOX GRE HONDA							1	1:58.482	29.152	28.990	25.454	34.886	1:58.482	2	1:48.640	21.839	28.044	24.894	33.863	3:47.122	3	1:49.465	21.837	27.990	25.312	34.326	5:36.587	4	1:48.858	21.861	28.099	24.964	33.934	7:25.445	5	1:49.587	21.832	28.338	25.061	34.356	9:15.032	6	1:49.960	21.901	28.531	25.195	34.333	11:04.992	7	1:49.477	22.041	28.337	25.060	34.039	12:54.469	8	1:49.286	21.887	28.274	25.057	34.068	14:43.755	9	1:49.502	21.873	28.299	25.068	34.262	16:33.257	10	1:49.463	21.931	28.280	25.063	34.189	18:22.720	11	1:49.597	21.772	28.420	25.293	34.112	20:12.317	12	1:49.026	21.973	28.183	25.072	33.798	22:01.343	13	1:49.922	21.972	28.400	25.277	34.273	23:51.265	14	1:50.107	22.083	28.424	25.296	34.304	25:41.372	15	1:50.006	22.085	28.478	25.176	34.267	27:31.378
6 BENJAMIN CAILLET VILTAIS RACING JUNIOR FRA HONDA							1	1:57.987	28.592	28.775	25.570	35.050	1:57.987	2	1:52.724	25.263	28.328	24.976	34.157	3:50.711	3	1:48.843	21.735	28.154	24.757	34.197	5:39.554	4	1:48.976	22.081	28.027	24.800	34.068	7:28.530	5	1:49.269	22.176	28.083	24.801	34.209	9:17.799	6	1:49.024	21.747	28.053	24.963	34.261	11:06.823	7	1:50.526	23.626	28.110	24.787	34.003	12:57.349	8	1:48.913	21.731	28.046	24.934	34.202	14:46.262	9	1:48.611	21.870	27.968	24.821	33.952	16:34.873	10	1:48.143	21.651	28.007	24.680	33.805	18:23.016	11	1:48.790	21.678	28.230	24.826	34.056	20:11.806	12	1:48.471	21.919	28.101	24.695	33.756	22:00.277	13	1:48.403	21.761	27.958	24.795	33.889	23:48.680	14	1:48.579	21.957	27.771	24.656	34.195	25:37.259	15	1:48.570	21.760	27.967	24.723	34.120	27:25.829
7 BEÑAT FERNANDEZ FRANCO RACING VHC TEAM SPA HONDA							1	1:51.873	25.691	27.966	24.524	33.692	1:51.873	2	1:47.194	21.676	27.744	24.663	33.111	3:39.067	3	1:46.829	21.721	27.526	24.519	33.063	5:25.896																																																																																				
11 DAVID GONZÁLEZ CUNA DE CAMPEONES SPA HONDA							1	1:54.871	28.131	28.232	24.797	33.711	1:54.871	2	1:46.464	21.605	27.467	24.354	33.038	3:41.335	3	1:47.485	21.366	28.315	24.484	33.320	5:28.820	4	1:46.870	21.648	27.567	24.335	33.320	7:15.690	5	1:46.659	21.284	27.726	24.353	33.296	9:02.349	6	1:47.056	21.544	27.458	24.592	33.462	10:49.405	7	1:48.223	22.725	28.109	24.270	33.119	12:37.628	8	1:47.640	21.791	27.576	24.618	33.655	14:25.268	9	1:47.706	22.176	27.524	24.652	33.354	16:12.974	10	1:47.631	21.487	27.722	24.565	33.857	18:00.605	11	1:47.986	21.696	28.226	24.676	33.388	19:48.591	12	1:46.791	21.565	27.587	24.467	33.172	21:35.382	13	1:47.128	21.453	27.717	24.579	33.379	23:22.510	14	1:47.307	21.679	27.719	24.541	33.368	25:09.817	15	1:47.274	21.556	27.648	24.577	33.493	26:57.091
12 ADRIANO DONOSO TEAM HONDA LAGLISSE SPA HONDA							1	1:54.320	27.258	28.004	25.252	33.806	1:54.320	2	1:48.034	21.802	27.833	24.769	33.630	3:42.354	3	1:47.503	21.598	27.755	24.593	33.557	5:29.857	4	1:47.801	21.656	27.687	24.623	33.835	7:17.658	5	1:47.685	21.585	27.813	24.531	33.756	9:05.343	6	1:47.970	21.711	27.784	24.878	33.597	10:53.313	7	1:47.929	21.912	27.735	24.819	33.463	12:41.242	8	1:47.137	21.658	27.624	24.469	33.386	14:28.379	9	1:47.570	21.846	27.651	24.703	33.370	16:15.949	10	1:47.426	21.626	27.950	24.466	33.384	18:03.375	11	1:47.251	21.540	27.775	24.482	33.454	19:50.626	12	1:47.092	21.667	27.772	24.386	33.267	21:37.718	13	1:47.202	21.558	27.801	24.483	33.360	23:24.920	14	1:47.017	21.561	27.659	24.373	33.424	25:11.937	15	1:47.015	21.527	27.583	24.433	33.472	26:58.952
13 HAKIM DANISH MONLAU MOTUL MAL HONDA							1	1:51.873	25.691	27.966	24.524	33.692	1:51.873	2	1:47.194	21.676	27.744	24.663	33.111	3:39.067	3	1:46.829	21.721	27.526	24.519	33.063	5:25.896																																																																																				



ETC FIM JUNIORGP WORLD CHAMPIONSHIP ESTORIL 2023 RACE 1

Sector Analysis

_ Invalidated Lap							■ Personal Best							■ Session Best							B Crossing the pit lane																																																																																										
Lap	Time	Sector 1	Sector 2	Sector 3	Sector 4	Elapsed	Lap	Time	Sector 1	Sector 2	Sector 3	Sector 4	Elapsed	Lap	Time	Sector 1	Sector 2	Sector 3	Sector 4	Elapsed	Lap	Time	Sector 1	Sector 2	Sector 3	Sector 4	Elapsed																																																																																				
17 PEDRO ALOMAR SPA																																																																																																															
IGAXTEAM HONDA																																																																																																															
1	1:46.835	21.644	27.490	24.521	33.180	7:12.731	2	1:47.190	21.565	27.679	24.627	33.319	3:39.945	3	1:47.086	21.568	27.639	24.502	33.377	5:27.031	4	1:47.178	21.539	27.705	24.569	33.365	7:14.209	5	1:46.917	21.678	27.403	24.461	33.409	10:46.163	6	1:46.631	21.358	27.403	24.461	33.409	12:33.080	7	1:47.108	21.792	27.565	24.703	33.091	14:20.244	8	1:47.164	21.499	27.667	24.598	33.400	16:06.953	9	1:47.108	21.792	27.565	24.703	33.048	17:53.999	10	1:46.709	21.408	27.668	24.502	33.131	19:40.688	11	1:47.046	21.817	27.498	24.550	33.181	21:27.796	12	1:47.108	21.792	27.565	24.703	33.060	23:14.848	13	1:47.052	21.617	27.566	24.809	33.528	25:02.205	14	1:47.101	21.714	27.646	24.469	33.245	26:49.306	15	1:47.101	21.339	27.610	24.907	33.245	28:36.412							
22 JESÚS TORRES SPA																																																																																																															
CUNA DE CAMPEONES HONDA																																																																																																															
1	1:56.506	28.869	28.465	25.170	34.002	1:56.506	1	1:55.051	27.713	28.496	24.933	33.909	1:55.051	2	1:48.637	22.748	27.917	24.721	33.251	3:43.688	3	1:47.445	21.527	27.838	24.408	33.672	5:31.133	4	1:48.725	21.735	27.972	25.261	33.757	7:22.726	5	1:46.978	21.384	27.783	24.481	33.330	9:05.831	6	1:48.369	22.180	27.798	24.744	33.647	10:52.813	7	1:48.253	21.749	27.957	24.883	33.664	12:40.809	8	1:49.352	21.970	27.965	25.269	34.148	14:28.315	9	1:49.319	21.937	28.430	25.129	33.823	16:15.652	10	1:49.568	21.857	28.104	25.531	34.076	18:05.015	11	1:49.456	22.058	28.153	24.957	34.288	19:52.152	12	1:49.257	22.236	27.778	24.994	34.249	21:39.505	13	1:49.837	22.096	28.192	25.372	34.177	23:27.481	14	1:49.573	21.874	28.091	25.439	34.169	25:15.733	15	1:49.130	21.896	27.703	25.479	34.052	27:03.687
18 EDOARDO BERTOLA ITA																																																																																																															
AC RACING TEAM HONDA																																																																																																															
1	1:58.641	29.310	28.917	25.479	34.935	1:58.641	1	1:54.278	27.572	28.077	24.991	33.638	1:54.278	2	1:48.633	22.072	28.094	24.815	33.652	3:47.274	3	1:47.799	21.572	28.479	24.597	33.151	5:29.123	4	1:48.456	21.830	28.035	24.792	33.799	7:16.026	5	1:47.462	21.700	27.821	24.446	33.495	9:03.488	6	1:48.977	22.423	28.073	24.666	33.815	10:50.237	7	1:48.488	21.841	28.152	24.609	33.886	12:37.594	8	1:48.005	21.862	28.061	24.669	33.413	14:25.691	9	1:48.881	21.753	28.118	25.171	33.839	16:13.813	10	1:49.589	21.992	28.196	25.265	34.136	18:01.363	11	1:48.806	21.822	28.214	24.790	33.980	19:49.110	12	1:49.746	21.921	28.305	25.112	34.408	21:36.136	13	1:49.557	21.979	28.354	25.118	34.106	23:23.237	14	1:49.750	22.155	28.377	25.184	34.034	25:10.765	15	1:49.205	21.924	28.097	25.041	34.143	26:58.838
20 OWEN VAN TRIGT NED																																																																																																															
AGR TEAM HONDA																																																																																																															
1	1:50.485	22.150	28.373	25.475	34.487	25:36.956	1	1:48.073	21.737	27.984	24.848	33.504	26:58.838	2	1:48.655	21.923	27.911	24.637	34.184	28:46.471	3	1:48.250	21.912	27.950	24.666	33.722	30:35.166	4	1:50.485	22.150	28.373	25.475	34.487	32:26.653	5	1:48.717	21.618	28.068	24.803	34.228	34:18.881	6	1:48.881	21.753	28.118	25.171	33.839	36:11.095	7	1:49.589	21.992	28.196	25.265	34.136	38:02.231	8	1:48.806	21.822	28.214	24.790	33.980	39:53.367	9	1:49.746	21.921	28.305	25.112	34.408	41:44.503	10	1:49.557	21.979	28.354	25.118	34.106	43:35.639	11	1:49.750	22.155	28.377	25.184	34.034	45:26.775	12	1:49.205	21.924	28.097	25.041	34.143	47:17.911	13	1:50.122	22.048	28.285	25.309	34.480	49:09.047	14	1:48.717	21.618	28.068	24.803	34.228	51:00.183	15	1:48.717	21.618	28.068	24.803	34.228	52:51.319
24 GUILLEM PLANQUES FRA																																																																																																															
FIRST BIKE ACADEMY HONDA																																																																																																															
1	1:52.755	26.368	27.834	24.875	33.678	1:52.755	1	1:56.283	28.453	28.461	25.284	34.085	1:56.283	2	1:48.948	22.249	27.872	25.093	33.734	3:45.231	3	1:48.146	21.893	27.814	24.795	33.644	5:33.377	4	1:48.250	21.912	27.950	24.666	33.722	7:21.627																																																																													
21 RUCHÉ MOODLEY RSA																																																																																																															
FINETWORK MIR JUNIOR TEAM HONDA																																																																																																															
1	1:52.755	26.368	27.834	24.875	33.678	1:52.755	1	1:56.283	28.453	28.461	25.284	34.085	1:56.283	2	1:48.948	22.249	27.872	25.093	33.734	3:45.231	3	1:48.146	21.893	27.814	24.795	33.644	5:33.377	4	1:48.250	21.912	27.950	24.666	33.722	7:21.627																																																																													



ETC FIM JUNIORGP WORLD CHAMPIONSHIP ESTORIL 2023 RACE 1 Sector Analysis

— Invalidated Lap ■ Personal Best ■ Session Best B Crossing the pit lane

Lap	Time	Sector 1	Sector 2	Sector 3	Sector 4	Elapsed	Lap	Time	Sector 1	Sector 2	Sector 3	Sector 4	Elapsed
5	1:48.617	21.920	28.002	24.682	34.013	9:10.244	8	1:46.817	21.442	27.562	24.627	33.186	14:26.230
6	1:49.843	21.959	28.371	25.392	34.121	11:00.087	9	1:47.079	21.567	27.598	24.568	33.346	16:13.309
7	1:49.320	21.851	28.376	25.102	33.991	12:49.407	10	1:47.778	21.626	27.533	24.723	33.896	18:01.087
8	1:49.424	21.970	28.053	25.320	34.081	14:38.831	11	1:47.129	21.626	27.700	24.389	33.414	19:48.216
9	1:49.175	21.813	28.170	25.191	34.001	16:28.006	12	1:46.941	21.501	27.691	24.420	33.329	21:35.157
10	1:49.781	22.028	28.106	25.127	34.520	18:17.787	13	1:47.330	21.566	27.662	24.551	33.551	23:22.487
11	1:49.457	21.879	28.072	25.342	34.164	20:07.244	14	1:47.289	21.656	27.714	24.465	33.454	25:09.776
12	1:49.049	21.955	28.121	25.091	33.882	21:56.293	15	1:46.997	21.495	27.679	24.389	33.434	26:56.773
13	1:49.836	22.136	28.243	25.117	34.340	23:46.129							
14	1:49.518	22.146	28.368	25.079	33.925	25:35.647							
15	1:48.426	21.839	28.031	24.794	33.762	27:24.073							

26 PAU ALSINA SPA
ARTBOX HONDA

1	1:53.287	27.198	27.788	24.929	33.372	1:53.287
2	1:47.040	21.446	27.704	24.641	33.249	3:40.327
3	1:47.739	21.466	28.433	24.335	33.505	5:28.066
4	1:47.503	21.545	27.763	24.479	33.716	7:15.569
5	1:47.339	21.668	27.776	24.462	33.433	9:02.908
6	1:47.178	21.439	27.597	24.581	33.561	10:50.086
7	1:47.301	21.650	27.807	24.492	33.352	12:37.387
8	1:48.294	21.735	27.781	24.935	33.843	14:25.681
9	1:47.855	21.920	27.603	24.721	33.611	16:13.536
10	1:47.778	21.698	27.712	24.483	33.885	18:01.314
11	1:47.595	21.610	27.686	24.756	33.543	19:48.909
12	1:47.140	21.420	27.635	24.527	33.558	21:36.049
13	1:47.138	21.488	27.578	24.532	33.540	23:23.187
14	1:47.568	21.707	27.661	24.476	33.724	25:10.755
15	1:47.920	21.792	27.865	24.518	33.745	26:58.675

27 RICO SALMELA FIN
TEAM ESTRELLA GALICIA 0,0 HONDA

1	1:51.852	25.954	27.841	24.750	33.307	1:51.852
2	1:46.915	21.535	27.836	24.523	33.021	3:38.767
3	1:47.007	21.659	27.688	24.504	33.156	5:25.774
4	1:46.900	21.364	27.767	24.428	33.341	7:12.674
5	1:46.943	21.543	27.770	24.514	33.116	8:59.617
6	1:46.511	21.405	27.495	24.395	33.216	10:46.128
7	1:46.770	21.493	27.515	24.519	33.243	12:32.898
8	1:47.314	21.499	27.783	24.503	33.529	14:20.212
9	1:46.842	21.635	27.615	24.560	33.032	16:07.054
10	1:46.660	21.519	27.635	24.313	33.193	17:53.714
11	1:46.918	21.661	27.490	24.444	33.323	19:40.632
12	1:47.139	21.628	27.793	24.449	33.269	21:27.771
13	1:47.064	21.767	27.421	24.513	33.363	23:14.835
14	1:46.870	21.511	27.773	24.297	33.289	25:01.705
15	1:47.586	21.645	27.804	24.551	33.586	26:49.291

28 MÁXIMO QUILES SPA
ASPAR JUNIOR TEAM HONDA

1	1:55.132	28.177	28.296	25.147	33.512	1:55.132
2	1:46.989	21.597	27.448	24.663	33.281	3:42.121
3	1:46.687	21.413	27.670	24.586	33.018	5:28.808
4	1:48.708	21.392	27.470	26.341	33.505	7:17.516
5	1:46.827	21.464	27.591	24.320	33.452	9:04.343
6	1:48.002	22.101	27.693	24.833	33.375	10:52.345
7	1:47.068	21.609	27.652	24.449	33.358	12:39.413

31 GIULIO PUGLIESE ITA
AC RACING TEAM HONDA

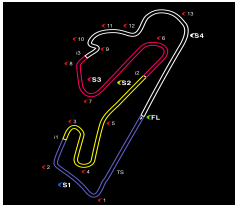
1	1:53.653	26.912	27.931	25.021	33.789	1:53.653
2	1:47.482	21.521	27.518	24.776	33.667	3:41.135
3	1:48.099	21.454	28.837	24.733	33.075	5:29.234
4	1:46.776	21.537	27.454	24.491	33.294	7:16.010
5	1:47.165	21.621	27.834	24.463	33.247	9:03.175
6	1:46.913	21.524	27.465	24.717	33.207	10:50.088
7	1:47.256	21.560	27.630	24.545	33.521	12:37.344
8	1:47.961	21.662	27.713	24.858	33.728	14:25.305
9	1:47.982	21.611	27.700	24.958	33.713	16:13.287
10	1:48.114	21.783	27.519	24.783	34.029	18:01.401
11	1:47.893	21.848	27.707	25.021	33.317	19:49.294
12	1:47.285	21.666	27.590	24.724	33.305	21:36.579
13	1:46.696	21.451	27.412	24.542	33.291	23:23.275
14	1:46.978	21.451	27.567	24.556	33.404	25:10.253
15	1:46.835	21.541	27.554	24.503	33.237	26:57.088

33 ENZO BELLON FRA
MB38 BY MECASPORT HONDA

1	1:57.565	28.301	28.684	25.798	34.782	1:57.565
2	1:48.545	21.865	27.685	24.925	34.070	3:46.110
3	1:48.172	21.651	27.721	24.947	33.853	5:34.282
4	1:48.339	21.792	27.765	24.782	34.000	7:22.621
5	1:48.321	21.740	28.036	24.711	33.834	9:10.942
6	1:49.299	21.964	27.989	25.213	34.133	11:00.241
7	1:49.128	21.801	28.199	25.043	34.085	12:49.369
8	1:49.582	21.999	28.122	25.466	33.995	14:38.951
9	1:49.433	22.051	27.894	25.236	34.252	16:28.384
10	1:49.491	21.825	27.978	25.217	34.471	18:17.875
11	1:49.499	22.039	28.130	25.365	33.965	20:07.374
12	1:49.132	21.914	27.989	25.254	33.975	21:56.506
13	1:49.684	21.840	28.154	25.401	34.289	23:46.190
14	1:49.841	21.900	28.775	25.048	34.118	25:36.031
15	1:48.564	21.674	27.842	25.012	34.036	27:24.595

38 MATTEO ROMAN FRA
JEG RACING HONDA

1	1:57.991	28.673	28.759	25.736	34.823	1:57.991
2	1:50.890	23.535	28.028	24.971	34.356	3:48.881
3	1:49.560	21.859	28.678	24.964	34.059	5:38.441
4	1:48.997	21.917	28.093	24.827	34.160	7:27.438
5	1:48.677	21.810	28.014	24.808	34.045	9:16.115
6	1:48.766	21.851	28.162	24.930	33.823	11:04.881
7	1:48.760	21.870	27.972	24.982	33.936	12:53.641
8	1:48.900	21.866	28.032	24.959	34.043	14:42.541
9	1:48.309	21.747	27.915	24.831	33.816	16:30.850
10	1:48.419	21.851	27.946	24.847	33.775	18:19.269



ETC FIM JUNIORGP WORLD CHAMPIONSHIP ESTORIL 2023 RACE 1

Sector Analysis

— Invalidated Lap ■ Personal Best ■ Session Best B Crossing the pit lane

Lap	Time	Sector 1	Sector 2	Sector 3	Sector 4	Elapsed	Lap	Time	Sector 1	Sector 2	Sector 3	Sector 4	Elapsed
11	1:48.572	21.884	27.714	25.011	33.963	20:07.841	9	1:46.592	21.225	27.713	24.264	33.390	16:06.888
12	1:48.996	21.935	28.151	24.991	33.919	21:56.837	10	1:46.780	21.576	27.662	24.089	33.453	17:53.668
13	1:49.365	22.299	27.643	25.236	34.187	23:46.202	11	1:46.946	21.428	27.702	24.297	33.519	19:40.614
14	1:50.222	22.181	28.476	25.426	34.139	25:36.424	12	1:47.139	21.524	27.828	24.291	33.496	21:27.753
15	1:48.786	21.772	27.757	24.836	34.421	27:25.210	13	1:46.972	21.476	27.633	24.360	33.503	23:14.725
							14	1:46.999	21.491	27.639	24.307	33.562	25:01.724
							15	1:47.528	21.735	27.778	24.617	33.398	26:49.252

43 AMANUEL BRINTON GBR
TEAM ESTRELLA GALICIA 0,0 HONDA

1	1:56.209	28.470	28.317	25.049	34.373	1:56.209
2	1:49.055	22.126	28.022	24.827	34.080	3:45.264
3	1:48.538	21.800	27.817	25.199	33.722	5:33.802
4	1:47.862	21.903	27.862	24.708	33.389	7:21.664
5	1:48.590	21.984	27.932	24.879	33.795	9:10.254
6	1:49.977	22.038	28.275	25.277	34.387	11:00.231
7	1:49.433	21.948	28.401	25.183	33.901	12:49.664
8	1:49.646	22.198	28.019	25.545	33.884	14:39.310
9	1:48.745	21.853	28.106	24.945	33.841	16:28.055
10	1:49.772	22.046	28.042	25.323	34.361	18:17.827
11	1:49.663	21.958	28.177	25.307	34.221	20:07.490
12	1:49.540	21.901	28.283	25.063	34.293	21:57.030
13	1:49.285	21.785	27.963	25.361	34.176	23:46.315
14	1:50.008	21.850	28.634	25.192	34.332	25:36.323
15	1:47.947	21.750	27.824	24.781	33.592	27:24.270

47 DODÓ BOGGIO ITA
ASPAR JUNIOR TEAM HONDA

1	1:57.406	28.770	28.828	25.446	34.362	1:57.406
2	1:47.698	21.570	27.473	24.996	33.659	3:45.104
3	1:47.637	21.652	27.711	24.767	33.507	5:32.741
4	1:46.805	21.504	27.549	24.481	33.271	7:19.546
5	1:47.226	21.480	27.648	24.483	33.615	9:06.772
6	1:47.236	21.574	27.653	24.716	33.293	10:54.008
7	1:46.981	21.394	27.527	24.679	33.381	12:40.989
8	1:47.320	21.469	27.684	24.607	33.560	14:28.309
9	1:47.330	21.665	27.640	24.540	33.485	16:15.639
10	1:47.696	21.969	27.852	24.425	33.450	18:03.335
11	1:47.256	21.538	27.702	24.509	33.507	19:50.591
12	1:47.054	21.632	27.627	24.486	33.309	21:37.645
13	1:46.931	21.552	27.598	24.460	33.321	23:24.576
14	1:46.558	21.552	27.480	24.364	33.162	25:11.134
15	1:47.636	21.535	27.790	24.807	33.504	26:58.770

50 CARTER THOMPSON AUS
AGR TEAM HONDA

1	1:52.785	26.442	27.964	24.929	33.450	1:52.785
2	1:47.217	21.610	27.729	24.601	33.277	3:40.002

51 BRIAN URIARTE SPA
TEAM ESTRELLA GALICIA 0,0 HONDA

1	1:51.844	25.769	27.897	24.643	33.535	1:51.844
2	1:46.919	21.610	27.691	24.388	33.230	3:38.763
3	1:46.955	21.560	27.711	24.330	33.354	5:25.718
4	1:46.866	21.471	27.646	24.280	33.469	7:12.584
5	1:46.599	21.421	27.604	24.172	33.402	8:59.183
6	1:46.534	21.396	27.547	24.245	33.346	10:45.717
7	1:47.123	21.670	27.632	24.383	33.438	12:32.840
8	1:47.456	21.437	28.138	24.659	33.222	14:20.296

71 HAMAD AL-SAHOUTI QAT
TEAM IMPALA HONDA HONDA

1	1:55.053	27.497	28.175	25.726	33.655	1:55.053
2	1:48.141	21.812	27.839	24.873	33.617	3:43.194
3	1:47.931	21.643	27.722	24.804	33.762	5:31.125
4	1:47.585	21.504	28.063	24.575	33.443	7:18.710

72 EDOARDO LIGUORI ITA
DODICI MOTORSPORT HONDA

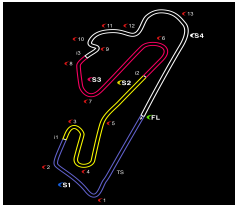
1	1:54.851	27.194	28.046	25.638	33.973	1:54.851
2	1:48.265	21.826	27.842	24.934	33.663	3:43.116
3	1:47.859	21.515	27.814	24.752	33.778	5:30.975
4	1:48.476	22.382	27.629	24.856	33.609	7:19.451
5	1:47.501	21.538	27.744	24.679	33.540	9:06.952
6	1:47.285	21.685	27.575	24.785	33.240	10:54.237
7	1:47.053	21.490	27.475	24.844	33.244	12:41.290
8	1:47.566	21.542	27.802	24.742	33.480	14:28.856
9	1:47.666	21.514	27.652	24.793	33.707	16:16.522
10	1:47.385	21.499	27.532	24.787	33.567	18:03.907
11	1:48.166	21.599	27.800	24.845	33.922	19:52.073
12	1:47.411	21.595	27.625	24.574	33.617	21:39.484
13	1:48.206	21.583	27.935	24.666	34.022	23:27.690
14	1:48.572	21.891	27.983	24.916	33.782	25:16.262
15	1:47.870	21.652	27.696	24.848	33.674	27:04.132

81 LORENZ LUCIANO BEL
ARTBOX HONDA

1	1:56.247	27.652	28.659	25.470	34.466	1:56.247
2	1:48.064	21.856	28.075	24.728	33.405	3:44.311
3	1:46.925	21.467	27.785	24.399	33.274	5:31.236
4	1:47.579	21.442	28.106	24.542	33.489	7:18.815
5	1:47.146	21.479	27.934	24.410	33.323	9:05.961
6	1:47.352	21.477	27.877	24.636	33.362	10:53.313
7	1:47.777	21.759	27.892	24.698	33.428	12:41.090
8	1:47.342	21.504	27.946	24.646	33.246	14:28.432
9	1:48.280	21.667	27.642	25.312	33.659	16:16.712
10	1:47.142	21.500	27.849	24.478	33.315	18:03.854
11	1:47.710	21.686	27.867	24.755	33.402	19:51.564
12	1:48.015	21.766	28.173	24.621	33.455	21:39.579
13	1:48.055	21.491	28.075	24.779	33.710	23:27.634
14	1:48.149	21.667	28.194	24.732	33.556	25:15.783
15	1:47.884	21.754	27.925	24.659	33.546	27:03.667

90 LUCA AGOSTINELLI VIE
IGAXTEAM HONDA

1	1:56.108	27.918	28.395	25.286	34.509	1:56.108
2	1:48.897	21.929	27.958	24.892	34.118	3:45.005
3	1:48.993	21.996	27.950	25.088	33.959	5:33.998
4	1:48.478	21.605	27.807	24.848	34.218	7:22.476



ETC FIM JUNIORGP WORLD CHAMPIONSHIP ESTORIL 2023 RACE 1

Sector Analysis

— Invalidated Lap ■ Personal Best ■ Session Best B Crossing the pit lane

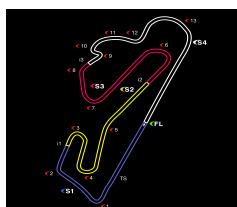
Lap	Time	Sector 1	Sector 2	Sector 3	Sector 4	Elapsed	Lap	Time	Sector 1	Sector 2	Sector 3	Sector 4	Elapsed
5	1:48.190	21.617	27.851	24.821	33.901	9:10.666							
6	1:49.327	21.729	28.019	25.330	34.249	10:59.993							
7	1:49.345	21.881	28.168	25.192	34.104	12:49.338							
8	1:49.391	21.956	28.035	25.558	33.842	14:38.729							
9	1:49.240	21.863	28.065	25.173	34.139	16:27.969							
10	1:49.689	21.874	28.068	25.153	34.594	18:17.658							
11	1:49.578	21.807	28.117	25.616	34.038	20:07.236							
12	1:49.229	21.940	27.986	25.202	34.101	21:56.465							
13	1:49.626	21.842	28.162	25.229	34.393	23:46.091							
14	1:49.882	21.965	28.476	25.295	34.146	25:35.973							
15	1:48.173	21.577	27.811	25.091	33.694	27:24.146							

93 ALBERTO FERRÁNDEZ SPA
FINETWORK MIR JUNIOR TEAM HONDA

1	1:53.014	26.669	27.810	25.125	33.410	1:53.014
2	1:47.031	21.528	27.653	24.626	33.224	3:40.045

94 MARC AGUILAR SPA
TEAM LARRESPORT HONDA

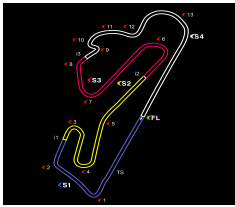
1	1:58.066	28.911	28.799	25.550	34.806	1:58.066
2	1:48.206	21.798	27.871	24.733	33.804	3:46.272
3	1:48.734	21.679	27.825	25.096	34.134	5:35.006
4	1:48.240	21.748	27.861	24.870	33.761	7:23.246
5	1:48.193	21.712	27.949	24.828	33.704	9:11.439
6	1:49.252	21.962	27.889	25.089	34.312	11:00.691
7	1:49.318	21.868	28.275	25.271	33.904	12:50.009
8	1:49.010	21.979	27.957	25.422	33.652	14:39.019
9	1:48.928	21.877	28.052	24.908	34.091	16:27.947
10	1:49.767	21.998	28.113	25.064	34.592	18:17.714
11	1:49.565	21.888	28.239	25.154	34.284	20:07.279
12	1:49.492	22.271	28.133	25.029	34.059	21:56.771
13	1:49.484	21.953	28.171	25.329	34.031	23:46.255
14	1:50.186	22.292	28.423	25.166	34.305	25:36.441
15	1:48.979	21.916	27.810	25.026	34.227	27:25.420



ETC FIM JUNIORGP WORLD CHAMPIONSHIP ESTORIL 2023 RACE 1

Best Sector Times

Sector 1			Sector 2		Sector 3		Sector 4		Ideal Lap		Best Lap
Pos	No Rider	Time	No Rider	Time	No Rider	Time	No Rider	Time	Pos	No	Lap
1	51 B.URIARTE	21.225	13 H.DANISH	27.370	51 B.URIARTE	24.089	28 M.QUILES	33.018	1	11	1:46.050
2	11 D.GONZÁLEZ	21.284	31 G.PUGLIESE	27.412	11 D.GONZÁLEZ	24.270	27 R.SALMELA	33.021	2	51	1:46.083
3	13 H.DANISH	21.339	27 R.SALMELA	27.421	1 G.PINI	24.280	11 D.GONZÁLEZ	33.038	3	27	1:46.103
4	27 R.SALMELA	21.364	28 M.QUILES	27.448	27 R.SALMELA	24.297	13 H.DANISH	33.048	4	13	1:46.147
5	24 G.PLANQUES	21.371	11 D.GONZÁLEZ	27.458	28 M.QUILES	24.320	31 G.PUGLIESE	33.075	5	28	1:46.178
6	22 J.TORRES	21.384	24 G.PLANQUES	27.463	26 P.ALSINA	24.335	7 B.FERNANDEZ	33.078	6	47	1:46.393
7	28 M.QUILES	21.392	47 D.BOGGIO	27.473	47 D.BOGGIO	24.364	24 G.PLANQUES	33.138	7	31	1:46.401
8	47 D.BOGGIO	21.394	72 E.LIGUORI	27.475	12 A.DONOSO	24.373	47 D.BOGGIO	33.162	8	24	1:46.418
9	71 H.AL-SAHOUTI	21.410	21 R.MOODLEY	27.539	13 H.DANISH	24.390	1 G.PINI	33.200	9	1	1:46.516
10	26 P.ALSINA	21.420	22 J.TORRES	27.544	22 J.TORRES	24.396	51 B.URIARTE	33.222	10	22	1:46.564
11	81 L.LUCIANO	21.442	51 B.URIARTE	27.547	81 L.LUCIANO	24.399	93 A.FERRÁNDEZ	33.224	11	26	1:46.582
12	31 G.PUGLIESE	21.451	1 G.PINI	27.555	24 G.PLANQUES	24.446	22 J.TORRES	33.240	12	7	1:46.680
13	21 R.MOODLEY	21.474	7 B.FERNANDEZ	27.576	21 R.MOODLEY	24.460	72 E.LIGUORI	33.240	13	21	1:46.726
14	1 G.PINI	21.481	26 P.ALSINA	27.578	31 G.PUGLIESE	24.463	81 L.LUCIANO	33.246	14	81	1:46.729
15	72 E.LIGUORI	21.490	12 A.DONOSO	27.583	7 B.FERNANDEZ	24.486	26 P.ALSINA	33.249	15	12	1:46.750
16	12 A.DONOSO	21.527	81 L.LUCIANO	27.642	71 H.AL-SAHOUTI	24.555	21 R.MOODLEY	33.253	16	72	1:46.779
17	93 A.FERRÁNDEZ	21.528	38 M.ROMAN	27.643	72 E.LIGUORI	24.574	12 A.DONOSO	33.267	17	93	1:47.031
18	7 B.FERNANDEZ	21.540	93 A.FERRÁNDEZ	27.653	50 C.THOMPSON	24.601	50 C.THOMPSON	33.277	18	71	1:47.130
19	50 C.THOMPSON	21.574	33 E.BELLON	27.685	20 O.VAN TRIGT	24.609	43 A.BRINTON	33.389	19	50	1:47.181
20	90 LAGOSTINELLI	21.577	18 E.BERTOLA	27.703	93 A.FERRÁNDEZ	24.626	20 O.VAN TRIGT	33.413	20	43	1:47.664
21	17 P.ALOMAR	21.586	71 H.AL-SAHOUTI	27.722	18 E.BERTOLA	24.637	71 H.AL-SAHOUTI	33.443	21	20	1:47.675
22	20 O.VAN TRIGT	21.618	50 C.THOMPSON	27.729	6 B.CAILLET	24.656	25 G.PÉREZ	33.644	22	18	1:47.722
23	33 E.BELLON	21.651	6 B.CAILLET	27.771	25 G.PÉREZ	24.666	18 E.BERTOLA	33.647	23	6	1:47.834
24	6 B.CAILLET	21.651	90 LAGOSTINELLI	27.807	17 P.ALOMAR	24.684	94 M.AGUILAR	33.652	24	94	1:47.874
25	94 M.AGUILAR	21.679	94 M.AGUILAR	27.810	43 A.BRINTON	24.708	90 LAGOSTINELLI	33.694	25	33	1:47.881
26	18 E.BERTOLA	21.735	25 G.PÉREZ	27.814	33 E.BELLON	24.711	6 B.CAILLET	33.756	26	90	1:47.899
27	38 M.ROMAN	21.747	43 A.BRINTON	27.817	94 M.AGUILAR	24.733	38 M.ROMAN	33.775	27	25	1:47.937
28	43 A.BRINTON	21.750	17 P.ALOMAR	27.941	38 M.ROMAN	24.808	3 V.PANTELEAKIS	33.798	28	38	1:47.973
29	3 V.PANTELEAKIS	21.772	3 V.PANTELEAKIS	27.990	90 LAGOSTINELLI	24.821	33 E.BELLON	33.834	29	17	1:48.213
30	25 G.PÉREZ	21.813	20 O.VAN TRIGT	28.035	3 V.PANTELEAKIS	24.894	17 P.ALOMAR	34.002	30	3	1:48.454



ETC

FIM JUNIORGP WORLD CHAMPIONSHIP ESTORIL 2023

RACE 1 (15 Laps, 62,7 km.)

Official Starting Grid

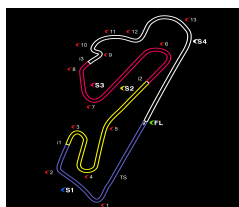
<u>47 BOGGIO, DODÓ</u> 30	<u>24 PLANQUES, GUILLEM</u> 29	<u>28 QUILES, MÁXIMO</u> 28 10
<u>38 ROMAN, MATTEO</u> 27	<u>94 AGUILAR, MARC</u> 26	<u>33 BELLON, ENZO</u> 25 9
<u>20 VAN TRIGT, OWEN</u> 24	<u>43 BRINTON, AMANUEL</u> 23	<u>6 CAILLET, BENJAMIN</u> 22 8
<u>90 AGOSTINELLI, LUCA</u> 21	<u>3 PANTELEAKIS, VASILIS</u> 20	<u>17 ALOMAR, PEDRO</u> 19 7
<u>18 BERTOLA, EDOARDO</u> 18	<u>22 TORRES, JESÚS</u> 17	<u>12 DONOSO, ADRIANO</u> 16 6
<u>72 LIGUORI, EDOARDO</u> 15	<u>81 LUCIANO, LORENZ</u> 14	<u>25 PÉREZ, GONZALO</u> 13 5
<u>26 ALSINA, PAU</u> 12	<u>21 MOODLEY, RUCHÉ</u> 11	<u>7 FERNANDEZ, BEÑAT</u> 10 4
<u>11 GONZÁLEZ, DAVID</u> 9	<u>71 AL-SAHOUTI, HAMAD</u> 8	<u>50 THOMPSON, CARTER</u> 7 3
<u>93 FERRÁNDEZ, ALBERT</u> 6	<u>1 PINI, GUIDO</u> 5	<u>31 PUGLIESE, GIULIO</u> 4 2
<u>27 SALMELA, RICO</u> 3	<u>13 DANISH, HAKIM</u> 2	<u>51 URIARTE, BRIAN</u> 1 1

Pole

#28 - 1 long lap penalty
#28 , #24 , #47 - Penalty starting at the back of the grid

Clerk of the course:
João Pedro Lima

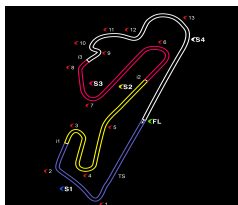
Timekeeper



ETC FIM JUNIORGP WORLD CHAMPIONSHIP ESTORIL 2023 RACE 1

Lap Chart

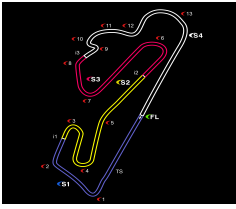
No	Pos	Grid	Lap														
			1	2	3	4	5	6	7	8	9	10	11	12	13	14	15
51	1	51	51	51	51	51	51	51	51	27	51	51	51	51	27	51	
13	2	13	27	27	27	27	13	27	27	13	13	27	27	27	51	27	
27	3	27	13	13	13	13	27	13	13	51	27	13	13	13	13	13	
31	4	31	21	21	21	21	21	21	21	21	11	28	28	28	28	28	
1	5	1	50	50	26	26	11	11	1	11	1	21	1	1	11	21	
93	6	93	93	93	7	1	1	1	31	1	7	1	21	11	1	31	
50	7	50	7	26	28	7	7	7	26	31	11	28	11	21	21	11	
71	8	71	1	7	11	11	26	26	7	7	31	7	26	26	31	1	
11	9	11	26	1	1	31	31	31	24	26	28	26	7	24	24	26	
7	10	7	31	31	24	24	24	24	11	24	26	24	24	7	31	24	
21	11	21	24	24	31	28	28	28	28	28	24	31	31	31	7	47	
26	12	26	12	11	12	12	12	22	22	47	47	47	47	47	47	24	
25	13	25	72	28	72	71	22	81	47	22	22	12	12	12	12	12	
81	14	81	11	12	71	81	81	12	81	12	12	81	81	72	22	81	
72	15	72	22	72	22	22	47	47	12	81	72	72	72	22	81	22	
12	16	12	71	71	81	72	72	72	72	81	22	22	81	72	72	72	
22	17	22	28	22	47	47	25	90	90	90	94	90	90	25	90	25	
18	18	18	90	81	25	25	43	25	33	25	90	94	25	90	25	90	
17	19	17	43	90	43	43	90	43	25	33	25	25	94	33	33	43	
3	20	3	81	47	90	90	33	33	18	94	43	43	33	94	38	33	
90	21	90	25	17	33	33	18	18	43	18	33	33	43	38	94	38	
6	22	6	17	25	18	18	94	94	94	43	20	18	18	43	43	94	
43	23	43	18	43	94	94	20	20	20	20	18	20	20	18	18	20	
20	24	20	47	18	20	20	3	38	38	38	38	38	38	20	20	18	
33	25	33	33	33	3	3	38	3	3	3	3	3	6	6	6	6	
94	26	94	6	94	38	38	6	6	6	6	6	6	3	3	3	3	
38	27	38	38	3	6	6											
28	28	28	94	20													
24	29	24	3	38													
47	30	47	20	6													



ETC FIM JUNIORGP WORLD CHAMPIONSHIP ESTORIL 2023 After RACE 1

Event maximum speed

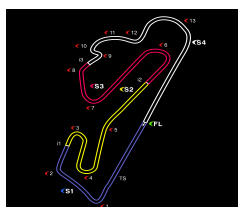
No Rider	Team	Bike	Class	Top Speed	Lap	Session
72 EDOARDO LIGUORI	DODICI MOTORSPORT	HONDA	ETC	235.4	6	RACE 1
90 LUCA AGOSTINELLI	IGAXTEAM	HONDA	ETC	235.4	4	RACE 1
24 GUILLEM PLANQUES	FIRST BIKE ACADEMY	HONDA	ETC	234.9	4	RACE 1
99 RÉMI SANJUAN	MÉCAPROJETS TEAM ADO	HONDA	ETC	233.4	3	ETC Last Chance
17 PEDRO ALOMAR	IGAXTEAM	HONDA	ETC	231.4	2	RACE 1
28 MÁXIMO QUILES	ASPAR JUNIOR TEAM	HONDA	ETC	230.9	2	RACE 1
38 MATTEO ROMAN	JEG RACING	HONDA	ETC	230.9	13	RACE 1
67 CASEY O'GORMAN	VISIONTRACK RACING TEAM	HONDA	ETC	230.9	15	FP1 GR-B
71 HAMAD AL-SAHOUTI	TEAM IMPALA HONDA	HONDA	ETC	230.9	3	RACE 1
81 LORENZ LUCIANO	ARTBOX	HONDA	ETC	230.9	4	RACE 1
22 JESÚS TORRES	CUNA DE CAMPEONES	HONDA	ETC	230.5	4	RACE 1
31 GIULIO PUGLIESE	AC RACING TEAM	HONDA	ETC	230.5	7	RACE 1
11 DAVID GONZÁLEZ	CUNA DE CAMPEONES	HONDA	ETC	230.0	2	RACE 1
21 RUCHÉ MOODLEY	FINETWORK MIR JUNIOR TEAM	HONDA	ETC	230.0	14	RACE 1
25 GONZALO PÉREZ	TEAM LARRESPORT	HONDA	ETC	230.0	15	FP2 GR-B
26 PAU ALSINA	ARTBOX	HONDA	ETC	230.0	3	RACE 1
47 DODÓ BOGGIO	ASPAR JUNIOR TEAM	HONDA	ETC	230.0	15	RACE 1
70 KRISTIAN DANIEL	MRE TALENT	HONDA	ETC	230.0	2	ETC Last Chance
51 BRIAN URIARTE	TEAM ESTRELLA GALICIA 0,0	HONDA	ETC	229.5	9	RACE 1
13 HAKIM DANISH	MONLAU MOTUL	HONDA	ETC	229.0	3	RACE 1
7 BEÑAT FERNANDEZ	FRANDO RACING VHC TEAM	HONDA	ETC	229.0	14	RACE 1
82 KYLE PAYNE	ILUSION RACING	HONDA	ETC	229.0	4	ETC Last Chance
33 ENZO BELLON	MB38 BY MECASPORT	HONDA	ETC	228.5	14	RACE 1
43 AMANUEL BRINTON	TEAM ESTRELLA GALICIA 0,0	HONDA	ETC	228.5	13	RACE 1
77 LEANDRO QUINTANS	TEAM LARRESPORT	HONDA	ETC	228.5	16	FP1 GR-B
18 EDOARDO BERTOLA	AC RACING TEAM	HONDA	ETC	228.1	8	RACE 1
94 MARC AGUILAR	TEAM LARRESPORT	HONDA	ETC	228.1	3	RACE 1
20 OWEN VAN TRIGT	AGR TEAM	HONDA	ETC	227.6	3	RACE 1
3 VASILIS PANTELEAKIS	ARTBOX	HONDA	ETC	227.6	2	RACE 1
6 BENJAMIN CAILLET	VILTAIS RACING JUNIOR	HONDA	ETC	227.6	2	RACE 1
1 GUIDO PINI	AC RACING TEAM	HONDA	ETC	227.1	3	RACE 1
12 ADRIANO DONOSO	TEAM HONDA LAGLISSE	HONDA	ETC	226.7	13	QP1 GR-B
27 RICO SALMELA	TEAM ESTRELLA GALICIA 0,0	HONDA	ETC	226.7	2	RACE 1
37 MARIANOS NIKOLIS	ILUSION RACING	HONDA	ETC	226.7	2	QP2 GR-B
50 CARTER THOMPSON	AGR TEAM	HONDA	ETC	226.7	11	QP2 GR-B
52 JEREMIASZ WOJCIECHOWSKI	KIDZGP BY COVACHA R.T.	HONDA	ETC	226.7	8	QP2 GR-B
53 KIYANO VEIJER	ERNST DUBBINK EVENO RACING	HONDA	ETC	226.7	4	FP1 GR-A
30 MATTHIAS ROSTAGNI	MB38 BY MECASPORT	HONDA	ETC	226.2	4	ETC Last Chance
88 MOHAMMED ABDALAZIZ	LIQUI MOLY HUSQVARNA INTACT GP JUNIOR TEAM	HONDA	ETC	224.8	10	FP1 GR-B
41 YVONNE CERPA	TEAM HONDA LAGLISSE	HONDA	ETC	224.4	2	ETC Last Chance
93 ALBERTO FERRÁNDEZ	FINETWORK MIR JUNIOR TEAM	HONDA	ETC	223.0	15	FP1 GR-A
10 VALENTINO HERRLICH	F. KOCH RENNSPORT	HONDA	ETC	222.5	2	ETC Last Chance
34 BRITANNI BELLADONA	FRANDO RACING VHC TEAM	HONDA	ETC	222.5	7	FP1 GR-A
14 EDU GUTIÉRREZ	SUPERHUGO44 TEAM	HONDA	ETC	222.1	12	FP1 GR-B
2 LORIS SCHONROCK	F. KOCH RENNSPORT	HONDA	ETC	221.6	3	ETC Last Chance
19 LADISLAV LORINC	FAU55 TEY RACING	HONDA	ETC	220.3	2	ETC Last Chance
23 SPYROS FOURTHIOTIS	FIFTY MOTORSPORT	HONDA	ETC	220.3	6	ETC Last Chance
5 JOHANN EMMANUEL	CUNA DE CAMPEONES	HONDA	ETC	219.9	7	ETC Last Chance
8 JONA EISENKOLB	F. KOCH RENNSPORT	HONDA	ETC	219.4	2	ETC Last Chance
9 ELLIOT KASSIGIAN	MÉCAPROJETS TEAM ADO	HONDA	ETC	217.7	2	ETC Last Chance
32 PANDU PADMOGANI	SF RACING	HONDA	ETC	211.8	13	FP1 GR-B



ETC FIM JUNIORGP WORLD CHAMPIONSHIP ESTORIL 2023 RACE 1

Fastest Lap Sequence

Elapsed	No Rider	Team	Bike	Class	Time	Kph	Lap
3:38.763	51 BRIAN URIARTE	TEAM ESTRELLA GALICIA 0,0	HONDA	ETC	1:46.919	140.8	2
3:38.767	27 RICO SALMELA	TEAM ESTRELLA GALICIA 0,0	HONDA	ETC	1:46.915	140.8	2
3:41.335	11 DAVID GONZÁLEZ	CUNA DE CAMPEONES	HONDA	ETC	1:46.464	141.4	2

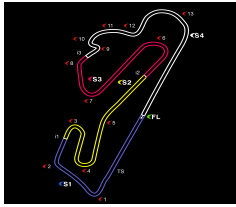


ETC FIM JUNIORGP WORLD CHAMPIONSHIP ESTORIL 2023 RACE 1

Analysis by lap

Lapped ■

No	Lap Time	Gap	No	Lap Time	Gap	No	Lap Time	Gap	No	Lap Time	Gap	No	Lap Time	Gap									
Lap 1																							
51	1:51.844	0.000	18	1:48.875	6.869	43	1:47.862	9.080	25	1:49.843	14.370	25	1:49.424	18.619	33	1:49.582	18.739						
27	1:51.852	0.008	33	1:48.545	7.347	90	1:48.478	9.892	43	1:49.977	14.514	33	1:49.582	18.739	94	1:49.010	18.807						
13	1:51.873	0.029	94	1:48.206	7.509	33	1:48.339	10.037	33	1:49.299	14.524	94	1:49.010	18.807	18	1:49.568	19.006						
21	1:52.755	0.911	3	1:48.640	8.359	18	1:48.369	10.142	18	1:49.352	14.614	18	1:49.568	19.006	43	1:49.646	19.098						
50	1:52.785	0.941	20	1:48.633	8.511	94	1:48.240	10.662	94	1:49.252	14.974	43	1:49.646	19.098	20	1:49.589	19.458						
93	1:53.014	1.170	38	1:50.890	10.118	20	1:48.977	12.123	20	1:48.005	15.483	20	1:49.589	19.458	38	1:48.900	22.329						
7	1:53.073	1.229	6	1:52.724	11.948	3	1:48.858	12.861	38	1:48.766	19.164	38	1:48.900	22.329	38	1:48.900	22.329						
1	1:53.182	1.338	Lap 3																				
26	1:53.287	1.443	51	1:46.955		27	1:47.007	0.056							6	1:49.960	19.275	6	1:49.024	21.106			
31	1:53.653	1.809	27	1:47.007	0.056	Lap 5						Lap 7						Lap 9					
24	1:54.278	2.434	13	1:46.829	0.178	51	1:46.599		51	1:47.123		51	1:46.592		13	1:46.709	0.065						
12	1:54.320	2.476	21	1:47.086	1.313	13	1:46.801	0.349	27	1:46.770	0.058	13	1:46.709	0.065	27	1:46.842	0.166						
72	1:54.851	3.007	26	1:47.739	2.348	27	1:46.943	0.434	13	1:46.917	0.240	27	1:46.842	0.166	21	1:47.645	5.938						
11	1:54.871	3.027	7	1:47.758	2.660	21	1:47.486	2.512	21	1:47.702	4.240	21	1:47.645	5.938	1	1:47.535	5.938						
22	1:55.051	3.207	28	1:46.687	3.090	11	1:46.659	3.166	1	1:47.762	4.477	1	1:47.535	5.938	7	1:47.539	5.960						
71	1:55.053	3.209	11	1:47.485	3.102	1	1:47.055	3.506	31	1:47.256	4.504	7	1:47.539	5.960	11	1:47.706	6.086						
28	1:55.132	3.288	1	1:47.755	3.110	7	1:47.209	3.696	26	1:47.301	4.547	11	1:47.706	6.086	31	1:47.982	6.399						
90	1:56.108	4.264	24	1:47.799	3.405	26	1:47.339	3.725	7	1:47.350	4.589	31	1:47.982	6.399	28	1:47.079	6.421						
43	1:56.209	4.365	31	1:48.099	3.516	31	1:47.165	3.992	24	1:47.357	4.754	28	1:47.079	6.421	26	1:47.855	6.648						
81	1:56.247	4.403	12	1:47.503	4.139	24	1:47.462	4.305	11	1:48.223	4.788	26	1:47.855	6.648	24	1:48.122	6.925						
25	1:56.283	4.439	72	1:47.859	5.257	28	1:46.827	5.160	28	1:47.068	6.573	24	1:48.122	6.925	47	1:47.330	8.751						
17	1:56.506	4.662	71	1:47.931	5.407	12	1:47.685	6.160	22	1:47.996	7.969	47	1:47.330	8.751	22	1:47.337	8.764						
18	1:56.757	4.913	22	1:47.445	5.415	22	1:46.978	6.648	47	1:46.981	8.149	22	1:47.337	8.764	12	1:47.570	9.061						
47	1:57.406	5.562	81	1:46.925	5.518	81	1:47.146	6.778	81	1:47.777	8.250	12	1:47.570	9.061	72	1:47.666	9.634						
33	1:57.565	5.721	47	1:47.637	7.023	47	1:47.226	7.589	12	1:47.929	8.402	72	1:47.666	9.634	81	1:48.280	9.824						
6	1:57.987	6.143	25	1:48.146	7.659	72	1:47.501	7.769	72	1:47.053	8.450	81	1:48.280	9.824	94	1:48.928	21.059						
38	1:57.991	6.147	43	1:48.538	8.084	25	1:48.617	11.061	90	1:49.345	16.498	94	1:48.928	21.059	90	1:49.240	21.081						
94	1:58.066	6.222	90	1:48.993	8.280	43	1:48.590	11.071	33	1:49.128	16.529	90	1:49.240	21.081	25	1:49.175	21.118						
3	1:58.482	6.638	33	1:48.172	8.564	90	1:48.190	11.483	25	1:49.320	16.567	25	1:49.175	21.118	43	1:48.745	21.167						
20	1:58.641	6.797	18	1:48.725	8.639	33	1:48.321	11.759	18	1:49.319	16.810	43	1:48.745	21.167	33	1:49.433	21.496						
Lap 2																							
51	1:46.919		94	1:48.734	9.288	18	1:48.253	11.796	43	1:49.433	16.824	33	1:49.433	21.496	20	1:48.806	21.588						
27	1:46.915	0.004	20	1:48.456	10.012	94	1:48.193	12.256	94	1:49.318	17.169	20	1:48.806	21.588	18	1:49.456	21.786						
13	1:47.194	0.304	3	1:49.465	10.869	20	1:48.488	14.012	33	1:49.128	16.529	18	1:49.456	21.786	38	1:48.309	23.962						
21	1:47.190	1.182	38	1:49.560	12.723	3	1:49.587	15.849	25	1:49.320	16.567	38	1:48.309	23.962	3	1:49.502	26.369						
50	1:47.217	1.239	6	1:48.843	13.836	38	1:48.677	16.932	18	1:49.319	16.810	3	1:49.502	26.369	6	1:48.611	27.985						
93	1:47.031	1.282	Lap 4																				
26	1:47.040	1.564	51	1:46.866		Lap 6						Lap 8						Lap 10					
7	1:47.547	1.857	27	1:46.900	0.090	51	1:46.534		27	1:47.314		51	1:46.780		27	1:46.660	0.046						
1	1:47.891	2.310	13	1:46.835	0.147	13	1:46.511	0.411	13	1:47.164	0.032	13	1:46.660	0.046	13	1:47.046	0.331						
31	1:47.482	2.372	21	1:47.178	1.625	27	1:46.631	0.446	51	1:47.456	0.084	51	1:47.046	0.331	11	1:47.631	6.937						
24	1:47.046	2.561	26	1:47.503	2.985	21	1:47.683	3.661	21	1:48.101	4.969	11	1:47.631	6.937	21	1:47.831	6.989						
11	1:46.464	2.572	1	1:46.806	3.050	11	1:47.056	3.688	11	1:47.640	5.056	21	1:47.831	6.989	1	1:47.879	7.037						
28	1:46.989	3.358	7	1:47.292	3.086	1	1:46.866	3.838	1	1:47.974	5.079	1	1:47.879	7.037	28	1:47.778	7.419						
12	1:48.034	3.591	11	1:46.870	3.106	7	1:47.200	4.362	31	1:47.961	5.093	28	1:47.778	7.419	7	1:48.291	7.471						
72	1:48.265	4.353	31	1:46.776	3.426	26	1:47.178	4.369	7	1:47.880	5.097	7	1:48.291	7.471	26	1:47.778	7.646						
71	1:48.141	4.431	24	1:46.903	3.442	31	1:46.913	4.371	26	1:48.294	5.469	26	1:47.778	7.646	24	1:47.550	7.695						
22	1:48.637	4.925	28	1:48.708	4.932	24	1:46.749	4.520	24	1:48.097	5.479	24	1:47.550	7.695	31	1:48.114	7.733						
81	1:48.064	5.548	12	1:47.801	5.074	28	1:48.002	6.628	28	1:46.817	6.018	31	1:48.114	7.733	47	1:47.696	9.667						
90	1:48.897	6.242	71	1:47.585	6.126	22	1:46.982	7.096	47	1:47.320	8.097	47	1:47.696	9.667	12	1:47.426	9.707						
47	1:47.698	6.341	81	1:47.579	6.231	81	1:47.352	7.596	22	1:47.506	8.103	12	1:47.426	9.707	81	1:47.142	10.186						
17	1:48.648	6.391	22	1:47.720	6.269	12	1:47.970	7.596	12	1:47.137	8.167	81	1:47.142	10.186	72	1:47.385	10.239						
25	1:48.948	6.468	72	1:48.476	6.867	47	1:47.236	8.291	81	1:47.342	8.220	72	1:47.385	10.239	22	1:49.363	11.347						
43	1:49.055	6.501	47	1:46.805	6.962	72	1:47.285	8.520	72	1:47.566	8.644	22	1:49.363	11.347	90	1:49.689	23.990						
Lap 5																							
Lap 6																							
Lap 7																							
Lap 8																							
Lap 9																							
Lap 10																							



ETC FIM JUNIORGP WORLD CHAMPIONSHIP ESTORIL 2023 RACE 1

Analysis by lap

Lapped ■

No	Lap Time	Gap	No	Lap Time	Gap	No	Lap Time	Gap	No	Lap Time	Gap	No	Lap Time	Gap
94	1:49.767	24.046	90	1:49.229	28.712	90	1:49.882	34.268						
25	1:49.781	24.119	33	1:49.132	28.753	33	1:49.841	34.326						
43	1:49.772	24.159	94	1:49.492	29.018	43	1:50.008	34.618						
33	1:49.491	24.207	38	1:48.996	29.084	38	1:50.222	34.719						
18	1:49.257	24.263	43	1:49.540	29.277	94	1:50.186	34.736						
20	1:49.746	24.554	18	1:49.573	29.588	20	1:50.122	35.151						
38	1:48.419	25.601	20	1:49.750	29.776	18	1:50.485	35.251						
3	1:49.463	29.052	6	1:48.471	32.524	6	1:48.579	35.554						
6	1:48.143	29.348	3	1:49.026	33.590	3	1:50.107	39.667						

Lap 11		
51	1:46.946	
27	1:46.918	0.018
13	1:46.689	0.074
28	1:47.129	7.602
1	1:47.539	7.630
21	1:47.838	7.881
11	1:47.986	7.977
26	1:47.595	8.295
7	1:47.931	8.456
24	1:47.747	8.496
31	1:47.893	8.680
47	1:47.256	9.977
12	1:47.251	10.012
81	1:47.710	10.950
72	1:48.166	11.459
22	1:47.137	11.538
90	1:49.578	26.622
25	1:49.457	26.630
94	1:49.565	26.665
33	1:49.499	26.760
43	1:49.663	26.876
18	1:49.837	27.154
20	1:49.557	27.165
38	1:48.572	27.227
6	1:48.790	31.192
3	1:49.597	31.703

Lap 13		
51	1:46.972	
27	1:47.064	0.110
13	1:47.052	0.123
28	1:47.330	7.762
11	1:47.128	7.785
1	1:47.199	7.821
21	1:46.798	8.072
26	1:47.138	8.462
24	1:47.101	8.512
31	1:46.696	8.550
7	1:47.559	9.015
47	1:46.931	9.851
12	1:47.202	10.195
22	1:47.976	12.756
81	1:48.055	12.909
72	1:48.206	12.965
90	1:49.626	31.366
25	1:49.836	31.404
33	1:49.684	31.465
38	1:49.365	31.477
94	1:49.484	31.530
43	1:49.285	31.590
18	1:49.130	31.746
20	1:49.205	32.009
6	1:48.403	33.955
3	1:49.922	36.540

Lap 15		
51	1:47.528	
27	1:47.586	0.039
13	1:47.101	0.054
28	1:46.997	7.521
21	1:47.029	7.789
31	1:46.835	7.836
11	1:47.274	7.839
1	1:47.166	7.876
26	1:47.920	9.423
7	1:47.681	9.469
47	1:47.636	9.518
24	1:48.073	9.586
12	1:47.015	9.700
81	1:47.884	14.415
22	1:47.954	14.435
72	1:47.870	14.880
25	1:48.426	34.821
90	1:48.173	34.894
43	1:47.947	35.018
33	1:48.564	35.343
38	1:48.786	35.958
94	1:48.979	36.168
20	1:48.717	36.321
18	1:48.655	36.359
6	1:48.570	36.577
3	1:50.006	42.126

Lap 12		
51	1:47.139	
27	1:47.139	0.018
13	1:47.108	0.043
28	1:46.941	7.404
1	1:47.103	7.594
11	1:46.791	7.629
21	1:47.504	8.246
26	1:47.140	8.296
24	1:47.026	8.383
7	1:47.111	8.428
31	1:47.285	8.826
47	1:47.054	9.892
12	1:47.092	9.965
72	1:47.411	11.731
22	1:47.353	11.752
81	1:48.015	11.826
25	1:49.049	28.540

Lap 14		
27	1:46.870	
51	1:46.999	0.019
13	1:47.357	0.500
28	1:47.289	8.071
11	1:47.307	8.112
1	1:47.416	8.257
21	1:47.215	8.307
31	1:46.978	8.548
26	1:47.568	9.050
24	1:47.528	9.060
7	1:47.300	9.335
47	1:46.558	9.429
12	1:47.017	10.232
22	1:48.252	14.028
81	1:48.149	14.078
72	1:48.572	14.557
25	1:49.518	33.942