

# FIM JUNIORGP WORLD CHAMPIONSHIP - PORTIMAO

Autódromo Internacional do Algarve

ETC

Result Race - 14 Laps

29 June - 2 July 2023

Autodromo Internacional Algarve - 4592mtr.


Pos	Nbr	Name / Entrant	Motorcycle	Cls	PIC	Gap	Total time	Fastest	In	Avg. Speed
1	47	DODÓ BOGGIO (ITA) ASPARJUNIORTEAM	HONDA	ETC GrA	1	-- 14 laps --	26:01.500	1:50.648	14	148.21
2	67	CASEY O'GORMAN (IRL) SUPERHUGO44 TEAM	HONDA	ETC GrB	1	0.048	26:01.548	1:50.801	12	148.20
3	1	GUIDO PINI (ITA) AC RACING TEAM	HONDA	ETC GrB	2	0.071	26:01.571	1:50.755	12	148.20
4	27	RICO SALMELA (FIN) ESTRELLA GALICIA O,O	HONDA	ETC GrA	2	0.082	26:01.582	1:50.880	13	148.20
5	21	RUCHÉ MOODLEY (RSA) FINETWORKMIRJUNIORTEAM	HONDA	ETC GrA	3	0.430	26:01.930	1:50.583	12	148.17
6	54	JESÚS RIOS (ESP) MRE TALENT	HONDA	ETC GrB	3	1.057	26:02.557	1:50.918	9	148.11
7	26	PAU ALSINA (ESP) ARTBOX	HONDA	ETC GrB	4	11.111	26:12.611	1:51.303	4	147.16
8	24	GUILLEM PLANQUES (FRA) FIRST BIKE ACADEMY	HONDA	ETC GrA	4	15.228	26:16.728	1:51.532	9	146.78
9	7	BEÑAT FERNÁNDEZ (ESP) FRANDO RACING VHC TEAM	HONDA	ETC GrA	5	15.251	26:16.751	1:51.158	4	146.78
10	93	ALBERTO FERRÁNDEZ (ESP) FINETWORKMIRJUNIORTEAM	HONDA	ETC GrA	6	15.281	26:16.781	1:51.568	4	146.77
11	22	JESÚS TORRES (ESP) CUNA de CAMPEONES	HONDA	ETC GrB	5	15.446	26:16.946	1:51.437	4	146.76
12	71	HAMAD KHAMIS AL-SAHOUTI (QAT) TEAM IMPALA HONDA	HONDA	ETC GrA	7	15.739	26:17.239	1:51.665	4	146.73
13	12	ADRIANO DONOSO (ESP) TEAM HONDA LAGLISE	HONDA	ETC GrB	6	15.829	26:17.329	1:51.414	4	146.72
14	43	AMANUEL BRINTON (GBR) ESTRELLA GALICIA O,O	HONDA	ETC GrA	8	15.981	26:17.481	1:51.716	4	146.71
15	25	GONZALO PÉREZ (ESP) TEAM LARRESPORT	HONDA	ETC GrA	9	16.088	26:17.588	1:51.775	6	146.70
16	72	EDOARDO LIGUORI (ITA) PASINI RACING - DODICI MO	HONDA	ETC GrB	7	16.616	26:18.116	1:51.935	12	146.65
17	38	MATTEO ROMAN (FRA) JEG RACING	HONDA	ETC GrB	8	20.998	26:22.498	1:52.078	13	146.24
18	14	EDU GUTIÉRREZ (ESP) ARTBOX	HONDA	ETC GrA	10	21.093	26:22.593	1:51.731	4	146.23
19	50	CARTER THOMPSON (AUS) AGR TEAM	HONDA	ETC GrB	9	21.108	26:22.608	1:52.061	5	146.23
20	13	HAKIM DANISH (MYS) MONLAU MOTUL	HONDA	ETC GrB	10	21.151	26:22.651	1:51.997	4	146.23

Fastest time : 1:50.583 in lap 12 by nbr. 21 : RUCHÉ MOODLEY (HONDA)

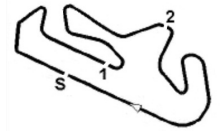
Publication-time

Results: <https://livetiming.raceresults.nu/autodromodoalgarve>

Timekeeping by :

Timekeeper  Miguel C. Calado Glória	Race Director	Stewards
--	---------------	----------

Page 1 of 2



# FIM JUNIORGP WORLD CHAMPIONSHIP - PORTIMAO

Autódromo Internacional do Algarve

ETC

29 June - 2 July 2023

Result Race - 14 Laps

Autodromo Internacional Algarve - 4592mtr.

Pos	Nbr	Name / Entrant	Motorcycle	Cls	PIC	Gap	Total time	Fastest	In	Avg. Speed
21	73	VALENTÍN PERRONE (ARG) TEAM LARRESPORT	HONDA	ETC	GrA 11	32.811	26:34.311	1:52.613	5	145.16
22	33	ENZO BELLON (FRA) BS RACING	HONDA	ETC	GrA 12	40.724	26:42.224	1:53.418	2	144.44
23	90	LUCA AGOSTINELLI (VIE) IGAXTEAM	HONDA	ETC	GrB 11	40.748	26:42.248	1:53.372	2	144.44
24	10	VALENTINO HERRLICH (GER) F. KOCH RENNSPORT	HONDA	ETC	GrB 12	40.844	26:42.344	1:53.195	4	144.43
25	3	VASILIS PANTELEAKIS (GRE) ARTBOX	HONDA	ETC	GrA 13	41.027	26:42.527	1:53.015	2	144.41
26	70	KRISTIAN DANIEL (USA) MRE TALENT	HONDA	ETC	GrB 13	43.768	26:45.268	1:51.481	5	144.17
27	28	MÁXIMO QUILES (ESP) ASPAR JUNIOR TEAM	HONDA	ETC	GrA 14	-- 13 laps --	24:09.838	1:50.697	13	148.22
28	20	OWEN van TRIGT (NED) AGR TEAM	HONDA	ETC	GrA 15	-- 12 laps --	22:54.477	1:53.487	2	144.32
29	11	DAVID GONZÁLEZ (ESP) CUNA de CAMPEONES	HONDA	ETC	GrB 14	-- 8 laps --	15:36.341	1:51.206	4	141.24

Fastest time : 1:50.583 in lap 12 by nbr. 21 : RUCHÉ MOODLEY (HONDA)

Publication-time

Results: <https://livetiming.raceresults.nu/autodromodoalgarve>

Timekeeping by :

Timekeeper

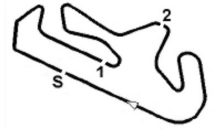


Miguel C. Calado Glória

Race Director

Stewards

Page 2 of 2



## FIM JUNIOR GP WORLD CHAMPIONSHIP - PORTIMAO

Autódromo Internacional do Algarve

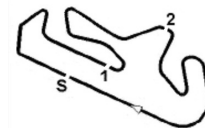
ETC

Laptimes - Race - 14 Laps

29 June - 2 July 2023

Autodromo Internacional Algarve - 4592mtr.

Nbr	Name	Laps	lap	Lap ..1	Lap ..2	Lap ..3	Lap ..4	Lap ..5	Lap ..6	Lap ..7	Lap ..8	Lap ..9	Lap ..0
47	DODÓ BOGGIO	14	1 - 10	1:55.133	1:52.210	1:51.570	1:50.918	1:51.396	1:51.357	1:51.541	1:50.894	1:50.974	1:51.562
			11 - 20	1:51.181	1:50.666	1:51.450	1:50.648						
67	CA SEY O'GORMAN	14	1 - 10	1:55.661	1:51.328	1:51.339	1:51.267	1:51.148	1:51.673	1:51.971	1:50.945	1:51.071	1:51.270
			11 - 20	1:50.867	1:50.801	1:51.033	1:51.174						
1	GUIDO PINI	14	1 - 10	1:53.817	1:52.537	1:51.714	1:51.382	1:51.224	1:51.648	1:51.360	1:50.987	1:51.650	1:51.098
			11 - 20	1:51.087	1:50.755	1:50.997	1:51.315						
27	RICO SALMELA	14	1 - 10	1:54.182	1:52.265	1:51.318	1:51.434	1:51.379	1:51.772	1:51.063	1:51.151	1:51.319	1:51.127
			11 - 20	1:51.270	1:51.088	1:50.880	1:51.334						
21	RUCHÉ MOODLEY	14	1 - 10	1:53.924	1:52.689	1:52.450	1:50.709	1:51.113	1:51.766	1:51.277	1:51.035	1:51.250	1:51.170
			11 - 20	1:51.498	1:50.583	1:51.292	1:51.174						
54	JESÚS RIOS	14	1 - 10	1:53.892	1:52.589	1:51.891	1:51.397	1:51.283	1:51.478	1:51.854	1:51.430	1:50.918	1:51.041
			11 - 20	1:51.325	1:51.002	1:51.104	1:51.353						
26	PAU ALSINA	14	1 - 10	1:53.905	1:52.490	1:51.711	1:51.303	1:51.707	1:51.623	1:52.520	1:51.337	1:51.893	1:52.052
			11 - 20	1:52.824	1:52.824	1:53.095	1:53.327						
24	GUILLEM PLANQUES	14	1 - 10	1:54.282	1:53.084	1:53.139	1:51.588	1:51.645	1:54.201	1:51.851	1:53.376	1:51.532	1:51.807
			11 - 20	1:52.177	1:52.902	1:52.665	1:52.479						
7	BEÑAT FERNÁNDEZ	14	1 - 10	1:55.588	1:52.319	1:51.784	1:51.158	1:52.980	1:52.233	1:52.473	1:52.511	1:52.741	1:52.562
			11 - 20	1:52.361	1:52.876	1:52.993	1:52.172						
93	ALBERTO FERRÁNDEZ	14	1 - 10	1:56.181	1:52.043	1:52.210	1:51.568	1:52.046	1:52.031	1:52.410	1:52.617	1:52.749	1:52.506
			11 - 20	1:52.354	1:52.749	1:52.898	1:52.419						
22	JESÚS TORRES	14	1 - 10	1:55.531	1:52.594	1:52.129	1:51.437	1:52.022	1:52.661	1:52.181	1:52.405	1:52.890	1:52.493
			11 - 20	1:52.593	1:52.668	1:52.913	1:52.429						
71	HAMAD KHAMIS AL-SAHOUTI	14	1 - 10	1:56.733	1:52.543	1:52.109	1:51.665	1:51.709	1:52.751	1:52.517	1:52.327	1:52.431	1:52.056
			11 - 20	1:52.586	1:52.262	1:52.983	1:52.567						
12	ADRIANO DONOSO	14	1 - 10	1:54.814	1:52.545	1:52.006	1:51.414	1:53.180	1:52.666	1:52.824	1:52.321	1:52.446	1:52.170
			11 - 20	1:52.162	1:52.832	1:52.847	1:53.102						
43	AMANUEL BRINTON	14	1 - 10	1:56.292	1:51.897	1:52.075	1:51.716	1:51.929	1:52.200	1:52.704	1:53.043	1:52.699	1:51.987
			11 - 20	1:52.862	1:52.424	1:52.712	1:52.941						
25	GONZALO PÉREZ	14	1 - 10	1:55.879	1:52.848	1:52.120	1:52.218	1:51.885	1:51.775	1:52.028	1:52.155	1:52.999	1:52.445
			11 - 20	1:52.732	1:52.641	1:52.793	1:53.070						
72	EDUARDO LIGUORI	14	1 - 10	1:56.664	1:52.453	1:52.222	1:52.750	1:52.141	1:52.092	1:52.492	1:52.268	1:52.667	1:52.440
			11 - 20	1:51.962	1:51.935	1:52.944	1:53.086						
38	MATTEO ROMAN	14	1 - 10	1:57.076	1:53.439	1:52.592	1:52.754	1:52.705	1:52.144	1:52.881	1:53.066	1:53.107	1:53.220
			11 - 20	1:52.564	1:52.324	1:52.078	1:52.548						
14	EDU GUTIÉRREZ	14	1 - 10	1:54.572	1:52.119	1:52.392	1:51.731	1:53.108	1:52.616	1:53.169	1:52.557	1:52.729	1:53.165
			11 - 20	1:52.547	1:54.790	1:53.560	1:53.538						
50	CARTER THOMPSON	14	1 - 10	1:57.042	1:53.768	1:52.785	1:52.617	1:52.061	1:52.357	1:52.881	1:53.324	1:52.957	1:52.628
			11 - 20	1:52.835	1:52.483	1:52.122	1:52.748						
13	HAKIM DANISH	14	1 - 10	1:54.649	1:53.220	1:52.302	1:51.997	1:52.045	1:52.377	1:52.136	1:53.240	1:52.614	1:53.553
			11 - 20	1:52.587	1:54.423	1:53.629	1:53.879						
73	VALENTÍN PERRONE	14	1 - 10	1:57.588	1:52.873	1:53.046	1:52.884	1:52.613	1:53.013	1:53.580	1:53.781	1:53.630	1:54.168
			11 - 20	1:54.203	1:54.176	1:54.437	1:54.319						



**FIM JUNIORGP WORLD CHAMPIONSHIP - PORTIMAO**  
Autódromo Internacional do Algarve

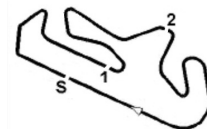
ETC

29 June - 2 July 2023

Laptimes - Race - 14 Laps

Autodromo Internacional Algarve - 4592mtr.

Nbr	Name	Laps	lap	Lap ..1	Lap ..2	Lap ..3	Lap ..4	Lap ..5	Lap ..6	Lap ..7	Lap ..8	Lap ..9	Lap ..0
33	ENZO BELLON	14	1 - 10	1:58.954	1:53.418	1:53.441	1:53.859	1:53.688	1:54.246	1:54.826	1:54.791	1:53.987	1:54.113
			11 - 20	1:54.457	1:54.346	1:54.047	1:54.051						
90	LUCA AGOSTINELLI	14	1 - 10	1:58.042	1:53.372	1:53.970	1:53.604	1:53.821	1:54.756	1:54.604	1:54.886	1:53.610	1:54.189
			11 - 20	1:54.684	1:54.073	1:54.407	1:54.230						
10	VALENTINO HERRLICH	14	1 - 10	1:58.058	1:54.363	1:53.470	1:53.195	1:53.731	1:54.766	1:54.597	1:54.948	1:53.548	1:54.183
			11 - 20	1:55.006	1:53.754	1:54.600	1:54.125						
3	VASILIS PANTELEAKIS	14	1 - 10	1:58.483	1:53.015	1:54.057	1:54.483	1:53.637	1:54.292	1:54.619	1:54.935	1:53.777	1:53.709
			11 - 20	1:54.706	1:54.052	1:54.200	1:54.562						
70	KRISTIAN DANIEL	14	1 - 10	1:56.483	1:52.339	1:51.978	1:52.789	1:51.481	1:55.055	2:07.869	1:54.491	1:56.035	1:53.600
			11 - 20	1:53.408	1:53.191	1:53.291	1:53.258						
28	MÁXIMO QUILES	13	1 - 10	1:54.126	1:51.964	1:51.598	1:51.408	1:51.527	1:51.656	1:51.124	1:51.086	1:51.458	1:51.043
			11 - 20	1:51.221	1:50.930	1:50.697							
20	OWEN van TRIGT	12	1 - 10	1:58.075	1:53.487	1:53.889	1:53.590	1:53.965	1:54.361	1:54.823	1:54.960	1:53.572	1:54.926
			11 - 20	1:54.300	1:54.529								
11	DAVID GONZÁLEZ	8	1 - 10	1:54.879	1:51.823	1:52.642	1:51.206	1:53.346	1:51.695	1:54.280	2:26.470		



# FIM JUNIORGP WORLD CHAMPIONSHIP - PORTIMAO

Autódromo Internacional do Algarve

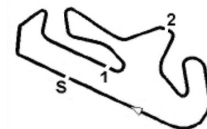
ETC

29 June - 2 July 2023

Sector analyse - Race - 14 Laps

Autodromo Internacional Algarve - 4592mtr.

Pos	Nbr	Name / Team name	Sector 1			Sector 2			Sector 3			theoretical best	Actual best	In
			time	Lap	pos	time	Lap	pos	time	Lap	pos			
1	47	DODÓ BOGGIO (ITA)	37.150	9	3	31.446	8	4	41.875	12	4	1:50.471	1:50.648	14
2	67	CASEY O'GORMAN (IRL)	37.170	12	4	31.457	10	5	41.855	11	2	1:50.482	1:50.801	12
3	1	GUIDO PINI (ITA)	37.248	12	5	31.467	10	6	41.866	13	3	1:50.581	1:50.755	12
4	27	RI CO SALMELA (FIN)	37.110	4	1	31.490	7	8	41.682	13	1	1:50.282	1:50.880	13
5	21	RUCHÉ MOODLEY (RSA)	37.272	8	7	31.317	4	1	41.901	12	6	1:50.490	1:50.583	12
6	54	JESÚS RIOS (ESP)	37.303	12	9	31.398	9	3	42.023	5	11	1:50.724	1:50.918	9
7	26	PAU ALSINA (ESP)	37.275	4	8	31.472	3	7	42.171	6	15	1:50.918	1:51.303	4
8	24	GUILLEM PLANQUES (FRA)	37.269	5	6	31.576	4	11	41.993	9	9	1:50.838	1:51.532	9
9	7	BEÑAT FERNÁNDEZ (ESP)	37.503	6	15	31.639	4	14	42.008	4	10	1:51.150	1:51.158	4
10	93	ALBERTO FERRÁNDEZ (ESP)	37.678	2	23	31.518	5	9	42.180	4	17	1:51.376	1:51.568	4
11	22	JESÚS TORRES (ESP)	37.353	5	10	31.670	5	15	42.171	11	14	1:51.194	1:51.437	4
12	71	HAMAD KHAMISAL-SAHOUTI (QAT)	37.355	5	11	31.822	10	21	42.105	3	13	1:51.282	1:51.665	4
13	12	ADRIANO DONOSO (ESP)	37.574	11	19	31.717	4	18	42.051	4	12	1:51.342	1:51.414	4
14	43	AMANUEL BRINTON (GBR)	37.432	2	13	31.586	5	12	42.180	7	16	1:51.198	1:51.716	4
15	25	GONZALO PÉREZ (ESP)	37.594	10	21	31.777	7	20	42.230	6	18	1:51.601	1:51.775	6
16	72	EDOARDO LIGUORI (ITA)	37.462	2	14	31.776	5	19	42.414	12	23	1:51.652	1:51.935	12
17	38	MATTEO ROMAN (FRA)	37.589	6	20	31.968	13	23	42.232	13	19	1:51.789	1:52.078	13
18	14	EDU GUTIÉRREZ (ESP)	37.565	4	18	31.544	3	10	42.281	2	21	1:51.390	1:51.731	4
19	50	CARTER THOMPSON (AUS)	37.612	5	22	31.968	5	22	42.250	13	20	1:51.830	1:52.061	5
20	13	HA KIM DANISH (MYS)	37.503	5	16	31.679	6	16	41.946	4	8	1:51.128	1:51.997	4
21	73	VALENTÍN PERRONE (ARG)	37.796	6	24	32.062	5	25	42.747	5	26	1:52.605	1:52.613	5
22	33	ENZO BELLON (FRA)	38.016	6	26	32.169	4	28	42.960	2	29	1:53.145	1:53.418	2
23	90	LUCA AGOSTINELLI (VIE)	38.061	2	27	32.253	4	29	42.936	2	28	1:53.250	1:53.372	2
24	10	VALENTINO HERRLICH (GER)	38.004	9	25	32.103	4	26	42.725	2	25	1:52.832	1:53.195	4
25	3	VASILIS PANTELEAKIS (GRE)	38.066	10	28	32.104	2	27	42.765	2	27	1:52.935	1:53.015	2
26	70	KRISTIAN DANIEL (USA)	37.505	5	17	31.691	5	17	42.285	5	22	1:51.481	1:51.481	5
27	28	MÁXIMO QUILES (ESP)	37.120	13	2	31.613	10	13	41.919	13	7	1:50.652	1:50.697	13
28	20	OWEN van TRIGT (NED)	38.208	6	29	32.051	2	24	42.694	2	24	1:52.953	1:53.487	2
29	11	DAVID GONZÁLEZ (ESP)	37.425	5	12	31.375	4	2	41.888	2	5	1:50.688	1:51.206	4



## FIM JUNIORGP WORLD CHAMPIONSHIP - PORTIMAO

Autódromo Internacional do Algarve

ETC

29 June - 2 July 2023

Laps and Sector Times - Race - 14 Laps

Autodromo Internacional Algarve - 4592mtr.

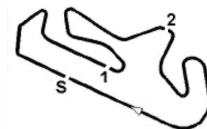
1 GUIDO PINI (ITA)										HONDA									
lap	Sect-1	Speed	Sect-2	Speed	Sect-3	Speed	TopSpeed	laptime	pit	lap	Sect-1	Speed	Sect-2	Speed	Sect-3	Speed	Topspeed	laptime	pit
1		100.5	32.087	117.0	42.529		136.4	1:53.817		8	37.342	97.9	31.619	111.3	42.026		222.7	1:50.987	
2	38.857	98.1	31.612	115.8	42.068		211.8	1:52.537		9	37.323	98.3	31.811	108.2	42.516		218.6	1:51.650	
3	37.775	100.6	31.538	116.1	42.401		223.1	1:51.714		10	37.522	98.3	<u>31.467</u>	116.9	42.109		<u>226.4</u>	1:51.098	
4	37.444	97.6	31.780	114.4	42.158		223.6	1:51.382		11	37.264	97.1	31.910	119.9	41.913		221.3	1:51.087	
5	37.334	97.8	31.504	115.0	42.386		218.6	1:51.224		12	<u>37.248</u>	100.1	31.553	112.3	41.954		220.0	<u>1:50.755</u>	
6	37.511	96.8	31.570	121.5	42.567		219.1	1:51.648		13	37.587	97.6	31.544	120.0	<u>41.866</u>		221.3	1:50.997	
7	37.522	100.9	31.618	115.8	42.220		220.4	1:51.360		14	37.380	101.4	31.671	<u>122.4</u>	42.264		219.1	1:51.315	

3 VASILIS PANTELEAKIS (GRE)										HONDA									
lap	Sect-1	Speed	Sect-2	Speed	Sect-3	Speed	TopSpeed	laptime	pit	lap	Sect-1	Speed	Sect-2	Speed	Sect-3	Speed	Topspeed	laptime	pit
1		98.4	32.597	110.3	43.981		152.1	1:58.483		8	39.078	91.0	32.587	116.5	43.270		<u>222.7</u>	1:54.935	
2	38.146	<u>99.4</u>	<u>32.104</u>	114.6	<u>42.765</u>		221.8	<u>1:53.015</u>		9	38.320	99.3	32.378	119.2	43.079		217.3	1:53.777	
3	38.322	95.2	32.379	113.0	43.356		218.2	1:54.057		10	<u>38.066</u>	96.3	32.439	113.6	43.204		221.3	1:53.709	
4	38.338	96.1	33.148	<u>120.3</u>	42.997		220.4	1:54.483		11	38.712	92.5	32.533	112.3	43.461		220.9	1:54.706	
5	38.263	96.2	32.226	115.9	43.148		218.6	1:53.637		12	38.432	93.7	32.613	113.3	43.007		216.0	1:54.052	
6	38.203	97.4	32.315	117.9	43.774		217.7	1:54.292		13	38.321	97.7	32.600	116.4	43.279		219.5	1:54.200	
7	38.761	94.7	32.498	117.1	43.360		221.3	1:54.619		14	38.601	96.4	32.677	116.6	43.284		215.1	1:54.562	

7 BEÑAT FERNÁNDEZ (ESP)										HONDA									
lap	Sect-1	Speed	Sect-2	Speed	Sect-3	Speed	TopSpeed	laptime	pit	lap	Sect-1	Speed	Sect-2	Speed	Sect-3	Speed	Topspeed	laptime	pit
1		97.3	32.205	126.2	42.684		138.8	1:55.588		8	38.098	101.7	31.889	120.1	42.524		214.7	1:52.511	
2	37.612	94.8	32.276	<u>128.0</u>	42.431		<u>224.5</u>	1:52.319		9	37.851	103.3	32.421	111.8	42.469		217.7	1:52.741	
3	37.517	100.4	32.031	111.9	42.236		223.6	1:51.784		10	38.178	96.0	31.775	117.0	42.609		214.3	1:52.562	
4	37.511	98.3	<u>31.639</u>	118.0	<u>42.008</u>		224.1	<u>1:51.158</u>		11	38.179	100.7	31.870	124.1	42.312		219.1	1:52.361	
5	38.166	92.7	31.924	121.5	42.890		222.2	1:52.980		12	38.364	97.8	31.905	116.8	42.607		217.3	1:52.876	
6	<u>37.503</u>	98.9	32.055	115.4	42.675		223.6	1:52.233		13	38.117	97.9	32.357	118.7	42.519		219.5	1:52.993	
7	38.212	94.2	31.840	121.5	42.421		216.9	1:52.473		14	37.879	98.9	32.041	123.0	42.252		224.1	1:52.172	

10 VALENTINO HERRLICH (GER)										HONDA									
lap	Sect-1	Speed	Sect-2	Speed	Sect-3	Speed	TopSpeed	laptime	pit	lap	Sect-1	Speed	Sect-2	Speed	Sect-3	Speed	Topspeed	laptime	pit
1		95.6	32.591	117.4	43.140		153.2	1:58.058		8	38.963	97.6	32.543	117.6	43.442		215.1	1:54.948	
2	38.356	99.3	33.282	116.6	<u>42.725</u>		220.4	1:54.363		9	<u>38.004</u>	<u>99.7</u>	32.335	118.3	43.209		217.7	1:53.548	
3	38.154	98.2	32.288	116.0	43.028		220.0	1:53.470		10	38.447	97.9	32.379	114.9	43.357		216.0	1:54.183	
4	38.352	97.6	<u>32.103</u>	117.9	42.740		220.9	<u>1:53.195</u>		11	38.859	99.1	32.571	117.6	43.576		218.2	1:55.006	
5	38.197	97.6	32.357	113.0	43.177		218.6	1:53.731		12	38.088	95.8	32.478	<u>120.1</u>	43.188		218.6	1:53.754	
6	38.281	93.8	32.623	109.6	43.862		<u>222.2</u>	1:54.766		13	38.250	95.7	32.833	119.2	43.517		219.5	1:54.600	
7	38.501	92.2	32.580	109.3	43.516		<u>222.2</u>	1:54.597		14	38.440	94.3	32.468	113.7	43.217		216.9	1:54.125	

11 DAVID GONZÁLEZ (ESP)										HONDA									
lap	Sect-1	Speed	Sect-2	Speed	Sect-3	Speed	TopSpeed	laptime	pit	lap	Sect-1	Speed	Sect-2	Speed	Sect-3	Speed	Topspeed	laptime	pit
1		97.2	32.047	<u>122.7</u>	42.383		147.7	1:54.879		5	<u>37.425</u>	99.0	33.479	116.8	42.442		221.3	1:53.346	
2	38.006	100.6	31.929	117.6	<u>41.888</u>		<u>223.1</u>	1:51.823		6	37.440	<u>100.8</u>	31.921	116.8	42.334		221.3	1:51.695	
3	38.275	98.0	32.387	113.1	41.980		221.8	1:52.642		7	39.824	99.6	31.955	120.4	42.501		216.4	1:54.280	
4	37.541	97.4	<u>31.375</u>	120.0	42.290		220.9	<u>1:51.206</u>		8	38.057	100.2	42.972	111.7	Pit In		221.8	<u>2:26.470</u>	



## FIM JUNIORGP WORLD CHAMPIONSHIP - PORTIMAO

Autódromo Internacional do Algarve

ETC

29 June - 2 July 2023

Laps and Sector Times - Race - 14 Laps

Autodromo Internacional Algarve - 4592mtr.

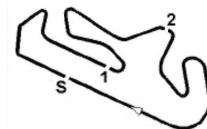
12 ADRIANO DONOSO (ESP)										HONDA									
lap	Sect-1	Speed	Sect-2	Speed	Sect-3	Speed	TopSpeed	laptime	pit	lap	Sect-1	Speed	Sect-2	Speed	Sect-3	Speed	Topspeed	laptime	pit
1		93.6	32.169	116.0	42.549		139.7	1:54.814		8	37.606	<u>104.5</u>	32.224	119.9	42.491		215.1	1:52.321	
2	38.127	94.8	32.216	111.9	42.202		220.0	1:52.545		9	37.682	95.4	32.124	115.8	42.640		<u>220.9</u>	1:52.446	
3	37.898	95.5	31.926	114.5	42.182		214.7	1:52.006		10	37.866	95.4	31.861	113.9	42.443		218.2	1:52.170	
4	37.646	98.1	<u>31.717</u>	115.4	<u>42.051</u>		220.0	<u>1:51.414</u>		11	<u>37.574</u>	100.3	32.010	<u>120.3</u>	42.578		218.6	1:52.162	
5	37.944	95.2	31.854	116.0	43.382		212.2	1:53.180		12	37.987	98.3	32.179	115.5	42.666		217.7	1:52.832	
6	38.087	97.7	32.269	115.4	42.310		220.4	1:52.666		13	37.907	97.6	32.172	119.5	42.768		219.1	1:52.847	
7	38.285	95.7	32.053	117.3	42.486		215.1	1:52.824		14	37.938	100.5	32.335	119.5	42.829		220.4	1:53.102	

13 HAKIM DANISH (MYS)										HONDA									
lap	Sect-1	Speed	Sect-2	Speed	Sect-3	Speed	TopSpeed	laptime	pit	lap	Sect-1	Speed	Sect-2	Speed	Sect-3	Speed	Topspeed	laptime	pit
1		98.2	32.199	120.7	42.549		134.2	1:54.649		8	38.523	99.4	32.102	116.6	42.615		216.0	1:53.240	
2	38.493	92.1	32.321	117.1	42.406		223.6	1:53.220		9	37.917	93.3	31.979	114.2	42.718		219.5	1:52.614	
3	37.765	98.1	32.059	121.1	42.478		221.8	1:52.302		10	38.580	95.3	32.435	116.5	42.538		216.4	1:53.553	
4	38.367	95.5	31.684	118.4	<u>41.946</u>		218.6	<u>1:51.997</u>		11	38.180	98.2	31.873	120.3	42.534		216.9	1:52.587	
5	<u>37.503</u>	98.1	31.998	118.6	42.544		<u>228.8</u>	1:52.045		12	39.189	98.2	32.389	118.6	42.845		216.0	1:54.423	
6	38.179	94.5	<u>31.679</u>	120.3	42.519		227.8	1:52.377		13	38.170	98.8	32.290	123.0	43.169		213.4	1:53.629	
7	37.947	96.8	31.718	119.5	42.471		227.4	1:52.136		14	38.591	<u>99.9</u>	32.241	<u>127.4</u>	43.047		212.2	1:53.879	

14 EDU GUTIÉRREZ (ESP)										HONDA									
lap	Sect-1	Speed	Sect-2	Speed	Sect-3	Speed	TopSpeed	laptime	pit	lap	Sect-1	Speed	Sect-2	Speed	Sect-3	Speed	Topspeed	laptime	pit
1		99.3	32.152	<u>131.5</u>	42.425		144.2	1:54.572		8	37.749	100.3	31.990	126.8	42.818		<u>221.8</u>	1:52.557	
2	38.059	98.5	31.779	122.0	<u>42.281</u>		217.7	1:52.119		9	38.014	100.3	31.717	122.6	42.998		220.9	1:52.729	
3	38.178	97.8	<u>31.544</u>	121.8	42.670		219.5	1:52.392		10	38.098	98.7	32.058	120.8	43.009		220.0	1:53.165	
4	<u>37.565</u>	98.6	31.584	123.4	42.582		220.0	<u>1:51.731</u>		11	37.922	102.0	31.881	123.0	42.744		216.9	1:52.547	
5	38.118	97.7	31.701	120.4	43.289		217.3	1:53.108		12	38.945	<u>102.1</u>	32.825	116.4	43.020		215.1	1:54.790	
6	38.118	94.0	31.846	119.6	42.652		219.5	1:52.616		13	37.988	98.4	32.281	118.2	43.291		220.0	1:53.560	
7	38.495	93.3	31.710	122.4	42.964		218.6	1:53.169		14	38.422	97.8	32.231	124.3	42.885		221.3	1:53.538	

20 OWEN van TRIGT (NED)										HONDA									
lap	Sect-1	Speed	Sect-2	Speed	Sect-3	Speed	TopSpeed	laptime	pit	lap	Sect-1	Speed	Sect-2	Speed	Sect-3	Speed	Topspeed	laptime	pit
1		91.5	32.470	113.1	43.028		152.3	1:58.075		7	38.852	92.2	32.540	113.2	43.431		215.6	1:54.823	
2	38.742	97.1	<u>32.051</u>	114.0	<u>42.694</u>		218.2	<u>1:53.487</u>		8	39.221	91.5	32.449	117.9	43.290		214.7	1:54.960	
3	38.415	92.1	32.299	<u>119.6</u>	43.175		225.0	1:53.889		9	38.284	96.4	32.322	114.0	42.966		215.6	1:53.572	
4	38.256	94.6	32.164	115.5	43.170		223.1	1:53.590		10	38.337	99.6	32.662	112.5	43.927		217.7	1:54.926	
5	38.582	93.0	32.279	112.1	43.104		217.3	1:53.965		11	38.452	92.5	32.432	111.0	43.416		218.6	1:54.300	
6	<u>38.208</u>	95.2	32.637	109.3	43.516		<u>226.9</u>	1:54.361		12	38.284	<u>101.0</u>	32.855	115.1	43.390		220.9	1:54.529	

21 RUCHÉ MOODLEY (RSA)										HONDA									
lap	Sect-1	Speed	Sect-2	Speed	Sect-3	Speed	TopSpeed	laptime	pit	lap	Sect-1	Speed	Sect-2	Speed	Sect-3	Speed	Topspeed	laptime	pit
1		92.2	31.827	120.5	42.215		141.0	1:53.924		8	<u>37.272</u>	99.9	31.587	112.6	42.176		223.6	1:51.035	
2	38.870	95.1	31.750	121.5	42.069		212.6	1:52.689		9	37.454	99.3	31.535	112.5	42.261		215.1	1:51.250	
3	37.844	98.0	31.435	113.4	43.171		220.9	1:52.450		10	37.465	97.1	31.501	117.3	42.204		221.8	1:51.170	
4	37.443	98.3	<u>31.317</u>	121.3	41.949		223.6	1:50.709		11	37.744	100.4	31.764	111.3	41.990		219.5	1:51.498	
5	37.462	96.9	31.604	114.5	42.047		220.9	1:51.113		12	37.315	<u>101.4</u>	31.367	116.6	<u>41.901</u>		<u>225.5</u>	<u>1:50.583</u>	
6	37.876	92.9	31.670	117.4	42.220		223.6	1:51.766		13	37.563	94.3	31.622	115.1	42.107		223.6	1:51.292	
7	37.650	100.2	31.580	120.3	42.047		220.0	1:51.277		14	37.299	96.8	31.478	<u>122.9</u>	42.397		221.8	1:51.174	



## FIM JUNIORGP WORLD CHAMPIONSHIP - PORTIMAO

Autódromo Internacional do Algarve

ETC

29 June - 2 July 2023

Laps and Sector Times - Race - 14 Laps

Autodromo Internacional Algarve - 4592mtr.

22		JESÚS TORRES (ESP)								HONDA									
lap	Sect-1	Speed	Sect-2	Speed	Sect-3	Speed	TopSpeed	laptime	pit	lap	Sect-1	Speed	Sect-2	Speed	Sect-3	Speed	Topspeed	laptime	pit
1		95.8	32.075	124.0	42.501		145.0	1:55.531		8	37.793	<u>100.9</u>	31.927	123.6	42.685		216.0	1:52.405	
2	37.867	94.9	32.270	125.3	42.457		223.1	1:52.594		9	38.251	99.3	32.116	117.9	42.523		215.6	1:52.890	
3	38.062	97.6	31.699	121.5	42.368		220.0	1:52.129		10	37.813	99.3	31.822	122.0	42.858		215.6	1:52.493	
4	37.538	99.0	31.713	<u>127.1</u>	42.186		222.7	<u>1:51.437</u>		11	38.548	99.5	31.874	124.9	<u>42.171</u>		216.0	1:52.593	
5	<u>37.353</u>	94.7	<u>31.670</u>	125.3	42.999		221.8	1:52.022		12	38.100	96.0	31.830	119.7	42.738		221.8	1:52.668	
6	38.149	100.1	31.894	119.6	42.618		222.7	1:52.661		13	37.850	97.0	32.318	119.2	42.745		221.8	1:52.913	
7	37.764	97.8	31.812	122.4	42.605		221.8	1:52.181		14	38.125	97.7	31.981	122.9	42.323		<u>223.6</u>	1:52.429	

24		GUILLEM PLANQUES (FRA)								HONDA									
lap	Sect-1	Speed	Sect-2	Speed	Sect-3	Speed	TopSpeed	laptime	pit	lap	Sect-1	Speed	Sect-2	Speed	Sect-3	Speed	Topspeed	laptime	pit
1		94.7	31.972	113.9	42.578		141.4	1:54.282		8	37.300	103.2	31.822	120.3	44.254		223.6	1:53.376	
2	38.739	90.8	32.177	118.8	42.168		224.5	1:53.084		9	37.823	99.5	31.716	<u>123.9</u>	<u>41.993</u>		222.2	<u>1:51.532</u>	
3	38.427	95.7	31.837	116.5	42.875		224.5	1:53.139		10	37.544	94.2	31.811	115.5	42.452		223.1	1:51.807	
4	37.852	100.1	<u>31.576</u>	116.3	42.160		<u>226.9</u>	1:51.588		11	37.706	<u>104.7</u>	31.923	123.6	42.548		218.2	1:52.177	
5	<u>37.269</u>	95.2	31.790	122.4	42.586		223.1	1:51.645		12	38.218	96.7	31.952	113.7	42.732		218.6	1:52.902	
6	37.903	99.7	31.864	113.6	44.434		221.8	1:54.201		13	38.030	97.7	31.969	118.6	42.666		218.6	1:52.665	
7	37.737	96.3	31.849	119.3	42.265		225.0	1:51.851		14	37.943	103.3	32.015	123.0	42.521		220.9	1:52.479	

25		GONZALO PÉREZ (ESP)								HONDA									
lap	Sect-1	Speed	Sect-2	Speed	Sect-3	Speed	TopSpeed	laptime	pit	lap	Sect-1	Speed	Sect-2	Speed	Sect-3	Speed	Topspeed	laptime	pit
1		96.1	32.076	116.8	42.654		150.8	1:55.879		8	37.730	<u>100.8</u>	31.947	121.5	42.478		220.0	1:52.155	
2	37.823	95.6	32.302	119.2	42.723		218.6	1:52.848		9	38.263	99.4	32.312	115.5	42.424		214.7	1:52.999	
3	37.636	95.4	31.949	118.2	42.535		220.4	1:52.120		10	<u>37.594</u>	98.8	32.094	115.4	42.757		218.2	1:52.445	
4	37.854	96.4	32.036	119.9	42.328		<u>221.3</u>	1:52.218		11	38.314	98.8	31.852	120.9	42.566		213.9	1:52.732	
5	37.605	97.8	31.869	120.8	42.411		218.6	1:51.885		12	38.146	94.2	31.886	115.5	42.609		219.1	1:52.641	
6	37.604	97.2	31.941	120.4	<u>42.230</u>		219.5	<u>1:51.775</u>		13	38.229	94.2	32.130	117.1	42.434		218.6	1:52.793	
7	37.941	95.3	<u>31.777</u>	<u>121.8</u>	42.310		220.9	1:52.028		14	38.543	89.8	31.949	115.9	42.578		219.1	1:53.070	

26		PAU ALSINA (ESP)								HONDA									
lap	Sect-1	Speed	Sect-2	Speed	Sect-3	Speed	TopSpeed	laptime	pit	lap	Sect-1	Speed	Sect-2	Speed	Sect-3	Speed	Topspeed	laptime	pit
1		97.2	31.907	120.9	42.319		141.7	1:53.905		8	37.302	99.0	31.655	124.3	42.380		219.5	1:51.337	
2	38.573	99.4	31.646	118.0	42.271		214.7	1:52.490		9	37.562	99.1	31.813	116.5	42.518		219.5	1:51.893	
3	37.913	98.8	<u>31.472</u>	115.6	42.326		218.2	1:51.711		10	37.428	99.3	31.967	117.0	42.657		217.7	1:52.052	
4	<u>37.275</u>	99.3	31.709	115.6	42.319		217.7	<u>1:51.303</u>		11	37.902	99.0	32.107	114.2	42.815		217.3	1:52.824	
5	37.617	<u>100.2</u>	31.910	116.8	42.180		220.0	1:51.707		12	37.767	96.9	32.117	112.6	42.940		216.0	1:52.824	
6	37.756	93.0	31.696	118.3	<u>42.171</u>		<u>221.8</u>	1:51.623		13	37.976	95.7	32.228	113.7	42.891		216.4	1:53.095	
7	38.076	97.5	32.092	<u>125.1</u>	42.352		218.2	1:52.520		14	38.053	94.2	32.171	114.2	43.103		216.9	1:53.327	

27		RICO SALMELA (FIN)								HONDA									
lap	Sect-1	Speed	Sect-2	Speed	Sect-3	Speed	TopSpeed	laptime	pit	lap	Sect-1	Speed	Sect-2	Speed	Sect-3	Speed	Topspeed	laptime	pit
1		94.3	31.789	117.4	42.340		137.2	1:54.182		8	37.450	99.0	31.626	113.8	42.075		216.9	1:51.151	
2	38.255	101.8	31.932	114.5	42.078		224.1	1:52.265		9	37.442	97.4	31.604	118.7	42.273		216.4	1:51.319	
3	37.432	100.9	31.655	115.5	42.231		<u>225.0</u>	1:51.318		10	37.511	96.3	31.633	117.4	41.983		216.9	1:51.127	
4	<u>37.110</u>	<u>108.9</u>	32.318	115.0	42.006		219.1	1:51.434		11	37.491	98.1	31.695	119.5	42.084		215.1	1:51.270	
5	37.416	96.8	31.628	115.0	42.335		218.2	1:51.379		12	37.310	96.5	31.615	114.6	42.163		218.6	1:51.088	




**FIM JUNIORGP WORLD CHAMPIONSHIP - PORTIMAO**

Autódromo Internacional do Algarve

ETC

29 June - 2 July 2023

Laps and Sector Times - Race - 14 Laps

Autodromo Internacional Algarve - 4592mtr.

6	37.795	91.6	31.629	118.2	42.348	220.9	1:51.772	13	37.378	99.2	31.820	113.8	<u>41.682</u>	220.4	<u>1:50.880</u>
7	37.611	100.5	<u>31.490</u>	<u>124.0</u>	41.962	221.3	1:51.063	14	37.521	97.9	31.623	119.3	42.190	219.5	1:51.334

28 MÁXIMO QUILES (ESP)									HONDA										
lap	Sect-1	Speed	Sect-2	Speed	Sect-3	Speed	TopSpeed	laptime	pit	lap	Sect-1	Speed	Sect-2	Speed	Sect-3	Speed	Topspeed	laptime	pit
1		97.3	32.466	116.5	42.439		133.8	1:54.126		8	37.300	100.7	31.706	113.0	42.080		219.1	1:51.086	
2	37.917	<u>102.0</u>	31.779	118.0	42.268		220.0	1:51.964		9	37.359	98.8	31.763	109.9	42.336		217.3	1:51.458	
3	37.655	98.4	31.670	116.6	42.273		216.0	1:51.598		10	37.336	99.4	<u>31.613</u>	117.6	42.094		218.2	1:51.043	
4	37.484	100.8	31.826	113.4	42.098		216.4	1:51.408		11	37.387	100.6	31.717	<u>119.2</u>	42.117		218.6	1:51.221	
5	37.410	97.9	31.629	114.3	42.488		219.5	1:51.527		12	37.253	99.0	31.656	113.7	42.021		219.5	1:50.930	
6	37.440	101.0	31.695	114.5	42.521		<u>222.7</u>	1:51.656		13	<u>37.120</u>	99.4	31.658	116.9	<u>41.919</u>		<u>222.7</u>	<u>1:50.697</u>	
7	37.333	98.3	31.690	115.9	42.101		220.9	1:51.124		14									

33 ENZO BELLON (FRA)									HONDA										
lap	Sect-1	Speed	Sect-2	Speed	Sect-3	Speed	TopSpeed	laptime	pit	lap	Sect-1	Speed	Sect-2	Speed	Sect-3	Speed	Topspeed	laptime	pit
1		90.4	32.465	113.2	43.741		158.4	1:58.954		8	38.828	90.7	32.773	118.7	43.190		220.4	1:54.791	
2	38.097	<u>100.3</u>	32.361	118.8	<u>42.960</u>		225.9	<u>1:53.418</u>		9	38.492	96.4	32.313	120.7	43.182		215.6	1:53.987	
3	38.063	98.0	32.209	120.7	43.169		222.7	1:53.441		10	38.509	95.2	32.229	113.9	43.375		220.9	1:54.113	
4	38.619	93.0	<u>32.169</u>	<u>123.1</u>	43.071		225.5	1:53.859		11	38.623	93.2	32.476	112.3	43.358		220.4	1:54.457	
5	38.155	90.7	32.288	114.0	43.245		223.1	1:53.688		12	38.490	91.3	32.407	118.2	43.449		215.6	1:54.346	
6	<u>38.016</u>	90.2	32.546	114.8	43.684		<u>226.9</u>	1:54.246		13	38.105	93.9	32.618	117.6	43.324		225.9	1:54.047	
7	38.842	93.1	32.463	113.7	43.521		220.0	1:54.826		14	38.121	99.0	32.615	118.7	43.315		223.6	1:54.051	

38 MATTEO ROMAN (FRA)									HONDA										
lap	Sect-1	Speed	Sect-2	Speed	Sect-3	Speed	TopSpeed	laptime	pit	lap	Sect-1	Speed	Sect-2	Speed	Sect-3	Speed	Topspeed	laptime	pit
1		88.5	32.413	114.3	42.858		149.8	1:57.076		8	37.858	<u>100.5</u>	32.287	117.8	42.921		218.6	1:53.066	
2	37.983	93.5	32.763	112.9	42.693		<u>226.9</u>	1:53.439		9	38.170	97.4	32.314	110.8	42.623		216.0	1:53.107	
3	37.863	94.7	32.118	112.6	42.611		218.6	1:52.592		10	38.227	96.1	32.166	115.1	42.827		217.3	1:53.220	
4	37.982	95.2	32.290	116.9	42.482		217.3	1:52.754		11	37.991	95.6	32.155	118.0	42.418		216.0	1:52.564	
5	37.801	95.7	32.224	113.2	42.680		217.7	1:52.705		12	37.963	95.4	32.035	115.4	42.326		218.2	1:52.324	
6	<u>37.589</u>	96.4	32.089	114.8	42.466		224.1	1:52.144		13	37.878	97.3	<u>31.968</u>	117.4	<u>42.232</u>		218.6	<u>1:52.078</u>	
7	37.974	92.7	32.016	117.0	42.891		217.3	1:52.881		14	37.951	96.4	32.062	<u>118.6</u>	42.535		222.7	1:52.548	

43 AMANUEL BRINTON (GBR)									HONDA										
lap	Sect-1	Speed	Sect-2	Speed	Sect-3	Speed	TopSpeed	laptime	pit	lap	Sect-1	Speed	Sect-2	Speed	Sect-3	Speed	Topspeed	laptime	pit
1		94.7	32.192	110.1	42.503		152.5	1:56.292		8	37.991	<u>104.4</u>	32.178	114.2	42.874		218.6	1:53.043	
2	<u>37.432</u>	95.3	32.093	119.2	42.372		220.4	1:51.897		9	37.943	95.8	31.845	114.0	42.911		220.4	1:52.699	
3	37.813	97.5	31.735	114.6	42.527		220.9	1:52.075		10	37.955	96.1	31.668	112.5	42.364		220.9	1:51.987	
4	37.731	97.3	31.692	119.2	42.293		222.2	<u>1:51.716</u>		11	38.179	98.0	32.316	115.4	42.367		219.5	1:52.862	
5	37.854	93.3	<u>31.586</u>	<u>120.5</u>	42.489		217.3	1:51.929		12	38.023	94.7	32.042	113.7	42.359		221.3	1:52.424	
6	37.996	98.1	31.718	111.3	42.486		<u>225.0</u>	1:52.200		13	37.990	92.5	32.082	117.3	42.640		220.9	1:52.712	
7	38.794	93.3	31.730	118.8	<u>42.180</u>		221.8	1:52.704		14	38.465	95.3	31.868	118.6	42.608		221.8	1:52.941	

47 DODÓ BOGGIO (ITA)									HONDA										
lap	Sect-1	Speed	Sect-2	Speed	Sect-3	Speed	TopSpeed	laptime	pit	lap	Sect-1	Speed	Sect-2	Speed	Sect-3	Speed	Topspeed	laptime	pit
1		93.3	32.167	<u>118.2</u>	42.671		140.1	1:55.133		8	37.315	97.7	<u>31.446</u>	109.6	42.133		220.4	1:50.894	
2	37.775	92.7	32.137	113.2	42.298		223.1	1:52.210		9	<u>37.150</u>	97.7	31.609	113.2	42.215		221.8	1:50.974	
3	37.706	95.0	31.547	114.2	42.317		221.3	1:51.570		10	37.495	95.0	31.684	113.4	42.383		216.9	1:51.562	



## FIM JUNIORGP WORLD CHAMPIONSHIP - PORTIMAO

Autódromo Internacional do Algarve

ETC

29 June - 2 July 2023

Laps and Sector Times - Race - 14 Laps

Autodromo Internacional Algarve - 4592mtr.

4	37.404	98.5	31.546	115.0	41.968	224.1	1:50.918	11	37.286	<u>98.8</u>	31.948	110.7	41.947	223.6	1:51.181
5	37.651	94.6	31.727	116.4	42.018	218.2	1:51.396	12	37.250	97.0	31.541	113.7	<u>41.875</u>	224.1	1:50.666
6	37.472	94.2	31.618	115.8	42.267	<u>224.5</u>	1:51.357	13	37.585	97.2	31.660	109.2	42.205	221.8	1:51.450
7	37.839	95.7	31.596	115.0	42.106	<u>224.5</u>	1:51.541	14	37.184	98.5	31.543	115.4	41.921	220.0	<u>1:50.648</u>

50 CARTER THOMPSON (AUS)									HONDA										
lap	Sect-1	Speed	Sect-2	Speed	Sect-3	Speed	TopSpeed	laptime	pit	lap	Sect-1	Speed	Sect-2	Speed	Sect-3	Speed	Topspeed	laptime	pit
1		95.3	32.432	113.0	43.033		149.8	1:57.042		8	38.030	101.8	32.308	115.5	42.986		217.7	1:53.324	
2	38.209	98.1	32.790	114.9	42.769		<u>227.4</u>	1:53.768		9	38.168	102.4	32.061	115.5	42.728		220.0	1:52.957	
3	37.951	98.5	32.037	111.6	42.797		222.2	1:52.785		10	37.940	102.9	32.177	117.5	42.511		218.6	1:52.628	
4	38.014	97.1	32.134	113.4	42.469		225.0	1:52.617		11	38.236	100.6	32.034	118.8	42.565		212.6	1:52.835	
5	<u>37.612</u>	97.1	<u>31.968</u>	115.8	42.481		222.2	<u>1:52.061</u>		12	37.935	<u>103.3</u>	32.089	116.0	42.459		215.1	1:52.483	
6	37.769	102.0	32.070	117.3	42.518		220.0	1:52.357		13	37.773	101.4	32.099	118.7	<u>42.250</u>		217.3	1:52.122	
7	37.829	99.4	32.109	116.9	42.943		222.7	1:52.881		14	37.844	97.7	32.027	<u>121.8</u>	42.877		219.5	1:52.748	

54 JESÚS RIOS (ESP)									HONDA										
lap	Sect-1	Speed	Sect-2	Speed	Sect-3	Speed	TopSpeed	laptime	pit	lap	Sect-1	Speed	Sect-2	Speed	Sect-3	Speed	Topspeed	laptime	pit
1		97.0	32.021	120.7	42.428		135.3	1:53.892		8	37.700	<u>104.7</u>	31.600	126.5	42.130		219.1	1:51.430	
2	38.403	101.8	31.703	120.7	42.483		220.9	1:52.589		9	37.347	100.2	<u>31.398</u>	125.4	42.173		220.9	<u>1:50.918</u>	
3	38.182	97.0	31.505	118.9	42.204		219.5	1:51.891		10	37.469	98.7	31.405	124.0	42.167		223.6	1:51.041	
4	37.674	99.2	31.652	121.8	42.071		220.4	1:51.397		11	37.542	99.5	31.656	119.1	42.127		220.9	1:51.325	
5	37.599	99.7	31.661	122.2	<u>42.023</u>		221.3	1:51.283		12	<u>37.303</u>	100.6	31.463	122.3	42.236		223.1	1:51.002	
6	37.483	98.5	31.659	121.6	42.336		223.1	1:51.478		13	37.309	101.3	31.706	122.2	42.089		219.1	1:51.104	
7	38.054	99.0	31.588	124.7	42.212		<u>226.4</u>	1:51.854		14	37.391	101.3	31.549	<u>127.7</u>	42.413		218.2	1:51.353	

67 CASEY O'GORMAN (IRL)									HONDA										
lap	Sect-1	Speed	Sect-2	Speed	Sect-3	Speed	TopSpeed	laptime	pit	lap	Sect-1	Speed	Sect-2	Speed	Sect-3	Speed	Topspeed	laptime	pit
1		92.9	31.834	120.5	42.250		157.9	1:55.661		8	37.407	100.3	31.544	118.7	41.994		220.4	1:50.945	
2	37.322	93.9	31.967	119.6	42.039		<u>228.3</u>	1:51.328		9	37.222	96.9	31.472	113.6	42.377		221.3	1:51.071	
3	37.852	98.2	31.475	118.6	42.012		226.9	1:51.339		10	37.542	95.4	<u>31.457</u>	115.5	42.271		226.9	1:51.270	
4	37.353	96.8	31.734	115.8	42.180		225.0	1:51.267		11	37.297	99.4	31.715	116.9	<u>41.855</u>		227.4	1:50.867	
5	37.482	98.8	31.649	116.3	42.017		224.5	1:51.148		12	<u>37.170</u>	<u>103.0</u>	31.684	110.8	41.947		223.6	<u>1:50.801</u>	
6	37.549	95.9	31.580	116.1	42.544		224.5	1:51.673		13	37.261	98.4	31.879	114.9	41.893		<u>228.3</u>	1:51.033	
7	38.521	96.5	31.467	<u>120.8</u>	41.983		220.0	1:51.971		14	37.458	96.5	31.640	117.6	42.076		224.1	1:51.174	

70 KRISTIAN DANIEL (USA)									HONDA										
lap	Sect-1	Speed	Sect-2	Speed	Sect-3	Speed	TopSpeed	laptime	pit	lap	Sect-1	Speed	Sect-2	Speed	Sect-3	Speed	Topspeed	laptime	pit
1		97.4	32.511	123.4	43.597		149.6	1:56.483		8	38.827	<u>105.2</u>	32.710	122.2	42.954		210.1	1:54.491	
2	37.803	95.7	32.038	116.6	42.498		219.5	1:52.339		9	38.492	100.1	32.158	120.7	45.385		215.1	1:56.035	
3	37.752	98.0	31.869	118.6	42.357		222.7	1:51.978		10	38.191	100.7	32.294	121.1	43.115		213.9	1:53.600	
4	37.849	96.6	32.637	117.8	42.303		220.0	1:52.789		11	38.110	98.8	32.339	119.9	42.959		214.3	1:53.408	
5	<u>37.505</u>	99.3	<u>31.691</u>	<u>125.0</u>	<u>42.285</u>		220.4	<u>1:51.481</u>		12	38.156	100.3	32.173	119.1	42.862		216.0	1:53.191	
6	37.633	96.8	32.241	124.9	45.181		<u>223.1</u>	1:55.055		13	38.218	101.9	32.226	124.0	42.847		219.1	1:53.291	
7	38.018	101.6	32.219	124.9	57.632		221.3	2:07.869		14	38.261	99.4	32.160	124.3	42.837		217.3	1:53.258	


**FIM JUNIORGP WORLD CHAMPIONSHIP - PORTIMAO**

Autódromo Internacional do Algarve

ETC

29 June - 2 July 2023

Laps and Sector Times - Race - 14 Laps

Autodromo Internacional Algarve - 4592mtr.

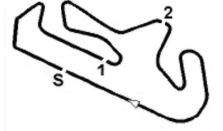
71 HAMAD KHAMIS AL-SAHOUTI (QAT)										HONDA									
lap	Sect-1	Speed	Sect-2	Speed	Sect-3	Speed	TopSpeed	laptime	pit	lap	Sect-1	Speed	Sect-2	Speed	Sect-3	Speed	Topspeed	laptime	pit
1		94.2	32.226	110.9	43.202		147.9	1:56.733		8	38.014	96.8	32.172	118.2	42.141		221.3	1:52.327	
2	37.987	98.8	31.943	115.8	42.613		222.2	1:52.543		9	37.754	95.9	31.920	117.3	42.757		220.0	1:52.431	
3	38.052	98.9	31.952	114.4	<u>42.105</u>		221.3	1:52.109		10	38.088	96.0	<u>31.822</u>	116.5	42.146		222.2	1:52.056	
4	37.487	97.0	32.039	117.8	42.139		221.8	<u>1:51.665</u>		11	38.297	<u>100.9</u>	32.003	117.5	42.286		219.5	1:52.586	
5	<u>37.355</u>	99.0	31.870	<u>120.7</u>	42.484		220.0	1:51.709		12	37.943	93.1	31.985	115.4	42.334		<u>223.1</u>	1:52.262	
6	37.823	94.1	32.596	118.6	42.332		218.6	1:52.751		13	38.471	92.2	32.104	117.3	42.408		220.0	1:52.983	
7	38.045	98.5	32.176	117.1	42.296		219.5	1:52.517		14	38.234	96.3	31.946	118.3	42.387		222.2	1:52.567	

72 EDOARDO LI GUORI (ITA)										HONDA									
lap	Sect-1	Speed	Sect-2	Speed	Sect-3	Speed	TopSpeed	laptime	pit	lap	Sect-1	Speed	Sect-2	Speed	Sect-3	Speed	Topspeed	laptime	pit
1		97.9	32.286	115.1	42.976		154.5	1:56.664		8	37.693	98.9	31.924	111.0	42.651		223.1	1:52.268	
2	<u>37.462</u>	97.3	32.061	114.8	42.930		<u>230.8</u>	1:52.453		9	38.094	99.2	31.926	113.0	42.647		220.4	1:52.667	
3	37.677	95.2	31.901	111.2	42.644		225.5	1:52.222		10	37.725	95.2	31.974	<u>118.6</u>	42.741		223.1	1:52.440	
4	37.705	96.2	32.097	116.1	42.948		222.2	1:52.750		11	37.659	<u>100.9</u>	31.876	114.4	42.427		220.9	1:51.962	
5	37.653	97.1	<u>31.776</u>	113.3	42.712		223.1	1:52.141		12	37.526	96.9	31.995	113.3	<u>42.414</u>		223.6	<u>1:51.935</u>	
6	37.574	98.5	31.914	115.4	42.604		225.0	1:52.092		13	38.259	94.2	32.125	108.7	42.560		229.8	1:52.944	
7	37.652	96.2	31.968	111.7	42.872		226.4	1:52.492		14	38.301	92.0	31.987	113.3	42.798		226.9	1:53.086	

73 VALENTÍN PERRONE (ARG)										HONDA									
lap	Sect-1	Speed	Sect-2	Speed	Sect-3	Speed	TopSpeed	laptime	pit	lap	Sect-1	Speed	Sect-2	Speed	Sect-3	Speed	Topspeed	laptime	pit
1		97.7	32.675	<u>122.0</u>	42.963		154.7	1:57.588		8	38.161	<u>98.9</u>	32.303	115.8	43.317		222.7	1:53.781	
2	37.958	95.2	32.123	115.4	42.792		219.1	1:52.873		9	38.071	95.2	32.291	113.0	43.268		220.4	1:53.630	
3	38.036	92.8	32.184	116.6	42.826		<u>223.6</u>	1:53.046		10	38.310	95.1	32.585	112.3	43.273		220.0	1:54.168	
4	37.959	95.3	32.150	116.8	42.775		218.6	1:52.884		11	38.174	96.8	32.603	114.5	43.426		218.2	1:54.203	
5	37.804	96.0	<u>32.062</u>	117.9	<u>42.747</u>		220.0	<u>1:52.613</u>		12	38.355	92.5	32.538	112.7	43.283		220.9	1:54.176	
6	<u>37.796</u>	97.1	32.220	118.4	42.997		221.8	1:53.013		13	38.407	92.5	32.575	115.1	43.455		220.9	1:54.437	
7	38.108	96.0	32.230	116.9	43.242		220.4	1:53.580		14	38.400	93.3	32.517	111.9	43.402		218.6	1:54.319	

90 LUCA AGOSTINELLI (VIE)										HONDA									
lap	Sect-1	Speed	Sect-2	Speed	Sect-3	Speed	TopSpeed	laptime	pit	lap	Sect-1	Speed	Sect-2	Speed	Sect-3	Speed	Topspeed	laptime	pit
1		86.8	32.487	<u>116.0</u>	43.585		153.6	1:58.042		8	38.980	95.2	32.400	114.9	43.506		216.4	1:54.886	
2	<u>38.061</u>	93.0	32.375	108.7	<u>42.936</u>		222.2	<u>1:53.372</u>		9	38.248	95.2	32.271	112.9	43.091		215.1	1:53.610	
3	38.229	<u>97.3</u>	32.396	113.8	43.345		<u>224.5</u>	1:53.970		10	38.301	96.2	32.587	104.5	43.301		216.4	1:54.189	
4	38.147	93.4	<u>32.253</u>	113.7	43.204		220.0	1:53.604		11	38.748	95.8	32.541	113.0	43.395		215.1	1:54.684	
5	38.531	92.5	32.267	110.1	43.023		218.6	1:53.821		12	38.373	96.4	32.554	109.9	43.146		216.9	1:54.073	
6	38.134	94.8	32.640	113.0	43.982		222.7	1:54.756		13	38.145	95.2	32.829	112.5	43.433		219.1	1:54.407	
7	38.397	93.7	32.593	108.5	43.614		223.1	1:54.604		14	38.372	95.2	32.610	110.3	43.248		219.5	1:54.230	

93 ALBERTO FERRÁNDEZ (ESP)										HONDA									
lap	Sect-1	Speed	Sect-2	Speed	Sect-3	Speed	TopSpeed	laptime	pit	lap	Sect-1	Speed	Sect-2	Speed	Sect-3	Speed	Topspeed	laptime	pit
1		96.7	32.102	119.5	42.626		147.3	1:56.181		8	38.379	<u>101.4</u>	31.709	122.2	42.529		213.9	1:52.617	
2	<u>37.678</u>	95.6	32.104	117.5	42.261		225.0	1:52.043		9	38.181	96.4	31.955	116.8	42.613		212.6	1:52.749	
3	37.937	97.9	31.939	116.8	42.334		220.4	1:52.210		10	38.019	95.8	31.751	121.9	42.736		218.6	1:52.506	
4	37.780	97.6	31.608	118.6	<u>42.180</u>		<u>225.5</u>	<u>1:51.568</u>		11	37.971	99.9	31.969	121.5	42.414		216.4	1:52.354	
5	37.704	97.9	<u>31.518</u>	122.7	42.824		221.8	1:52.046		12	38.071	96.0	31.827	118.2	42.851		221.3	1:52.749	
6	37.741	98.6	31.752	111.5	42.538		220.9	1:52.031		13	38.179	93.3	32.017	118.6	42.702		218.2	1:52.898	



# FIM JUNIORGP WORLD CHAMPIONSHIP - PORTIMAO

Autódromo Internacional do Algarve

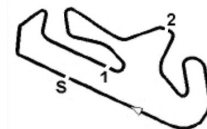
ETC

29 June - 2 July 2023

Laps and Sector Times - Race - 14 Laps

Autodromo Internacional Algarve - 4592mtr.

7	37.855	99.7	31.932	119.6	42.623	219.5	1:52.410	14	37.946	98.5	32.071	<u>122.9</u>	42.402	218.2	1:52.419
---	--------	------	--------	-------	--------	-------	----------	----	--------	------	--------	--------------	--------	-------	----------



## FIM JUNIORGP WORLD CHAMPIONSHIP - PORTIMAO

Positions for each lap - Race - 14 Laps

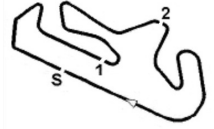
ETC

29 June - 2 July 2023

Positions for each lap

Autodromo Internacional Algarve - 4592mtr.

Pos	Nr.	Name	1	2	3	4	5	6	7	8	9	10	11	12	13	14
1	47	DODÓ BOGGIO	1	28	28	28	27	28	28	28	27	28	28	28	28	47
2	67	CASEY O'GORMAN	54	1	27	27	28	1	27	27	28	27	27	1	27	67
3	1	GUIDO PINI	26	26	1	26	1	27	1	1	47	21	1	67	1	1
4	27	RICCO SALMELA	21	27	26	1	67	67	21	21	21	1	67	27	67	27
5	21	RUCHÉ MOODLEY	28	54	67	67	21	54	47	47	1	47	47	47	21	21
6	54	JESÚS RIOS	27	21	54	54	54	47	54	67	67	67	21	21	47	54
7	26	PAU ALSINA	24	14	47	21	26	21	67	54	54	54	54	54	54	26
8	24	GUILLEM PLANQUES	14	11	21	47	47	26	26	26	26	26	26	26	26	24
9	7	BEÑAT FERNÁNDEZ	13	67	14	11	22	11	93	25	7	22	12	12	12	7
10	93	ALBERTO FERRÁNDEZ	12	47	11	12	24	7	7	22	22	7	24	93	24	93
11	22	JESÚS TORRES	11	12	12	14	7	93	22	7	93	25	7	24	93	22
12	71	HAMAD KHAMIS AL-SAHOUTI	47	24	7	7	11	43	13	93	25	93	93	7	22	71
13	12	ADRIANO DONOSO	22	13	13	22	43	22	25	12	12	12	22	22	25	12
14	43	AMANUEL BRINTON	7	7	22	43	14	14	43	43	43	24	25	71	43	43
15	25	GONZALO PÉREZ	67	22	43	93	12	13	12	13	13	43	43	25	7	25
16	72	EDOARDO LIGUORI	25	43	93	24	93	12	14	14	24	71	71	43	71	72
17	38	MATTEO ROMAN	93	93	24	13	13	25	24	71	71	13	72	72	72	38
18	14	EDU GUTIÉRREZ	43	25	70	71	71	71	11	72	14	14	14	13	13	14
19	50	CARTER THOMPSON	70	70	25	25	25	24	71	24	72	72	13	14	14	50
20	13	HAKIM DANISH	72	72	72	70	70	72	72	38	38	50	50	50	50	13
21	73	VALENTÍN PERRONE	71	71	71	72	72	70	50	50	50	38	38	38	38	73
22	33	ENZO BELLON	50	73	38	38	50	50	38	73	73	73	73	73	73	33
23	90	LUC A AGOSTINELLI	38	38	73	50	38	38	73	90	90	90	90	90	3	90
24	10	VALENTINO HERRLICH	73	50	50	73	73	73	90	10	10	10	3	10	90	10
25	3	VASILIS PANTELEAKIS	90	90	90	90	90	20	10	20	20	3	33	3	33	3
26	70	KRISTIAN DANIEL	10	3	20	20	10	90	20	33	33	33	10	33	10	70
27	28	MÁXIMO QUILES	20	20	3	10	20	10	33	3	3	20	20	20	70	
28	20	OWEN van TRIGT	3	33	33	33	33	33	3	70	70	70	70	70		
29	11	DAVID GONZÁLEZ	33	10	10	3	3	3	70	11						



## FIM JUNIORGP WORLD CHAMPIONSHIP - PORTIMAO

Autódromo Internacional do Algarve

Heat name : ETC - Race - 14 Laps  
 Heat Date : 02 July 2023  
 Track name : Autodromo Internacional Algarve - 4592 mtr.

Participants Started : 29	Participants Classified : 29
Participants Finished : 26	Participants Not Classified : 22
Participants Not Finished : 3	

Green flag at : 13:01:34	Heat recording start time : 12:44:45
Finish flag waved at : 13:27:35	Heat recording end time : 13:30:50
Total time under Green : 26:01	Total of All Laps in Heat : 397
Number of cautions : 0	Total time under Yellow : 00:00:00
Number of code-60's : 0	Total time under Code-60 : 00:00:00

### Summary of winners per class

Nbr	Name / Team name	Motorcycle	Cls	Fastest Laptime	In	Avg. Speed	Laps	Race Time
47	DODÓ BOGGIO	HONDA	ETC GrA	1:50.648	14	148.21	14	26:01.500
67	CASEY O'GORMAN	HONDA	ETC GrB	1:50.801	12	148.20	14	26:01.548

### Leader history during the Heat

#	Nbr	Lap	to Lap	Name	Motorcycle
1	1	1	1	GUIDO PINI	HONDA
2	28	2	4	MÁXIMO QUILES	HONDA
3	27	5	5	RICO SALMELA	HONDA
4	28	6	8	MÁXIMO QUILES	HONDA
5	27	9	9	RICO SALMELA	HONDA
6	28	10	13	MÁXIMO QUILES	HONDA
7	47	14	14	DODÓ BOGGIO	HONDA

### Best Lap time history during the Heat

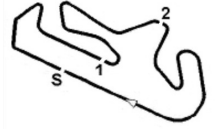
#	Nbr	lap time	in lap	Name	Motorcycle	time of day
1	1	1:53.817	1	GUIDO PINI	HONDA	13:03:28
2	28	1:51.964	2	MÁXIMO QUILES	HONDA	13:05:20
3	11	1:51.823	2	DAVID GONZÁLEZ	HONDA	13:05:21
4	67	1:51.328	2	CASEY O'GORMAN	HONDA	13:05:21
5	27	1:51.318	3	RICO SALMELA	HONDA	13:07:12
6	26	1:51.303	4	PAU ALSINA	HONDA	13:09:03
7	67	1:51.267	4	CASEY O'GORMAN	HONDA	13:09:03
8	21	1:50.709	4	RUCHÉ MOODLEY	HONDA	13:09:04
9	47	1:50.666	12	DODÓ BOGGIO	HONDA	13:23:53
10	21	1:50.583	12	RUCHÉ MOODLEY	HONDA	13:23:53

### Summary of best laptimes per class

Nbr	Name / Team name	Motorcycle	Cls	Fastest Laptime	In	Speed
21	RUCHÉ MOODLEY	HONDA	ETC GrA	1:50.583	12	149.49
1	GUIDO PINI	HONDA	ETC GrB	1:50.755	12	149.26

### Summary of number of laps in the lead

#	Nbr	Name	Motorcycle	# Laps in the lead



FIM JUNIORGP WORLD CHAMPIONSHIP - PORTIMAO  
Autódromo Internacional do Algarve

1	28	MÁXIMO QUILES	HONDA	10
2	27	RICO SALMELA	HONDA	2
3	1	GUIDO PINI	HONDA	1
4	47	DODÓ BOGGIO	HONDA	1